


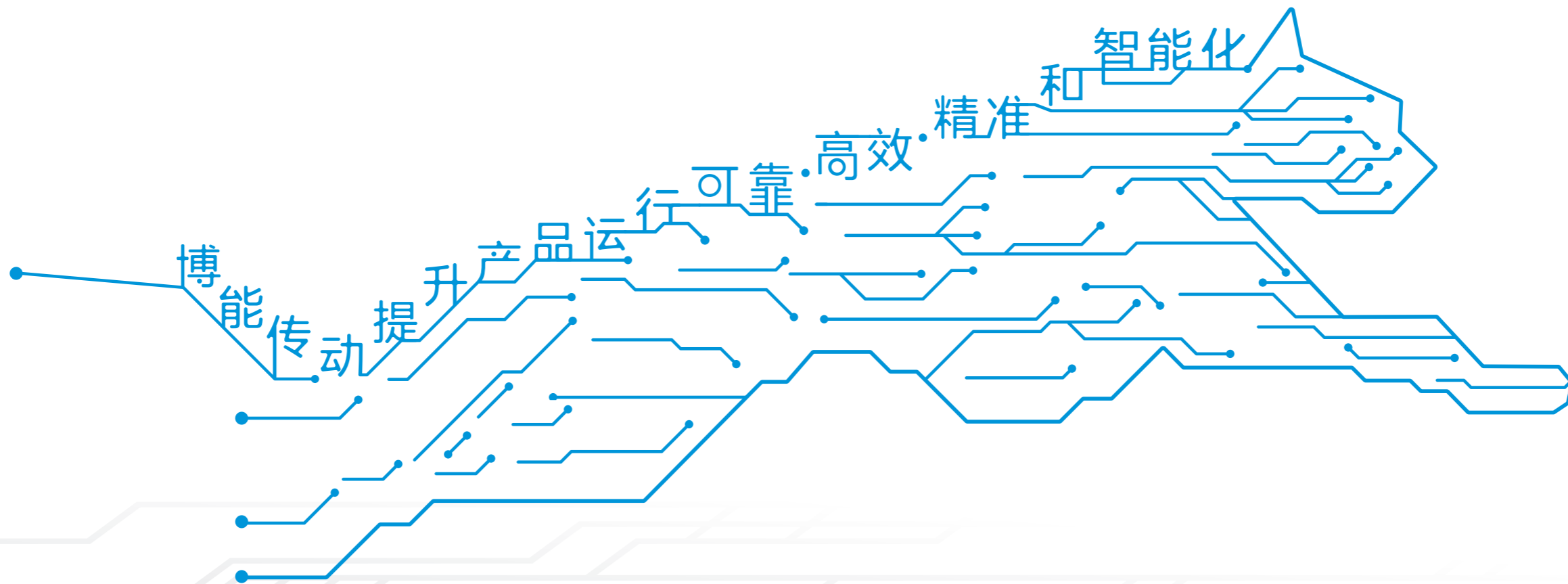
BONENG



F-MX平行轴斜齿伺服马达&AX伺服驱动器 (0.28kW~9.11kW)

编辑日期 08/2023
选型样本 C05.0044-CN

博能传动



控制器/驱动器/马达/齿轮马达/齿轮箱

注意事项：

- ◆ 结构示意图、外形图及其他附图只属范例，无严格比例要求。（未注尺寸单位均为mm）。
- ◆ 所注重量仅为平均值，并不具有约束力。
- ◆ 注油只作为参考值，实际注油量应以油镜上的标记为准。

⚠使用注意事项：

- ◆ 为防止意外事故发生，所有旋转部件均按照使用者所在国家和地区的安全规范由购置方加罩保护。
- ◆ 试车之前必须认真阅读使用说明书。
- ◆ 齿轮马达在供货时已处于准运行状态，运行前需加注润滑油。
- ◆ 齿轮马达应由熟悉相关安全要求的专业人员安装；安装时必须有安全装置以防止事故发生，安装位置必须符合规定。

目录

伺服齿轮马达

01.型号表示方法	001
02.安装方位	001
03.传动能力表和外形尺寸图	003
04.AS输入法兰尺寸	081
05.允许的输出轴径向力	083
06.被驱动轴推荐尺寸	084
07.轴端中心孔尺寸	086
08.平键与键槽的尺寸	087
09.可选附件和指定配置	088
10.润滑油	089
11.重量表	090

伺服驱动器

12.伺服驱动器概述	091
13.操作面板	092
14.控制模块	093
15.功率模块	097
16.整机安装尺寸图	101
17.可选件	102

1. 型号表示方法

F 3 04 H A - C71 - D1 0 1 -

系列名

传动级数

2级/3级

机座号

安装形式

H=底脚安装

F=法兰安装

S=小法兰安装

A=轴装式安装

T=带扭力臂附件安装

输出形式

A=单向平键实心轴

C=双向平键实心轴

G=平键空心轴

I=锁紧盘空心轴

K=渐开线花键空心轴

公称减速比代号

安装方位

D1/D2/D3/D4/D5/D6

可选附件和指定配置

0=无

6=补偿油箱

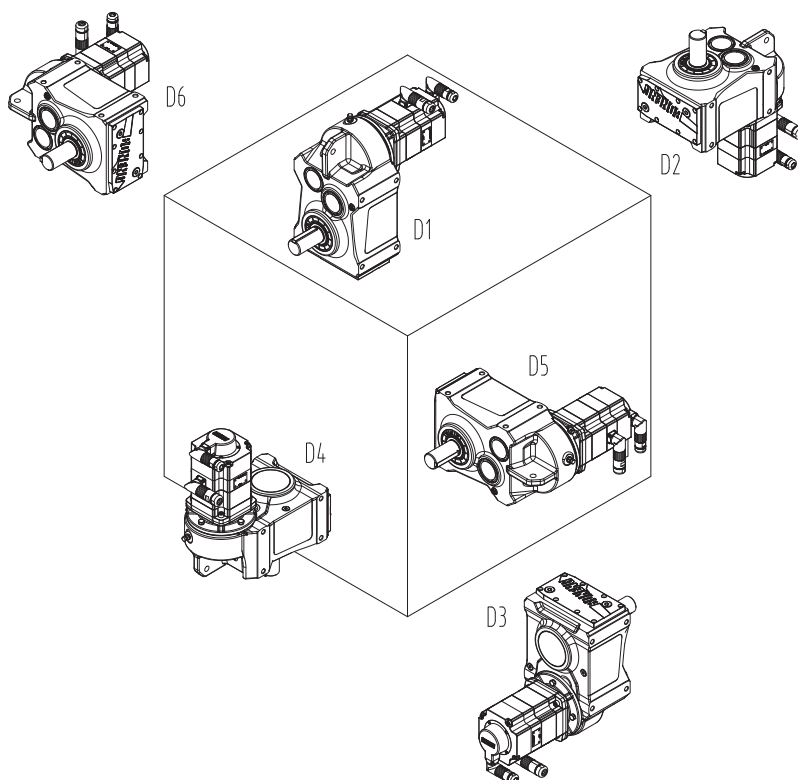
润滑油代号


0=不加润滑油 (不加油出厂时, 请选此项)

1=矿物润滑油VG220 (环境温度为-20°C~+40°C, 需加油出厂时, 请选此项)

5=合成润滑油VG220 (环境温度<0°C, 需加油出厂时, 推荐选用此项)

2. 安装方位

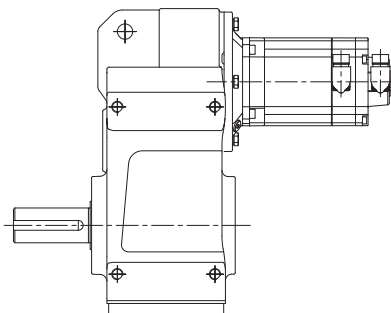
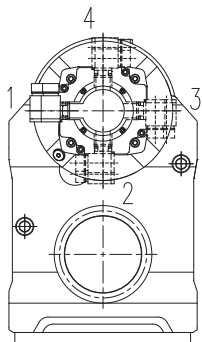




◆ 配AS输入法兰的齿轮箱型号示例: F308HA-C32-D100-AS160

整机标配颜色 ■ RAL9006

连接器方位



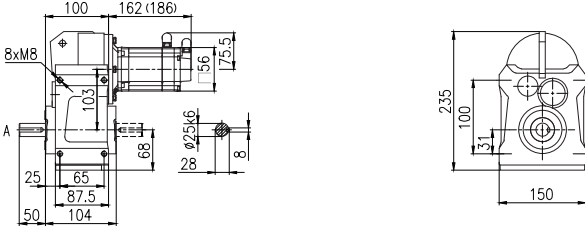
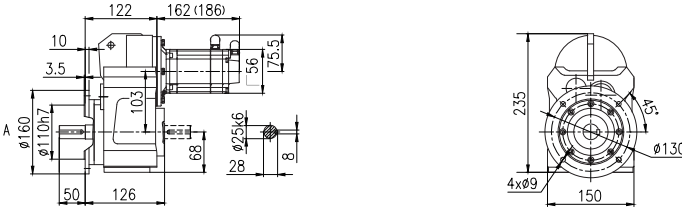
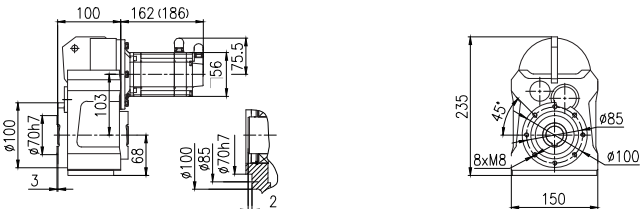
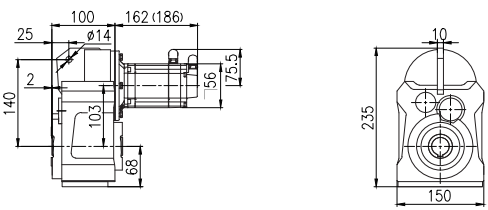
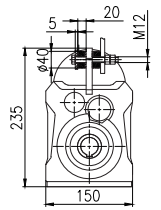
3.传动能力表和外形尺寸图

伺服马达：0.28kW 0.9Nm 0.9A-3000r/min

齿轮箱实际 输出转速	齿轮箱实际 输出扭矩	齿轮箱公称 减速比代号	齿轮箱公称 减速比	齿轮箱精确 减速比	齿轮箱 齿数比	齿轮箱额定 输出扭矩	齿轮箱 转动惯量	齿轮箱 背隙	齿轮箱 服务系数
n_{2N} (r/min)	T2 (N.m)	Code	i_N	i_{ex}	i_z	T_{2N}	$J \cdot 10^{-4}$ (kg.m ²)	Φ (°)	f
759	3.6	B40	4	3.95	585/148	130	1.9	14	36.11
673	4	B45	4.5	4.46	156/35	140	1.5	13	35
591	4.6	B50	5	5.08	325/64	140	1.2	13	30.43
523	5.2	B56	5.6	5.74	689/120	150	1	13	28.85
462	5.9	B63	6.3	6.5	13/2	150	0.82	13	25.42
429	6.3	B71	7.1	7	7/1	150	0.74	13	23.81
385	7	B80	8	7.8	4905/629	150	0.95	9	21.43
341	7.9	B90	9	8.79	5232/595	150	0.76	9	18.99
300	9	C10	10	10	2725/272	150	0.61	9	16.67
265	10	C11	11.2	11.3	5777/510	150	0.49	9	15
234	12	C13	12.5	12.8	218/17	150	0.39	8	12.5
217	12	C14	14	13.8	3052/221	150	0.36	8	12.5
188	14	C16	16	16	817/51	150	1.2	13	10.71
169	16	C18	18	17.7	11115/629	150	1	13	9.38
151	18	C20	20	19.9	11856/595	150	0.89	13	8.33
132	20	C22	22.4	22.7	6175/272	150	0.75	12	7.5
117	23	C25	25	25.7	13091/510	150	0.63	12	6.52
103	26	C28	28	29.1	494/17	150	0.53	12	5.77
95.8	28	C32	31.5	31.3	532/17	150	0.49	12	5.36
86	31	C36	35.5	34.9	372780/10693	150	1	8	4.84
76.3	35	C40	40	39.3	397632/10115	150	0.85	8	4.29
67	40	C45	45	44.8	51775/1156	150	0.72	8	3.75
59.3	46	C50	50	50.6	219526/4335	150	0.61	8	3.26
52.4	52	C56	56	57.3	16568/289	150	0.51	8	2.88
48.6	56	C63	63	61.7	231952/3757	150	0.47	8	2.68
41.5	65	C71	71	72.3	480472/6647	150	0.38	8	2.31
36.6	74	C80	80	81.9	165680/2023	150	0.32	8	2.03
33.2	81	C90	90	90.3	130473/1445	150	0.29	8	1.85
30.4	89	D10	100	98.7	256804/2601	150	0.25	8	1.69
27.8	97	D11	112	107.9	530176/4913	150	0.22	8	1.55
104	26	C28	28	28.9	5396/187	240	0.55	12	9.23
96.5	28	C32	31.5	31.1	75544/2431	240	0.5	12	8.57
86.2	31	C36	35.5	34.8	130720/3757	240	1.2	8	7.74
78.1	35	C40	40	38.4	410400/10693	240	1	8	6.86
69.3	39	C45	45	43.3	87552/2023	240	0.86	8	6.15
60.9	44	C50	50	49.3	14250/289	240	0.72	8	5.45
53.8	50	C56	56	55.8	16112/289	240	0.62	8	4.8
47.5	57	C63	63	63.1	18240/289	240	0.51	8	4.21
44.1	61	C71	71	68	255360/3757	240	0.48	8	3.93
37.7	72	C80	80	79.6	528960/6647	240	0.38	8	3.33
33.3	81	C90	90	90.2	182400/2023	240	0.32	8	2.96
30.2	89	D10	100	99.4	28728/289	240	0.29	8	2.7
27.6	98	D11	112	108.7	94240/867	240	0.25	8	2.45
25.3	107	D13	125	118.8	583680/4913	240	0.22	8	2.24

注：启停次数≤60次/小时，服务系数f推荐1.5；启停次数≤120次/小时，服务系数f推荐1.75；启停次数>120次/小时，服务系数f推荐2以上；

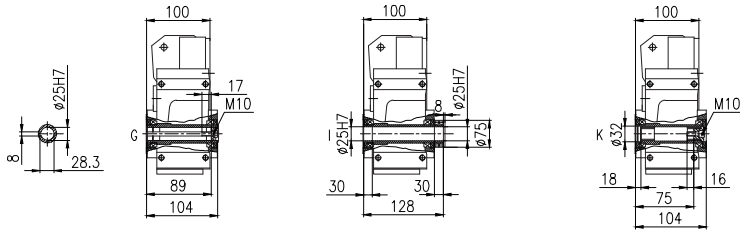
伺服齿轮马达订货号	伺服驱动器订货号			线缆配置订货号		制动电阻订货号
	控制模块	功率模块	操作面板	伺服马达动力线	伺服马达信号线	
F202□□-B40-D□□□-MX028S1E30FS0	AX-CM55-□□-PE PA: PROFINET通讯 EA: EtherCAT通讯	AX-PM26-B3A75-□ N: 不带滤波器 F: 带滤波器	A1-OP25	A1-H□□-A15-□□□ 18: 无制动器 16: 带制动器 动力线长度B30: 3m B50: 5m B70: 7m C10: 10m C15: 15m C20: 20m	A1-H17-A10-□□□ 信号线长度B30: 3m B50: 5m B70: 7m C10: 10m C15: 15m C20: 20m	A1-H02-A20-K-D75
F202□□-B45-D□□□-MX028S1E30FS0						
F202□□-B50-D□□□-MX028S1E30FS0						
F202□□-B56-D□□□-MX028S1E30FS0						
F202□□-B63-D□□□-MX028S1E30FS0						
F202□□-B71-D□□□-MX028S1E30FS0						
F202□□-B80-D□□□-MX028S1E30FS0						
F202□□-B90-D□□□-MX028S1E30FS0						
F202□□-C10-D□□□-MX028S1E30FS0						
F202□□-C11-D□□□-MX028S1E30FS0						
F202□□-C13-D□□□-MX028S1E30FS0						
F202□□-C14-D□□□-MX028S1E30FS0						
F302□□-C16-D□□□-MX028S1E30FS0						
F302□□-C18-D□□□-MX028S1E30FS0						
F302□□-C20-D□□□-MX028S1E30FS0						
F302□□-C22-D□□□-MX028S1E30FS0						
F302□□-C25-D□□□-MX028S1E30FS0						
F302□□-C28-D□□□-MX028S1E30FS0						
F302□□-C32-D□□□-MX028S1E30FS0						
F302□□-C36-D□□□-MX028S1E30FS0						
F302□□-C40-D□□□-MX028S1E30FS0						
F302□□-C45-D□□□-MX028S1E30FS0						
F302□□-C50-D□□□-MX028S1E30FS0						
F302□□-C56-D□□□-MX028S1E30FS0						
F302□□-C63-D□□□-MX028S1E30FS0						
F302□□-C71-D□□□-MX028S1E30FS0						
F302□□-C80-D□□□-MX028S1E30FS0						
F302□□-C90-D□□□-MX028S1E30FS0						
F302□□-D10-D□□□-MX028S1E30FS0						
F302□□-D11-D□□□-MX028S1E30FS0						
F303□□-C28-D□□□-MX028S1E30FS0						
F303□□-C32-D□□□-MX028S1E30FS0						
F303□□-C36-D□□□-MX028S1E30FS0						
F303□□-C40-D□□□-MX028S1E30FS0						
F303□□-C45-D□□□-MX028S1E30FS0						
F303□□-C50-D□□□-MX028S1E30FS0						
F303□□-C56-D□□□-MX028S1E30FS0						
F303□□-C63-D□□□-MX028S1E30FS0						
F303□□-C71-D□□□-MX028S1E30FS0						
F303□□-C80-D□□□-MX028S1E30FS0						
F303□□-C90-D□□□-MX028S1E30FS0						
F303□□-D10-D□□□-MX028S1E30FS0						
F303□□-D11-D□□□-MX028S1E30FS0						
F303□□-D13-D□□□-MX028S1E30FS0						

安装形式	F202/F302-MX028S1E30FS0外形尺寸图 (mm)	
底脚安装	 <p>F202HA单向平键实心轴 F302HA单向平键实心轴 F202HC双向平键实心轴 F302HC双向平键实心轴</p>	底脚安装(H)
法兰安装	 <p>F202FA单向平键实心轴 F302FA单向平键实心轴 F202FC双向平键实心轴 F302FC双向平键实心轴</p>	法兰安装(F)
小法兰安装		小法兰安装(S)
轴装式安装	 <p>轴装式安装(A)</p>	 <p>带扭力臂附件安装(T)</p>

注:括号内为带制动器的伺服马达长度

F202/F302-MX028S1E30FS0外形尺寸图 (mm)

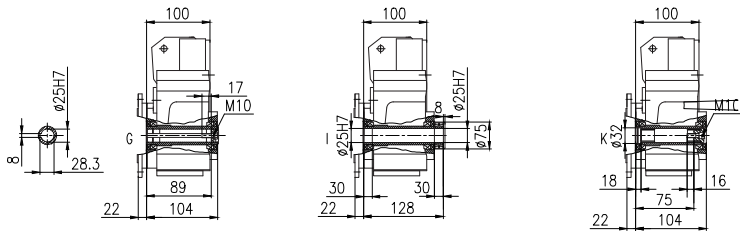
所配伺服驱动器的外形尺寸图



F202HG平键空心轴
F302HG平键空心轴

F202HI锁紧盘空心轴
F302HI锁紧盘空心轴

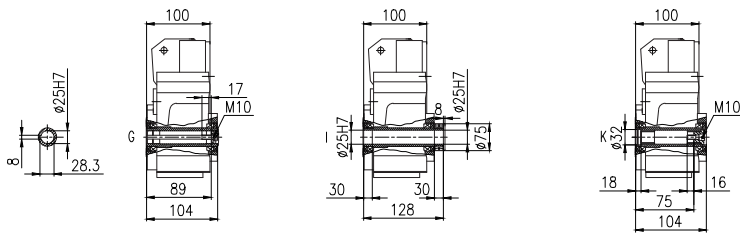
F202HK渐开线花键空心轴
F302HK渐开线花键空心轴



F202FG平键空心轴
F302FG平键空心轴

F202FI锁紧盘空心轴
F302FI锁紧盘空心轴

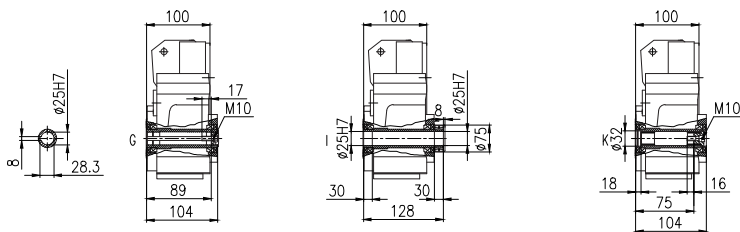
F202FK渐开线花键空心轴
F302FK渐开线花键空心轴



F202SG平键空心轴
F302SG平键空心轴

F202SI锁紧盘空心轴
F302SI锁紧盘空心轴

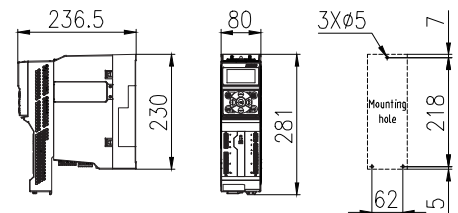
F202SK渐开线花键空心轴
F302SK渐开线花键空心轴



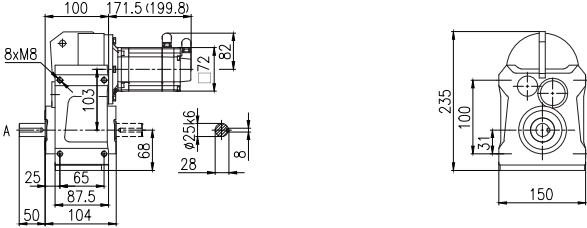
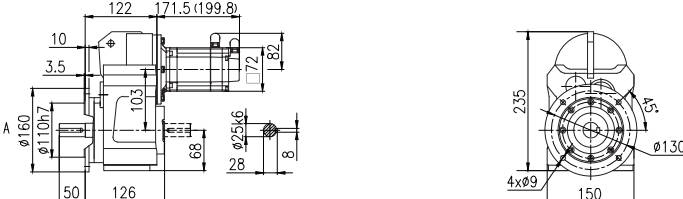
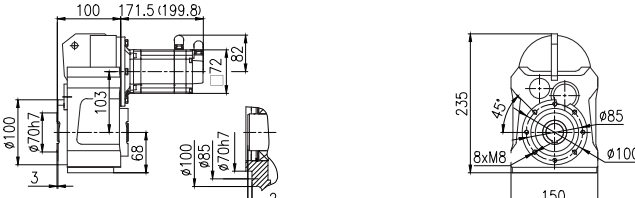
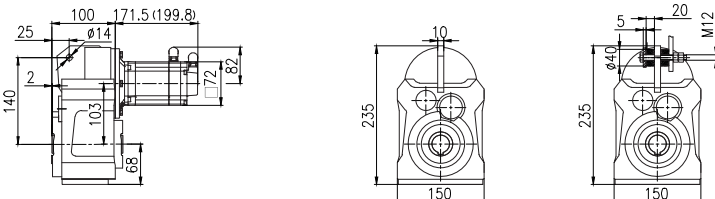
F202AG平键空心轴
F302AG平键空心轴
F202TG平键空心轴
F302TG平键空心轴

F202AI锁紧盘空心轴
F302AI锁紧盘空心轴
F202TI锁紧盘空心轴
F302TI锁紧盘空心轴

F202AK渐开线花键空心轴
F302AK渐开线花键空心轴
F202TK渐开线花键空心轴
F302TK渐开线花键空心轴



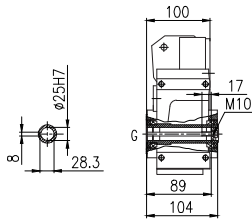
控制模块: AX-CM55-PA-PE(ProfiNet)
或AX-CM55-EA-PE(EtherCAT)
功率模块: AX-PM26-B3A75-N(不带滤波器)
或AX-PM26-B3A75-F(带滤波器)
操作模块: A1-OP25

安装形式	F203/F303-MX028S1E30FS0外形尺寸图 (mm)	
<p>底脚安装</p>	 <p>F203HA单向平键实心轴 F303HA单向平键实心轴 F203HC双向平键实心轴 F303HC双向平键实心轴</p>	<p>底脚安装(H)</p>
<p>法兰安装</p>	 <p>F203FA单向平键实心轴 F303FA单向平键实心轴 F203FC双向平键实心轴 F303FC双向平键实心轴</p>	<p>法兰安装(F)</p>
<p>小法兰安装</p>		<p>小法兰安装(S)</p>
<p>轴装式安装</p>	 <p>带扭力臂附件安装</p> <p>轴装式安装(A) 带扭力臂附件安装(T)</p>	

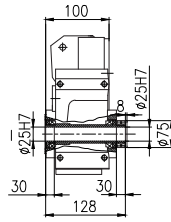
注:括号内为带制动器的伺服马达长度

F203/F303-MX028S1E30FS0外形尺寸图 (mm)

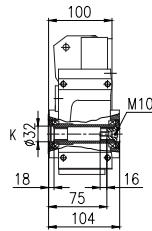
所配伺服驱动器的外形尺寸图



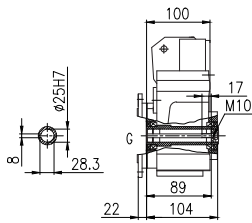
F203HG平键空心轴
F303HG平键空心轴



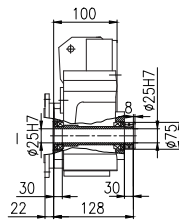
F203HI锁紧盘空心轴
F303HI锁紧盘空心轴



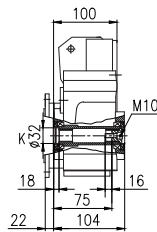
F203HK渐开线花键空心轴
F303HK渐开线花键空心轴



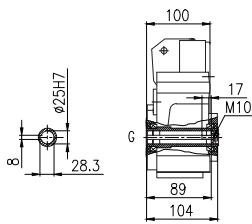
F203FG平键空心轴
F303FG平键空心轴



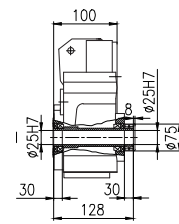
F203FI锁紧盘空心轴
F303FI锁紧盘空心轴



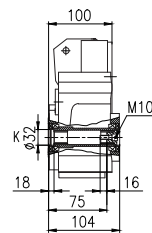
F203FK渐开线花键空心轴
F303FK渐开线花键空心轴



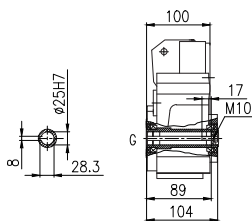
F203SG平键空心轴
F303SG平键空心轴



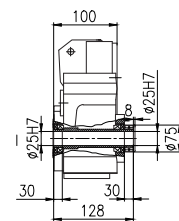
F203SI锁紧盘空心轴
F303SI锁紧盘空心轴



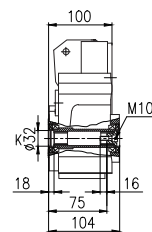
F203SK渐开线花键空心轴
F303SK渐开线花键空心轴



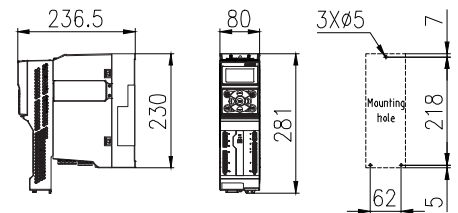
F203AG平键空心轴
F303AG平键空心轴
F203TG平键空心轴
F303TG平键空心轴



F203AI锁紧盘空心轴
F303AI锁紧盘空心轴
F203TI锁紧盘空心轴
F303TI锁紧盘空心轴



F203AK渐开线花键空心轴
F303AK渐开线花键空心轴
F203TK渐开线花键空心轴
F303TK渐开线花键空心轴



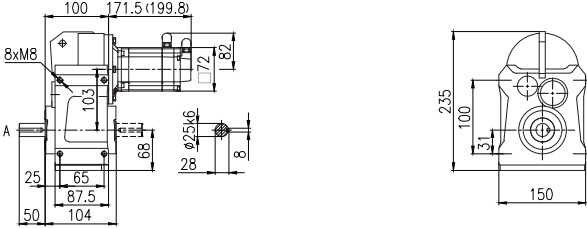
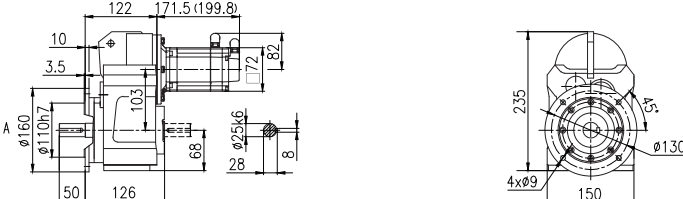
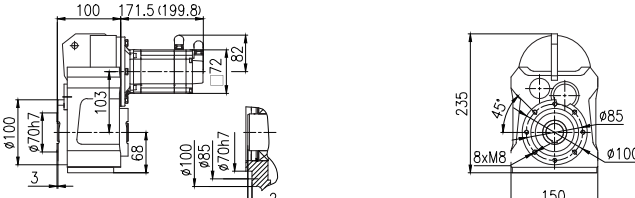
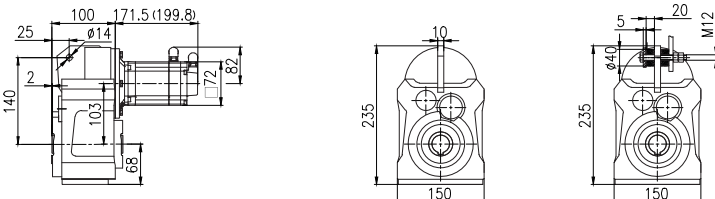
控制模块: AX-CM55-PA-PE(ProfiNet)
或AX-CM55-EA-PE(EtherCAT)
功率模块: AX-PM26-B3A75-N(不带滤波器)
或AX-PM26-B3A75-F(带滤波器)
操作模块: A1-OP25

伺服马达：0.47kW 1.5Nm 1.15A-3000r/min

齿轮箱实际 输出转速	齿轮箱实际 输出扭矩	齿轮箱公称 减速比代号	齿轮箱公称 减速比	齿轮箱精确 减速比	齿轮箱 齿数比	齿轮箱额定 输出扭矩	齿轮箱 转动惯量	齿轮箱 背隙	齿轮箱 服务系数
n_{2N} (r/min)	T2 (N.m)	Code	i_N	i_{ex}	i_Z	T_{2N}	$J \cdot 10^{-4}$ (kg.m ²)	Φ (°)	f
759	5.9	B40	4	3.95	585/148	130	1.9	14	22.03
673	6.7	B45	4.5	4.46	156/35	140	1.5	13	20.9
591	7.6	B50	5	5.08	325/64	140	1.2	13	18.42
523	8.6	B56	5.6	5.74	689/120	150	1	13	17.44
462	9.8	B63	6.3	6.5	13/2	150	0.82	13	15.31
429	11	B71	7.1	7	7/1	150	0.74	13	13.64
385	12	B80	8	7.8	4905/629	150	0.95	9	12.5
341	13	B90	9	8.79	5232/595	150	0.76	9	11.54
300	15	C10	10	10	2725/272	150	0.61	9	10
265	17	C11	11.2	11.3	5777/510	150	0.49	9	8.82
234	19	C13	12.5	12.8	218/17	150	0.39	8	7.89
217	21	C14	14	13.8	3052/221	150	0.36	8	7.14
188	24	C16	16	16	817/51	150	1.2	13	6.25
169	27	C18	18	17.7	11115/629	150	1	13	5.56
151	30	C20	20	19.9	11856/595	150	0.89	13	5
132	34	C22	22.4	22.7	6175/272	150	0.75	12	4.41
117	39	C25	25	25.7	13091/510	150	0.63	12	3.85
103	44	C28	28	29.1	494/17	150	0.53	12	3.41
95.8	47	C32	31.5	31.3	532/17	150	0.49	12	3.19
86	52	C36	35.5	34.9	372780/10693	150	1	8	2.88
76.3	59	C40	40	39.3	397632/10115	150	0.85	8	2.54
67	67	C45	45	44.8	51775/1156	150	0.72	8	2.24
59.3	76	C50	50	50.6	219526/4335	150	0.61	8	1.97
52.4	86	C56	56	57.3	16568/289	150	0.51	8	1.74
48.6	93	C63	63	61.7	231952/3757	150	0.47	8	1.61
188	24	C16	16	16	16/1	240	0.55	7	10
167	27	C18	18	18	920/51	240	0.46	7	8.89
155	29	C20	20	19.3	4260/221	240	0.43	7	8.28
133	34	C22	22.4	22.5	33725/1496	240	0.78	12	7.06
118	38	C25	25	25.5	71497/2805	240	0.66	12	6.32
104	43	C28	28	28.9	5396/187	240	0.55	12	5.58
96.5	47	C32	31.5	31.1	75544/2431	240	0.5	12	5.11
86.2	52	C36	35.5	34.8	130720/3757	240	1.2	8	4.62
78.1	58	C40	40	38.4	410400/10693	240	1	8	4.14
69.3	65	C45	45	43.3	87552/2023	240	0.86	8	3.69
60.9	74	C50	50	49.3	14250/289	240	0.72	8	3.24
53.8	84	C56	56	55.8	16112/289	240	0.62	8	2.86
47.5	95	C63	63	63.1	18240/289	240	0.51	8	2.53
44.1	102	C71	71	68	255360/3757	240	0.48	8	2.35
37.7	119	C80	80	79.6	528960/6647	240	0.38	8	2.02
33.3	135	C90	90	90.2	182400/2023	240	0.32	8	1.78
30.2	149	D10	100	99.4	28728/289	240	0.29	8	1.61
27.6	163	D11	112	108.7	94240/867	240	0.25	8	1.47

注：启停次数≤60次/小时，服务系数f推荐1.5；启停次数≤120次/小时，服务系数f推荐1.75；启停次数>120次/小时，服务系数f推荐2以上；

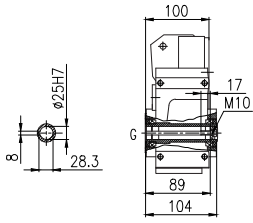
伺服齿轮马达订货号	伺服驱动器订货号			线缆配置订货号		制动电阻订货号
	控制模块	功率模块	操作面板	伺服马达动力线	伺服马达信号线	
F202□□-B40-D□□□-MX036S1E30FS0	AX-CM55-□□-PE PA:PROFINET通讯 EA:EtherCAT通讯	AX-PM26-B3A75-□ N:不带滤波器 F:带滤波器	A1-OP25	A1-H□□-A15-□□□ 18:无制动器 16:带制动器 动力线长度B30:3m B50:5m B70:7m C10:10m C15:15m C20:20m	A1-H17-A10-□□□ 信号线长度B30:3m B50:5m B70:7m C10:10m C15:15m C20:20m	A1-H02-A20-K-D75
F202□□-B45-D□□□-MX036S1E30FS0						
F202□□-B50-D□□□-MX036S1E30FS0						
F202□□-B56-D□□□-MX036S1E30FS0						
F202□□-B63-D□□□-MX036S1E30FS0						
F202□□-B71-D□□□-MX036S1E30FS0						
F202□□-B80-D□□□-MX036S1E30FS0						
F202□□-B90-D□□□-MX036S1E30FS0						
F202□□-C10-D□□□-MX036S1E30FS0						
F202□□-C11-D□□□-MX036S1E30FS0						
F202□□-C13-D□□□-MX036S1E30FS0						
F202□□-C14-D□□□-MX036S1E30FS0						
F302□□-C16-D□□□-MX036S1E30FS0						
F302□□-C18-D□□□-MX036S1E30FS0						
F302□□-C20-D□□□-MX036S1E30FS0						
F302□□-C22-D□□□-MX036S1E30FS0						
F302□□-C25-D□□□-MX036S1E30FS0						
F302□□-C28-D□□□-MX036S1E30FS0						
F302□□-C32-D□□□-MX036S1E30FS0						
F302□□-C36-D□□□-MX036S1E30FS0						
F302□□-C40-D□□□-MX036S1E30FS0						
F302□□-C45-D□□□-MX036S1E30FS0						
F302□□-C50-D□□□-MX036S1E30FS0						
F302□□-C56-D□□□-MX036S1E30FS0						
F302□□-C63-D□□□-MX036S1E30FS0						
F203□□-C16-D□□□-MX036S1E30FS0						
F203□□-C18-D□□□-MX036S1E30FS0						
F203□□-C20-D□□□-MX036S1E30FS0						
F303□□-C22-D□□□-MX036S1E30FS0						
F303□□-C25-D□□□-MX036S1E30FS0						
F303□□-C28-D□□□-MX036S1E30FS0						
F303□□-C32-D□□□-MX036S1E30FS0						
F303□□-C36-D□□□-MX036S1E30FS0						
F303□□-C40-D□□□-MX036S1E30FS0						
F303□□-C45-D□□□-MX036S1E30FS0						
F303□□-C50-D□□□-MX036S1E30FS0						
F303□□-C56-D□□□-MX036S1E30FS0						
F303□□-C63-D□□□-MX036S1E30FS0						
F303□□-C71-D□□□-MX036S1E30FS0						
F303□□-C80-D□□□-MX036S1E30FS0						
F303□□-C90-D□□□-MX036S1E30FS0						
F303□□-D10-D□□□-MX036S1E30FS0						
F303□□-D11-D□□□-MX036S1E30FS0						

安装形式	F202/F302-MX036S1E30FS0外形尺寸图 (mm)	
<p>底脚安装</p>	 <p>F202HA单向平键实心轴 F302HA单向平键实心轴 F202HC双向平键实心轴 F302HC双向平键实心轴</p>	<p>底脚安装(H)</p>
<p>法兰安装</p>	 <p>F202FA单向平键实心轴 F302FA单向平键实心轴 F202FC双向平键实心轴 F302FC双向平键实心轴</p>	<p>法兰安装(F)</p>
<p>小法兰安装</p>		<p>小法兰安装(S)</p>
<p>轴装式安装</p>	 <p>带扭力臂附件安装</p> <p>轴装式安装(A) 带扭力臂附件安装(T)</p>	

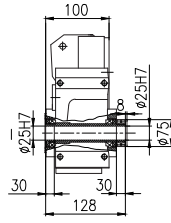
注:括号内为带制动器的伺服马达长度

F202/F302-MX036S1E30FS0外形尺寸图 (mm)

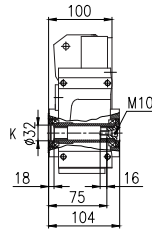
所配伺服驱动器的外形尺寸图



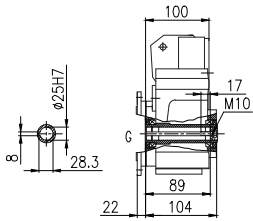
F202HG平键空心轴
F302HG平键空心轴



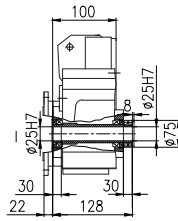
F202HI锁紧盘空心轴
F302HI锁紧盘空心轴



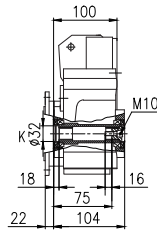
F202HK渐开线花键空心轴
F302HK渐开线花键空心轴



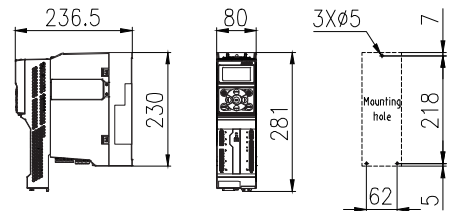
F202FG平键空心轴
F302FG平键空心轴



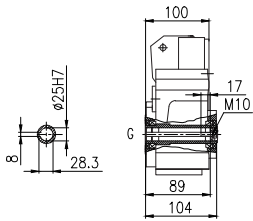
F202FI锁紧盘空心轴
F302FI锁紧盘空心轴



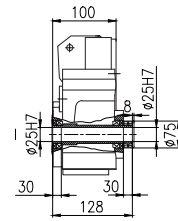
F202FK渐开线花键空心轴
F302FK渐开线花键空心轴



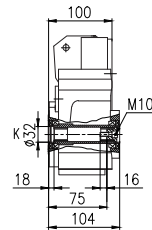
控制模块: AX-CM55-PA-PE(ProfiNet)
或AX-CM55-EA-PE(EtherCAT)
功率模块: AX-PM26-B3A75-N(不带滤波器)
或AX-PM26-B3A75-F(带滤波器)
操作模块: A1-OP25



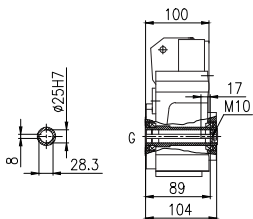
F202SG平键空心轴
F302SG平键空心轴



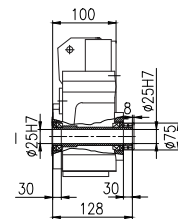
F202SI锁紧盘空心轴
F302SI锁紧盘空心轴



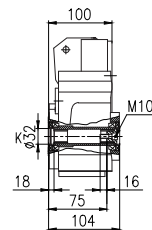
F202SK渐开线花键空心轴
F302SK渐开线花键空心轴



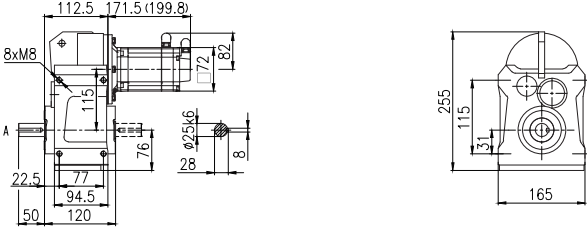
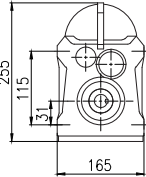
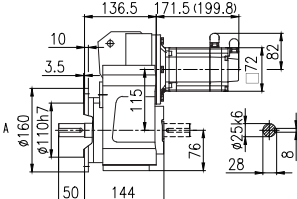
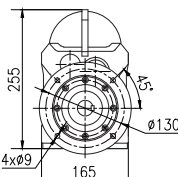
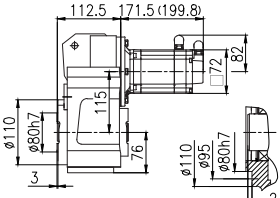
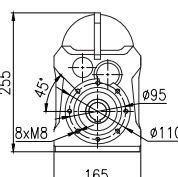
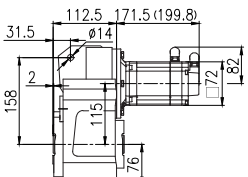
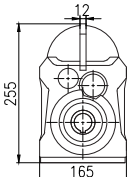
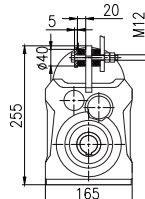
F202AG平键空心轴
F302AG平键空心轴
F202TG平键空心轴
F302TG平键空心轴



F202AI锁紧盘空心轴
F302AI锁紧盘空心轴
F202TI锁紧盘空心轴
F302TI锁紧盘空心轴



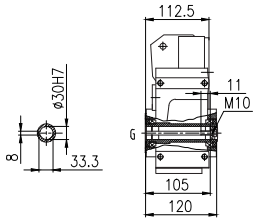
F202AK渐开线花键空心轴
F302AK渐开线花键空心轴
F202TK渐开线花键空心轴
F302TK渐开线花键空心轴

安装形式	F203/F303-MX036S1E30FS0外形尺寸图 (mm)	
底脚安装	 <p>F203HA单向平键实心轴 F303HA单向平键实心轴 F203HC双向平键实心轴 F303HC双向平键实心轴</p>	 <p>底脚安装(H)</p>
法兰安装	 <p>F203FA单向平键实心轴 F303FA单向平键实心轴 F203FC双向平键实心轴 F303FC双向平键实心轴</p>	 <p>法兰安装(F)</p>
小法兰安装		 <p>小法兰安装(S)</p>
轴装式安装 带扭力臂附件安装		 <p>轴装式安装(A)</p>  <p>带扭力臂附件安装(T)</p>

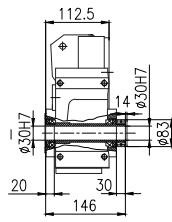
注:括号内为带制动器的伺服马达长度

F203/F303-MX036S1E30FS0外形尺寸图 (mm)

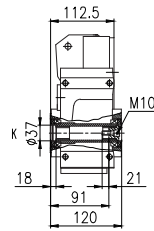
所配伺服驱动器的外形尺寸图



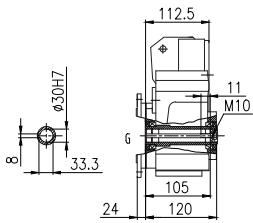
F203HG平键空心轴
F303HG平键空心轴



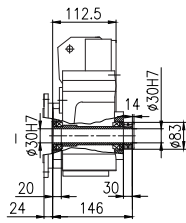
F203HI锁紧盘空心轴
F303HI锁紧盘空心轴



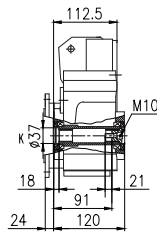
F203HK渐开线花键空心轴
F303HK渐开线花键空心轴



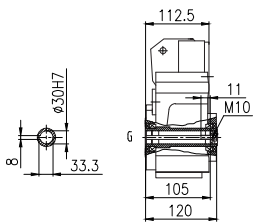
F203FG平键空心轴
F303FG平键空心轴



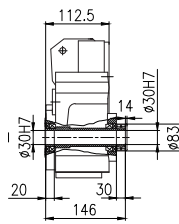
F203FI锁紧盘空心轴
F303FI锁紧盘空心轴



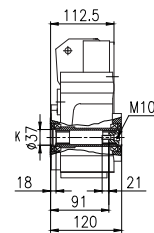
F203FK渐开线花键空心轴
F303FK渐开线花键空心轴



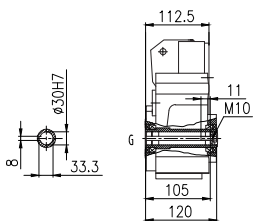
F203SG平键空心轴
F303SG平键空心轴



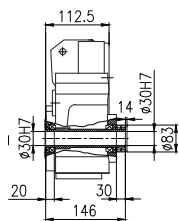
F203SI锁紧盘空心轴
F303SI锁紧盘空心轴



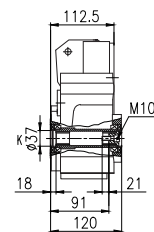
F203SK渐开线花键空心轴
F303SK渐开线花键空心轴



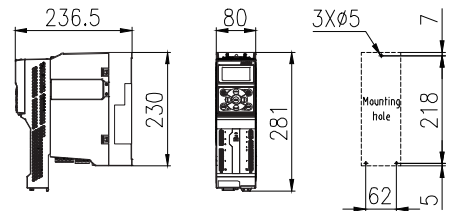
F203AG平键空心轴
F303AG平键空心轴
F203TG平键空心轴
F303TG平键空心轴



F203AI锁紧盘空心轴
F303AI锁紧盘空心轴
F203TI锁紧盘空心轴
F303TI锁紧盘空心轴



F203AK渐开线花键空心轴
F303AK渐开线花键空心轴
F203TK渐开线花键空心轴
F303TK渐开线花键空心轴



控制模块: AX-CM55-PA-PE(ProfiNet)
或AX-CM55-EA-PE(EtherCAT)
功率模块: AX-PM26-B3A75-N(不带滤波器)
或AX-PM26-B3A75-F(带滤波器)
操作模块: A1-OP25

伺服马达：1kW 3.2Nm 2.2A-3000r/min

齿轮箱实际 输出转速	齿轮箱实际 输出扭矩	齿轮箱公称 减速比代号	齿轮箱公称 减速比	齿轮箱精确 减速比	齿轮箱 齿数比	齿轮箱额定 输出扭矩	齿轮箱 转动惯量	齿轮箱 背隙	齿轮箱 服务系数
n_{2N} (r/min)	T2 (N.m)	Code	i_N	i_{ex}	i_z	T_{2N}	$J \cdot 10^{-4}$ (kg.m ²)	Φ (°)	f
759	13	B40	4	3.95	585/148	130	1.9	14	10
673	14	B45	4.5	4.46	156/35	140	1.5	13	10
591	16	B50	5	5.08	325/64	140	1.2	13	8.75
523	18	B56	5.6	5.74	689/120	150	1	13	8.33
462	21	B63	6.3	6.5	13/2	150	0.82	13	7.14
429	22	B71	7.1	7	7/1	150	0.74	13	6.82
385	25	B80	8	7.8	4905/629	150	0.95	9	6
341	28	B90	9	8.79	5232/595	150	0.76	9	5.36
300	32	C10	10	10	2725/272	150	0.61	9	4.69
265	36	C11	11.2	11.3	5777/510	150	0.49	9	4.17
234	41	C13	12.5	12.8	218/17	150	0.39	8	3.66
217	44	C14	14	13.8	3052/221	150	0.36	8	3.41
188	51	C16	16	16	817/51	150	1.2	13	2.94
169	57	C18	18	17.7	11115/629	150	1	13	2.63
151	64	C20	20	19.9	11856/595	150	0.89	13	2.34
132	73	C22	22.4	22.7	6175/272	150	0.75	12	2.05
117	82	C25	25	25.7	13091/510	150	0.63	12	1.83
103	93	C28	28	29.1	494/17	150	0.53	12	1.61
95.8	100	C32	31.5	31.3	532/17	150	0.49	12	1.5
410	23	B71	7.1	7.32	1207/165	220	1.3	11	9.57
364	26	B80	8	8.25	1633/198	220	1.1	11	8.46
332	29	B90	9	9.03	6600/731	220	1.5	8	7.59
297	32	C10	10	10.1	2240/221	220	1.1	8	6.88
263	36	C11	11.2	11.4	7200/629	220	0.94	8	6.11
236	41	C13	12.5	12.7	216/17	220	0.78	8	5.37
205	47	C14	14	14.6	495/34	240	0.65	7	5.11
188	51	C16	16	16	16/1	240	0.55	7	4.71
167	58	C18	18	18	920/51	240	0.46	7	4.14
155	62	C20	20	19.3	4260/221	240	0.43	7	3.87
133	72	C22	22.4	22.5	33725/1496	240	0.78	12	3.33
118	82	C25	25	25.5	71497/2805	240	0.66	12	2.93
104	92	C28	28	28.9	5396/187	240	0.55	12	2.61
96.5	100	C32	31.5	31.1	75544/2431	240	0.5	12	2.4
86.2	111	C36	35.5	34.8	130720/3757	240	1.2	8	2.16
78.1	123	C40	40	38.4	410400/10693	240	1	8	1.95
69.3	139	C45	45	43.3	87552/2023	240	0.86	8	1.73
60.9	158	C50	50	49.3	14250/289	240	0.72	8	1.52
69.8	138	C45	45	43	281325/6536	420	1.9	7	3.04
62.1	155	C50	50	48.3	11935/247	420	1.5	7	2.71
54.9	175	C56	56	54.6	76725/1406	420	1.3	7	2.4
49.5	194	C63	63	60.6	9207/152	430	1.2	7	2.22
43.2	222	C71	71	69.4	168795/2432	430	1	7	1.94
39.3	244	C80	80	76.3	5797/76	430	0.86	7	1.76
34.9	275	C90	90	86	39215/456	430	0.73	7	1.56
32.6	294	D10	100	91.9	363165/3952	430	0.68	7	1.46
40.2	239	C80	80	74.7	33015/442	700	0.69	8	2.93
34.6	278	C90	90	86.8	33945/391	700	0.56	8	2.52
30.7	313	D10	100	97.7	11625/119	700	0.47	8	2.24
28.1	341	D11	112	106.7	3627/34	700	0.43	7	2.05
25.6	374	D13	125	117	11935/102	700	0.37	8	1.87
23.6	407	D14	140	127.1	36735/289	700	0.33	7	1.72
22.8	420	D13	125	131.4	462266/3519	900	1	6	2.14
21.6	444	D14	140	138.9	25970/187	900	0.81	6	2.03
19.2	500	D16	160	156.2	119462/765	900	0.6	6	1.8
18.1	532	D18	180	166.2	161014/969	900	0.56	6	1.69
16	601	D20	200	187.7	488236/2601	900	0.52	6	1.5

注：启停次数≤60次/小时，服务系数f推荐1.5；启停次数≤120次/小时，服务系数f推荐1.75；启停次数>120次/小时，服务系数f推荐2以上；

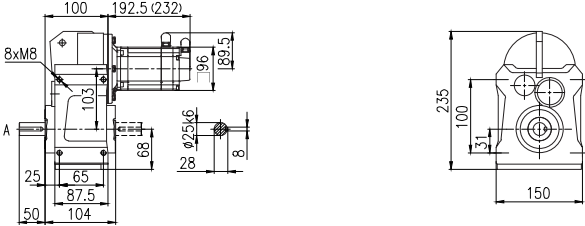
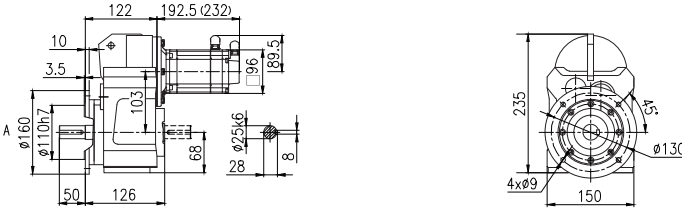
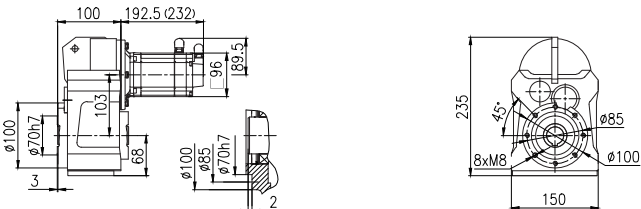
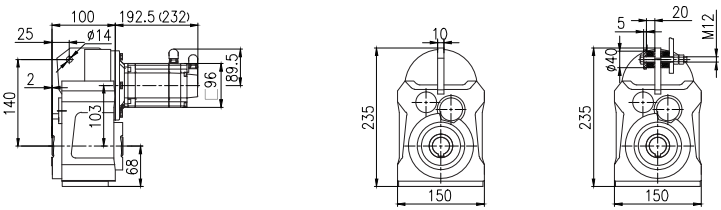
伺服齿轮马达订货号	伺服驱动器订货号			线缆配置订货号		制动电阻订货号
	控制模块	功率模块	操作面板	伺服马达动力线	伺服马达信号线	
F202□□-B40-D□□□-MX048S1E30FS0			A1-OP25	A1-H□□-A15-□□□	A1-H17-A10-□□□	A1-H02-A40-K-D39
F202□□-B45-D□□□-MX048S1E30FS0						
F202□□-B50-D□□□-MX048S1E30FS0						
F202□□-B56-D□□□-MX048S1E30FS0						
F202□□-B63-D□□□-MX048S1E30FS0						
F202□□-B71-D□□□-MX048S1E30FS0						
F202□□-B80-D□□□-MX048S1E30FS0						
F202□□-B90-D□□□-MX048S1E30FS0						
F202□□-C10-D□□□-MX048S1E30FS0						
F202□□-C11-D□□□-MX048S1E30FS0						
F202□□-C13-D□□□-MX048S1E30FS0						
F202□□-C14-D□□□-MX048S1E30FS0						
F302□□-C16-D□□□-MX048S1E30FS0						
F302□□-C18-D□□□-MX048S1E30FS0						
F302□□-C20-D□□□-MX048S1E30FS0						
F302□□-C22-D□□□-MX048S1E30FS0						
F302□□-C25-D□□□-MX048S1E30FS0						
F302□□-C28-D□□□-MX048S1E30FS0						
F302□□-C32-D□□□-MX048S1E30FS0						
F203□□-B71-D□□□-MX048S1E30FS0						
F203□□-B80-D□□□-MX048S1E30FS0						
F203□□-B90-D□□□-MX048S1E30FS0						
F203□□-C10-D□□□-MX048S1E30FS0						
F203□□-C11-D□□□-MX048S1E30FS0						
F203□□-C13-D□□□-MX048S1E30FS0						
F203□□-C14-D□□□-MX048S1E30FS0						
F203□□-C16-D□□□-MX048S1E30FS0						
F203□□-C18-D□□□-MX048S1E30FS0						
F203□□-C20-D□□□-MX048S1E30FS0						
F303□□-C22-D□□□-MX048S1E30FS0						
F303□□-C25-D□□□-MX048S1E30FS0						
F303□□-C28-D□□□-MX048S1E30FS0						
F303□□-C32-D□□□-MX048S1E30FS0						
F303□□-C36-D□□□-MX048S1E30FS0						
F303□□-C40-D□□□-MX048S1E30FS0						
F303□□-C45-D□□□-MX048S1E30FS0						
F303□□-C50-D□□□-MX048S1E30FS0						
F304□□-C45-D□□□-MX048S1E30FS0						
F304□□-C50-D□□□-MX048S1E30FS0						
F304□□-C56-D□□□-MX048S1E30FS0						
F304□□-C63-D□□□-MX048S1E30FS0						
F304□□-C71-D□□□-MX048S1E30FS0						
F304□□-C80-D□□□-MX048S1E30FS0						
F304□□-C90-D□□□-MX048S1E30FS0						
F304□□-D10-D□□□-MX048S1E30FS0						
F305□□-C80-D□□□-MX048S1E30FS0						
F305□□-C90-D□□□-MX048S1E30FS0						
F305□□-D10-D□□□-MX048S1E30FS0						
F305□□-D11-D□□□-MX048S1E30FS0						
F305□□-D13-D□□□-MX048S1E30FS0						
F305□□-D14-D□□□-MX048S1E30FS0						
F306□□-D13-D□□□-MX048S1E30FS0						
F306□□-D14-D□□□-MX048S1E30FS0						
F306□□-D16-D□□□-MX048S1E30FS0						
F306□□-D18-D□□□-MX048S1E30FS0						
F306□□-D20-D□□□-MX048S1E30FS0						

AX-CM55-□□-PE
 PA: PROFINET通讯
 EA: EtherCAT通讯

AX-PM26-B3B15-□
 N: 不带滤波器
 F: 带滤波器

18: 无制动器
 16: 带制动器
 动力线长度B30: 3m
 B50: 5m
 B70: 7m
 C10: 10m
 C15: 15m
 C20: 20m

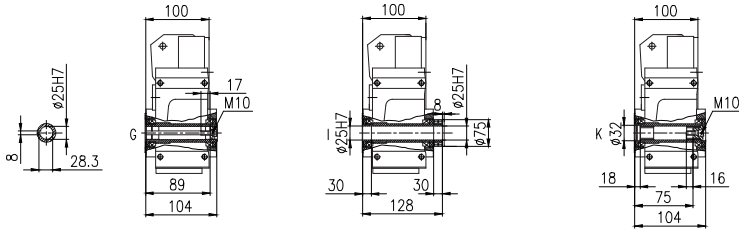
信号线长度B30: 3m
 B50: 5m
 B70: 7m
 C10: 10m
 C15: 15m
 C20: 20m

安装形式	F202/F302-MX048S1E30FS0外形尺寸图 (mm)	
<p>底脚安装</p>	 <p>F202HA单向平键实心轴 F302HA单向平键实心轴 F202HC双向平键实心轴 F302HC双向平键实心轴</p>	<p>底脚安装(H)</p>
<p>法兰安装</p>	 <p>F202FA单向平键实心轴 F302FA单向平键实心轴 F202FC双向平键实心轴 F302FC双向平键实心轴</p>	<p>法兰安装(F)</p>
<p>小法兰安装</p>		<p>小法兰安装(S)</p>
<p>轴装式安装</p>	 <p>带扭力臂附件安装</p> <p>轴装式安装(A) 带扭力臂附件安装(T)</p>	

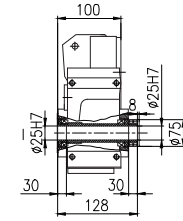
注:括号内为带制动器的伺服马达长度

F202/F302-MX048S1E30FS0外形尺寸图 (mm)

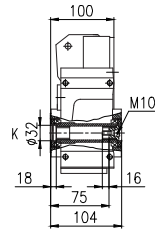
所配伺服驱动器的外形尺寸图



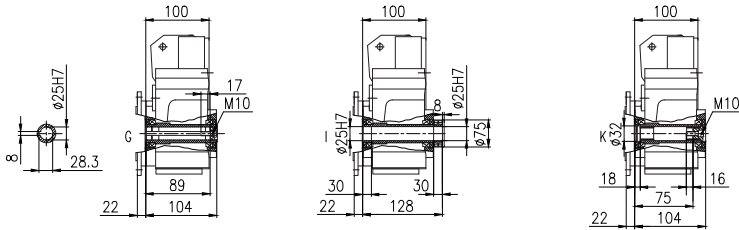
F202HG平键空心轴
F302HG平键空心轴



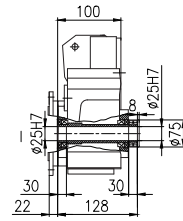
F202HI锁紧盘空心轴
F302HI锁紧盘空心轴



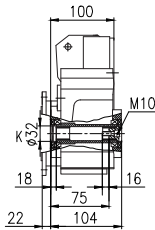
F202HK渐开线花键空心轴
F302HK渐开线花键空心轴



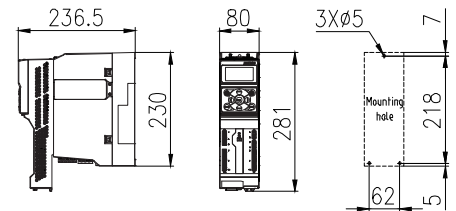
F202FG平键空心轴
F302FG平键空心轴



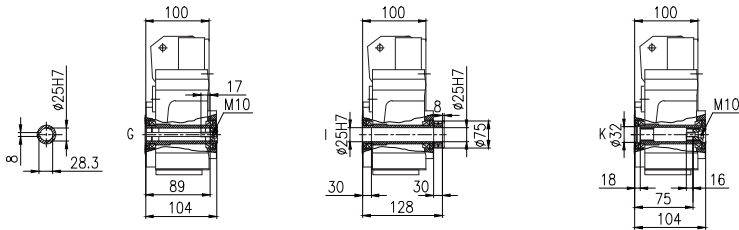
F202FI锁紧盘空心轴
F302FI锁紧盘空心轴



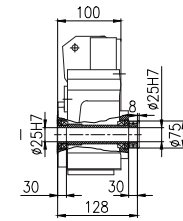
F202FK渐开线花键空心轴
F302FK渐开线花键空心轴



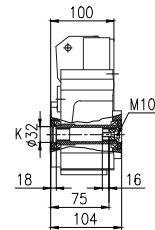
控制模块: AX-CM55-PA-PE(ProfiNet)
或AX-CM55-EA-PE(EtherCAT)
功率模块: AX-PM26-B3B15-N(不带滤波器)
或AX-PM26-B3B15-F(带滤波器)
操作模块: A1-OP25



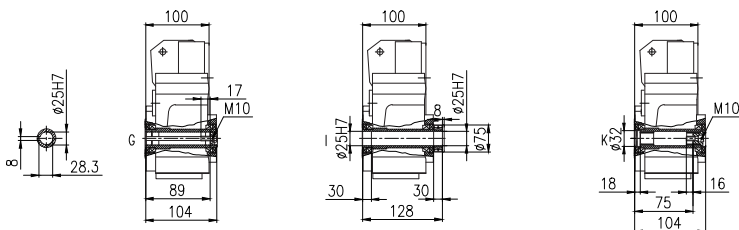
F202SG平键空心轴
F302SG平键空心轴



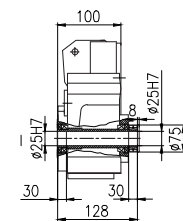
F202SI锁紧盘空心轴
F302SI锁紧盘空心轴



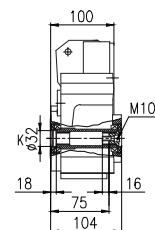
F202SK渐开线花键空心轴
F302SK渐开线花键空心轴



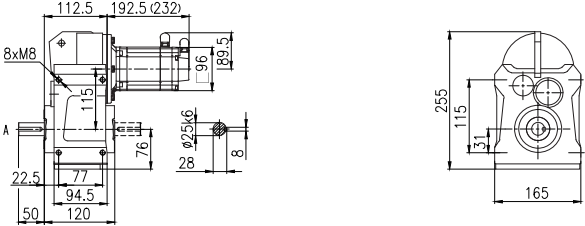
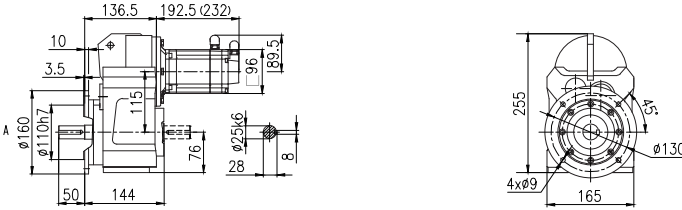
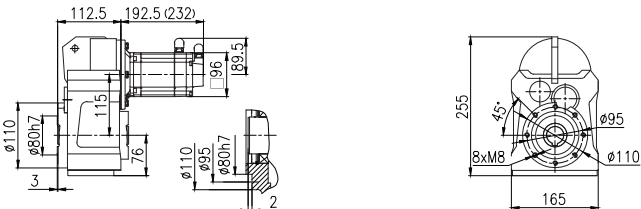
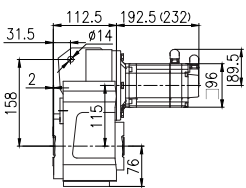
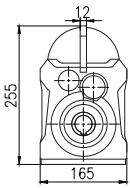
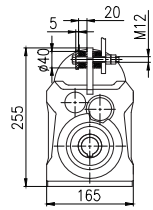
F202AG平键空心轴
F302AG平键空心轴
F202TG平键空心轴
F302TG平键空心轴



F202AI锁紧盘空心轴
F302AI锁紧盘空心轴
F202TI锁紧盘空心轴
F302TI锁紧盘空心轴



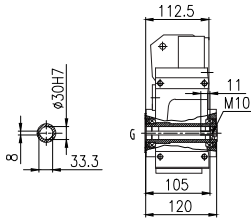
F202AK渐开线花键空心轴
F302AK渐开线花键空心轴
F202TK渐开线花键空心轴
F302TK渐开线花键空心轴

安装形式	F203/F303-MX048S1E30FS0外形尺寸图 (mm)	
<p>底脚安装</p>	 <p>F203HA单向平键实心轴 F303HA单向平键实心轴 F203HC双向平键实心轴 F303HC双向平键实心轴</p>	<p>底脚安装(H)</p>
<p>法兰安装</p>	 <p>F203FA单向平键实心轴 F303FA单向平键实心轴 F203FC双向平键实心轴 F303FC双向平键实心轴</p>	<p>法兰安装(F)</p>
<p>小法兰安装</p>		<p>小法兰安装(S)</p>
<p>轴装式安装</p>		 <p>轴装式安装(A)</p>  <p>带扭力臂附件安装(T)</p>

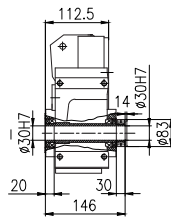
注:括号内为带制动器的伺服马达长度

F203/F303-MX048S1E30FS0外形尺寸图 (mm)

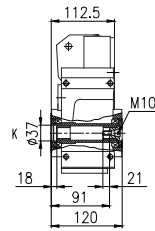
所配伺服驱动器的外形尺寸图



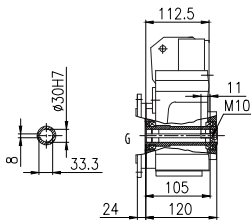
F203HG平键空心轴
F303HG平键空心轴



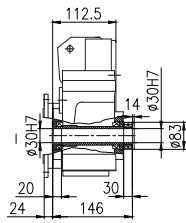
F203HI锁紧盘空心轴
F303HI锁紧盘空心轴



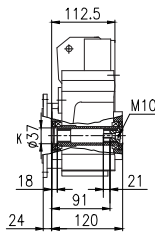
F203HK渐开线花键空心轴
F303HK渐开线花键空心轴



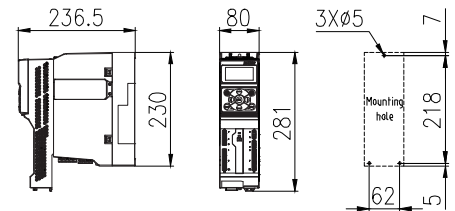
F203FG平键空心轴
F303FG平键空心轴



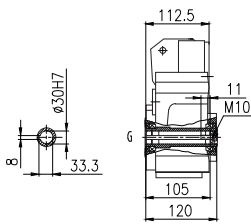
F203FI锁紧盘空心轴
F303FI锁紧盘空心轴



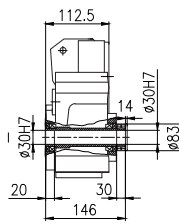
F203FK渐开线花键空心轴
F303FK渐开线花键空心轴



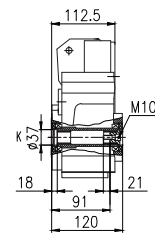
控制模块: AX-CM55-PA-PE(ProfiNet)
或AX-CM55-EA-PE(EtherCAT)
功率模块: AX-PM26-B3B15-N(不带滤波器)
或AX-PM26-B3B15-F(带滤波器)
操作模块: A1-OP25



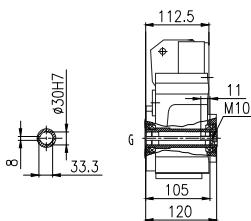
F203SG平键空心轴
F303SG平键空心轴



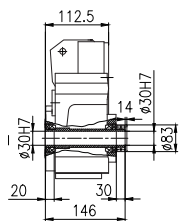
F203SI锁紧盘空心轴
F303SI锁紧盘空心轴



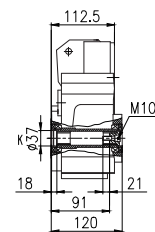
F203SK渐开线花键空心轴
F303SK渐开线花键空心轴



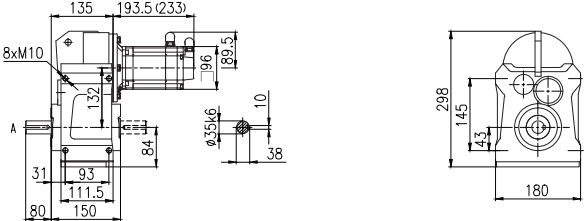
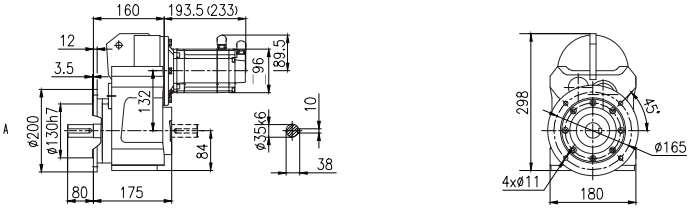
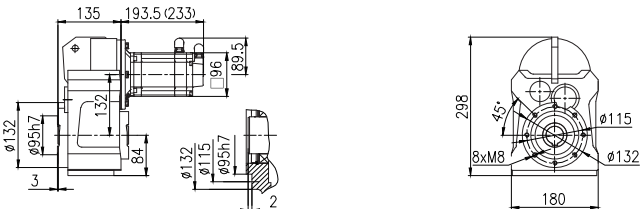
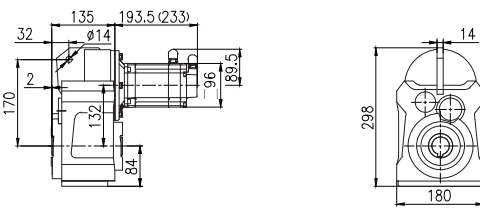
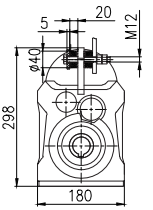
F203AG平键空心轴
F303AG平键空心轴
F203TG平键空心轴
F303TG平键空心轴



F203AI锁紧盘空心轴
F303AI锁紧盘空心轴
F203TI锁紧盘空心轴
F303TI锁紧盘空心轴



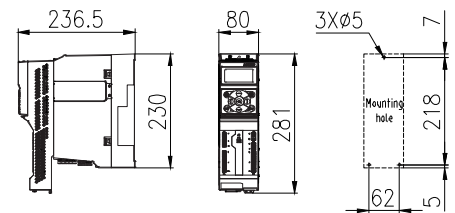
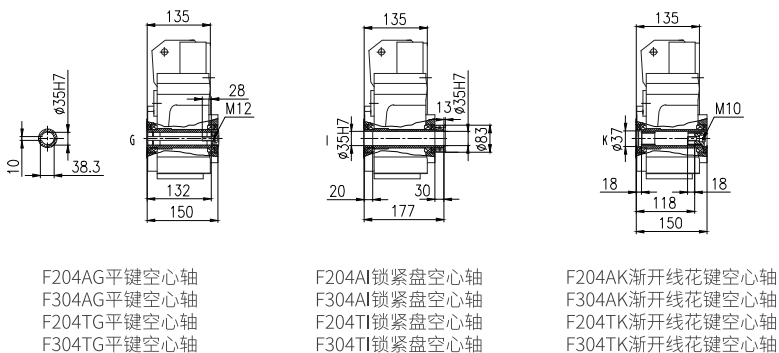
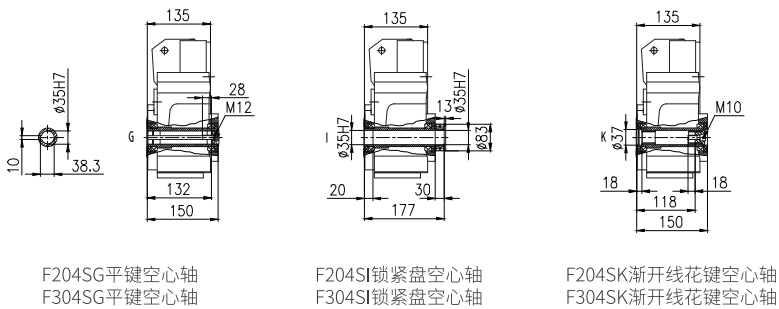
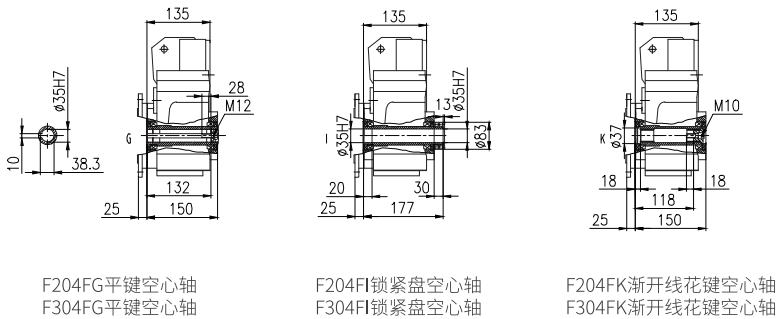
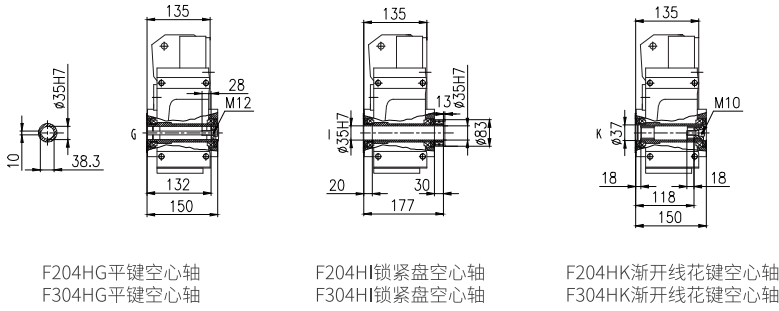
F203AK渐开线花键空心轴
F303AK渐开线花键空心轴
F203TK渐开线花键空心轴
F303TK渐开线花键空心轴

安装形式	F204/F304-MX048S1E30FS0外形尺寸图 (mm)	
底脚安装	 <p>F204HA单向平键实心轴 F304HA单向平键实心轴 F204HC双向平键实心轴 F304HC双向平键实心轴</p>	底脚安装(H)
法兰安装	 <p>F204FA单向平键实心轴 F304FA单向平键实心轴 F204FC双向平键实心轴 F304FC双向平键实心轴</p>	法兰安装(F)
小法兰安装		小法兰安装(S)
轴装式安装 带扭力臂附件安装	 <p>轴装式安装(A)</p>	 <p>带扭力臂附件安装(T)</p>

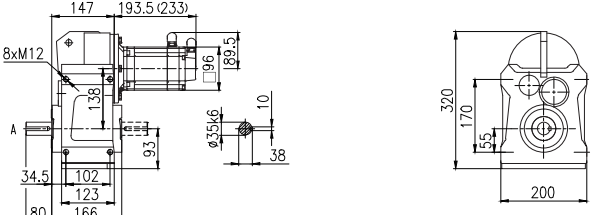
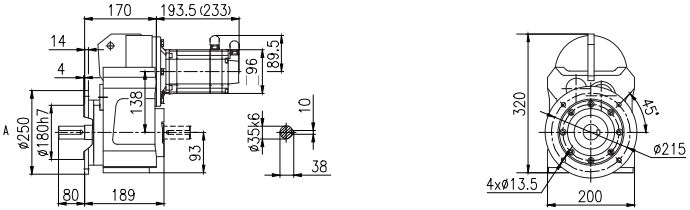
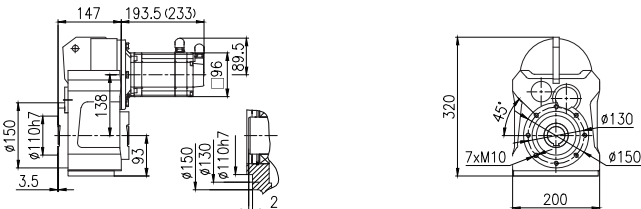
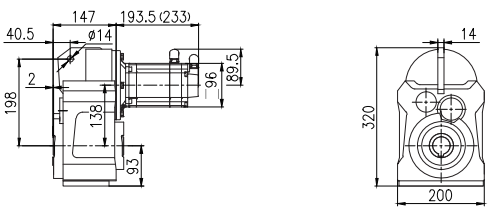
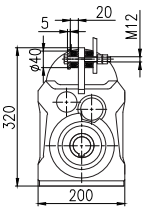
注:括号内为带制动器的伺服马达长度

F204/F304-MX048S1E30FS0外形尺寸图 (mm)

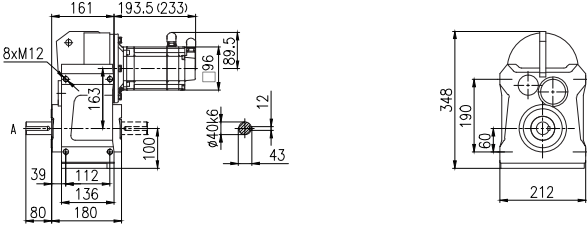
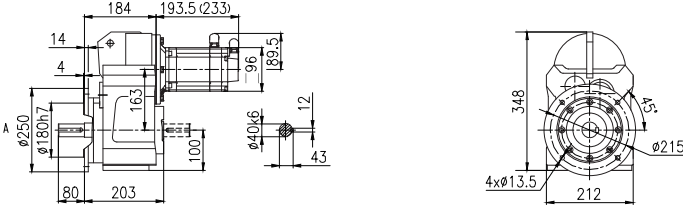
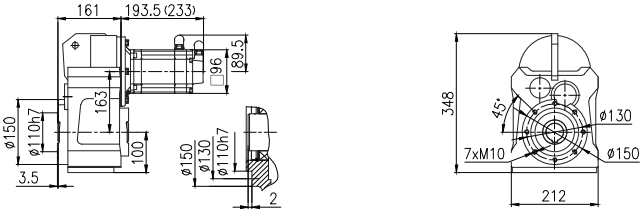
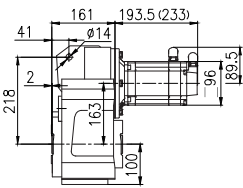
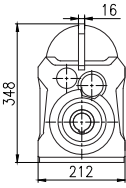
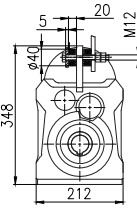
所配伺服驱动器的外形尺寸图



控制模块: AX-CM55-PA-PE(ProfiNet)
或AX-CM55-EA-PE(EtherCAT)
功率模块: AX-PM26-B3B15-N(不带滤波器)
或AX-PM26-B3B15-F(带滤波器)
操作模块: A1-OP25

安装形式	F205/F305-MX048S1E30FS0外形尺寸图 (mm)	
<p>底脚安装</p>	 <p>F205HA单向平键实心轴 F305HA单向平键实心轴 F205HC双向平键实心轴 F305HC双向平键实心轴</p>	<p>底脚安装(H)</p>
<p>法兰安装</p>	 <p>F205FA单向平键实心轴 F305FA单向平键实心轴 F205FC双向平键实心轴 F305FC双向平键实心轴</p>	<p>法兰安装(F)</p>
<p>小法兰安装</p>	 <p>小法兰安装(S)</p>	<p>小法兰安装(S)</p>
<p>轴装式安装</p>	 <p>轴装式安装(A)</p>	 <p>带扭力臂附件安装(T)</p>

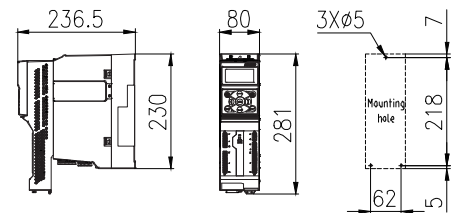
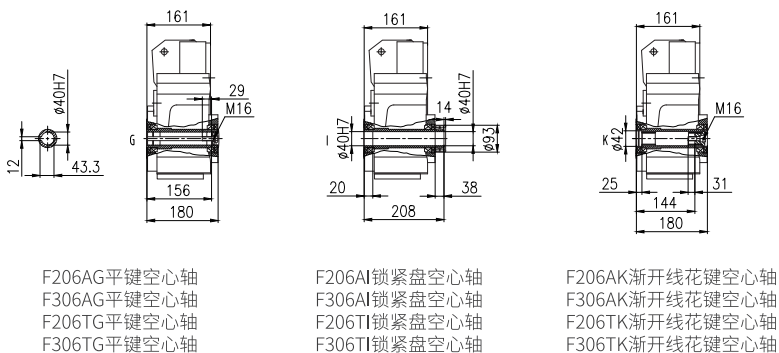
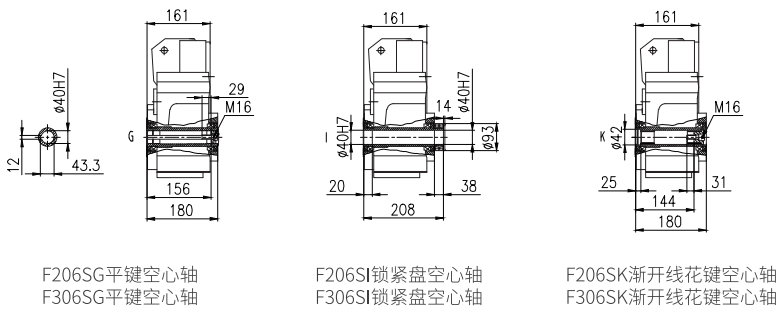
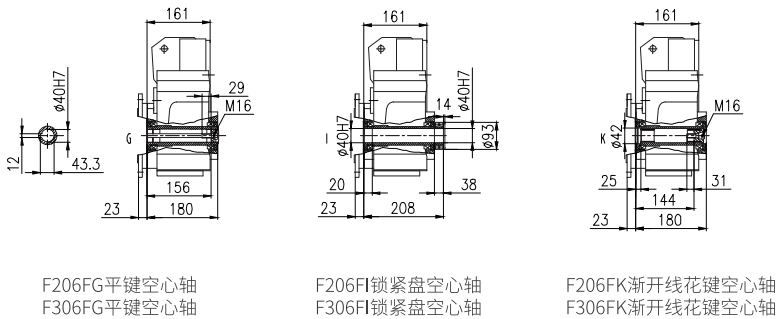
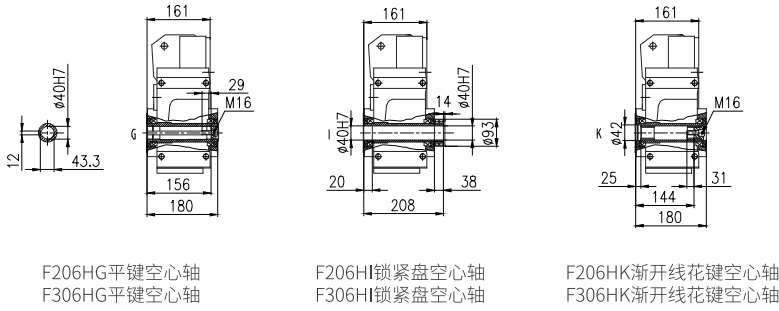
注:括号内为带制动器的伺服马达长度

安装形式	F206/F306-MX048S1E30FS0外形尺寸图 (mm)	
底脚安装	 <p>F206HA单向平键实心轴 F306HA单向平键实心轴 F206HC双向平键实心轴 F306HC双向平键实心轴</p>	底脚安装(H)
法兰安装	 <p>F206FA单向平键实心轴 F306FA单向平键实心轴 F206FC双向平键实心轴 F306FC双向平键实心轴</p>	法兰安装(F)
小法兰安装		小法兰安装(S)
轴装式安装 带扭力臂附件安装		  <p>轴装式安装(A) 带扭力臂附件安装(T)</p>

注:括号内为带制动器的伺服马达长度

F206/F306-MX048S1E30FS0外形尺寸图 (mm)

所配伺服驱动器的外形尺寸图



控制模块: AX-CM55-PA-PE(ProfiNet)
或AX-CM55-EA-PE(EtherCAT)
功率模块: AX-PM26-B3B15-N(不带滤波器)
或AX-PM26-B3B15-F(带滤波器)
操作模块: A1-OP25

伺服马达：2.05kW 9.8Nm 4.6A-2000r/min

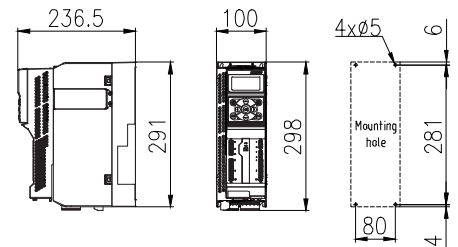
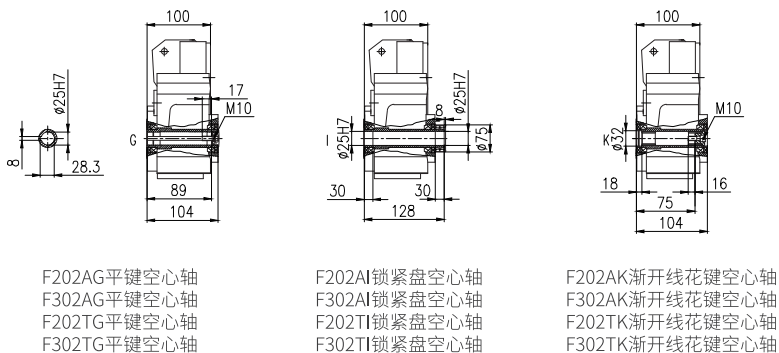
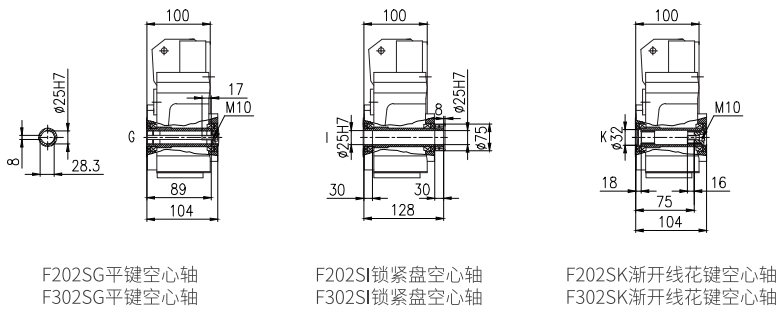
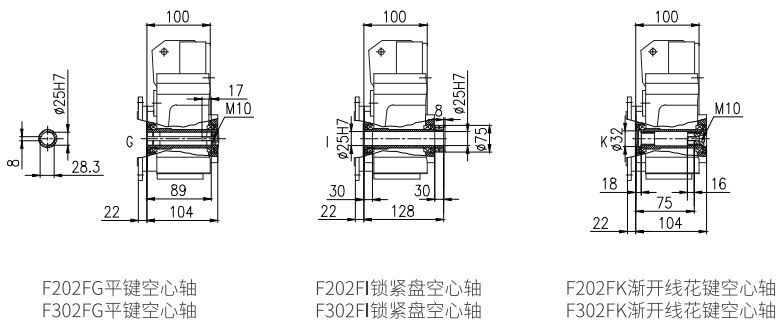
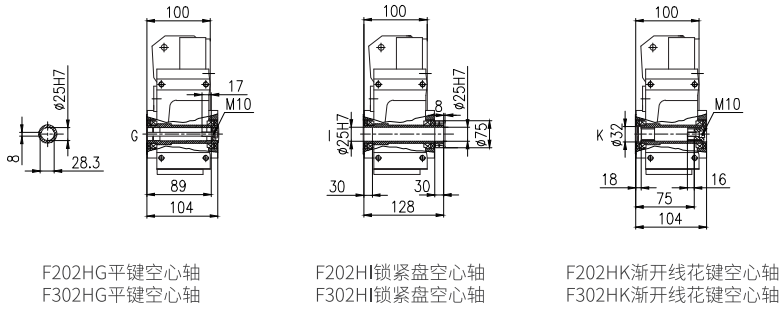
齿轮箱实际 输出转速	齿轮箱实际 输出扭矩	齿轮箱公称 减速比代号	齿轮箱公称 减速比	齿轮箱精确 减速比	齿轮箱 齿数比	齿轮箱额定 输出扭矩	齿轮箱 转动惯量	齿轮箱 背隙	齿轮箱 服务系数
n_{2N} (r/min)	T2 (N.m)	Code	i_N	i_{ex}	i_z	T_{2N}	$J \cdot 10^{-4}$ (kg.m ²)	Φ (°)	f
506	39	B40	4	3.95	585/148	130	2	14	3.33
448	44	B45	4.5	4.46	156/35	140	1.6	13	3.18
394	50	B50	5	5.08	325/64	140	1.3	13	2.8
348	56	B56	5.6	5.74	689/120	150	1.1	13	2.68
308	64	B63	6.3	6.5	13/2	150	0.86	13	2.34
286	69	B71	7.1	7	7/1	150	0.77	13	2.17
256	76	B80	8	7.8	4905/629	150	1.1	9	1.97
228	86	B90	9	8.79	5232/595	150	0.86	9	1.74
200	98	C10	10	10	2725/272	150	0.68	9	1.53
484	40	B40	4	4.13	355/86	160	3.3	12	4
432	45	B45	4.5	4.63	1988/429	170	2.7	12	3.78
382	51	B50	5	5.23	2130/407	185	2.2	12	3.63
344	57	B56	5.6	5.81	639/110	220	1.8	12	3.86
300	65	B63	6.3	6.66	213/32	220	1.5	11	3.38
273	72	B71	7.1	7.32	1207/165	220	1.3	11	3.06
242	81	B80	8	8.25	1633/198	220	1.1	11	2.72
221	88	B90	9	9.03	6600/731	220	1.7	8	2.5
198	99	C10	10	10.1	2240/221	220	1.3	8	2.22
175	112	C11	11.2	11.4	7200/629	220	1.1	8	1.96
157	124	C13	12.5	12.7	216/17	220	0.88	8	1.77
137	143	C14	14	14.6	495/34	240	0.72	7	1.68
125	157	C16	16	16	16/1	240	0.6	7	1.53
160	123	C13	12.5	12.5	3905/312	410	1.7	7	3.33
144	136	C14	14	13.9	4125/296	410	1.4	7	3.01
131	150	C16	16	15.3	429/28	410	1.2	7	2.73
115	171	C18	18	17.4	4455/256	410	1	7	2.4
105	186	C20	20	19	913/48	410	0.86	7	2.2
92.6	212	C22	22.4	21.6	4675/216	440	0.75	7	2.08
82.3	238	C25	25	24.3	50215/2064	440	2.6	8	1.85
73.3	268	C28	28	27.3	6391/234	480	2.1	8	1.79
64.9	302	C32	31.5	30.8	4565/148	480	1.8	8	1.59
71.9	272	C28	28	27.8	4731/170	700	1.6	8	2.57
62.7	313	C32	31.5	31.9	17347/544	700	1.3	8	2.24
57.1	343	C36	35.5	35	1577/45	700	1.1	8	2.04
50.9	385	C40	40	39.3	8680/221	700	1.8	8	1.82
45	435	C45	45	44.4	27900/629	700	1.5	8	1.61
40.7	482	C50	50	49.2	837/17	700	1.3	8	1.45
48.7	403	C40	40	41.1	571340/13889	900	3.2	7	2.23
43.5	451	C45	45	46	579502/12597	900	2.7	7	2
39.1	502	C50	50	51.2	612150/11951	900	2.3	7	1.79
36.2	542	C56	56	55.3	363580/6579	900	2.9	7	1.66
32.4	606	C63	63	61.8	368774/5967	900	2.4	7	1.49
40	490	C50	50	50	83237/1665	1700	7.1	6	3.47
36	545	C56	56	55.6	5170/93	1700	8.6	6	3.12
31.3	625	C63	63	63.8	19129/300	1700	7.3	6	2.72
27.9	703	C71	71	71.7	39809/555	1700	6.2	6	2.42
24.9	786	C80	80	80.2	10340/129	1700	5.3	6	2.16
22.4	875	C90	90	89.3	52217/585	1700	4.6	6	1.94
20.4	958	D10	100	97.8	3619/37	1700	4.1	6	1.77
18.8	1043	D11	112	106.4	18612/175	1700	3.6	6	1.63
16.7	1172	D13	125	119.6	19129/160	1700	3.2	6	1.45
19.7	994	D10	100	101.4	537625/5301	3500	12.2	5	3.52
17.1	1148	D11	112	117.1	6325/54	3500	10	5	3.05
15	1305	D13	125	133.2	2530/19	3500	8.5	5	2.68
13.5	1450	D14	140	148	25300/171	3500	7.4	5	2.41
12	1631	D16	160	166.4	6325/38	3500	6.2	5	2.15
10.9	1794	D18	180	183.1	13915/76	3500	5.5	5	1.95
10	1961	D20	200	200.1	68425/342	3500	4.7	5	1.78

注：启停次数≤60次/小时，服务系数f推荐1.5；启停次数≤120次/小时，服务系数f推荐1.75；启停次数>120次/小时，服务系数f推荐2以上；

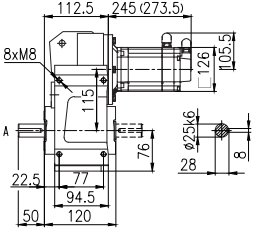
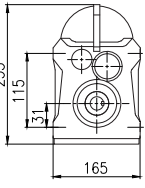
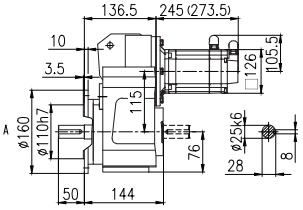
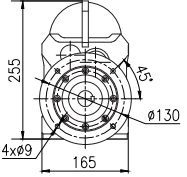
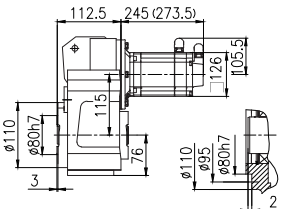
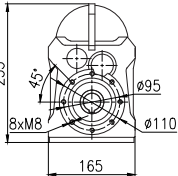
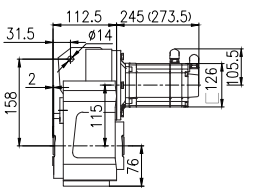
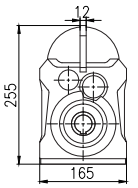
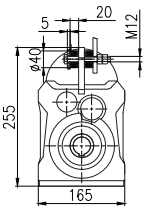
伺服齿轮马达订货号	伺服驱动器订货号			线缆配置订货号		制动电阻订货号
	控制模块	功率模块	操作面板	伺服马达动力线	伺服马达信号线	
F202□□-B40-D□□□-MX063M1E20FS0	AX-CM55-□□-PE PA: PROFINET通讯 EA: EtherCAT通讯	AX-PM26-B3B40-□ N: 不带滤波器 F: 带滤波器	A1-OP25	A1-H□□-A15-□□□ 18: 无制动器 16: 带制动器 动力线长度B30: 3m B50: 5m B70: 7m C10: 10m C15: 15m C20: 20m	A1-H17-A10-□□□ 信号线长度B30: 3m B50: 5m B70: 7m C10: 10m C15: 15m C20: 20m	A1-H02-B12-K-D13
F202□□-B45-D□□□-MX063M1E20FS0						
F202□□-B50-D□□□-MX063M1E20FS0						
F202□□-B56-D□□□-MX063M1E20FS0						
F202□□-B63-D□□□-MX063M1E20FS0						
F202□□-B71-D□□□-MX063M1E20FS0						
F202□□-B80-D□□□-MX063M1E20FS0						
F202□□-B90-D□□□-MX063M1E20FS0						
F202□□-C10-D□□□-MX063M1E20FS0						
F203□□-B40-D□□□-MX063M1E20FS0						
F203□□-B45-D□□□-MX063M1E20FS0						
F203□□-B50-D□□□-MX063M1E20FS0						
F203□□-B56-D□□□-MX063M1E20FS0						
F203□□-B63-D□□□-MX063M1E20FS0						
F203□□-B71-D□□□-MX063M1E20FS0						
F203□□-B80-D□□□-MX063M1E20FS0						
F203□□-B90-D□□□-MX063M1E20FS0						
F203□□-C10-D□□□-MX063M1E20FS0						
F203□□-C11-D□□□-MX063M1E20FS0						
F203□□-C13-D□□□-MX063M1E20FS0						
F203□□-C14-D□□□-MX063M1E20FS0						
F203□□-C16-D□□□-MX063M1E20FS0						
F204□□-C13-D□□□-MX063M1E20FS0						
F204□□-C14-D□□□-MX063M1E20FS0						
F204□□-C16-D□□□-MX063M1E20FS0						
F204□□-C18-D□□□-MX063M1E20FS0						
F204□□-C20-D□□□-MX063M1E20FS0						
F204□□-C22-D□□□-MX063M1E20FS0						
F304□□-C25-D□□□-MX063M1E20FS0						
F304□□-C28-D□□□-MX063M1E20FS0						
F304□□-C32-D□□□-MX063M1E20FS0						
F305□□-C28-D□□□-MX063M1E20FS0						
F305□□-C32-D□□□-MX063M1E20FS0						
F305□□-C36-D□□□-MX063M1E20FS0						
F305□□-C40-D□□□-MX063M1E20FS0						
F305□□-C45-D□□□-MX063M1E20FS0						
F305□□-C50-D□□□-MX063M1E20FS0						
F306□□-C40-D□□□-MX063M1E20FS0						
F306□□-C45-D□□□-MX063M1E20FS0						
F306□□-C50-D□□□-MX063M1E20FS0						
F306□□-C56-D□□□-MX063M1E20FS0						
F306□□-C63-D□□□-MX063M1E20FS0						
F307□□-C50-D□□□-MX063M1E20FS0						
F307□□-C56-D□□□-MX063M1E20FS0						
F307□□-C63-D□□□-MX063M1E20FS0						
F307□□-C71-D□□□-MX063M1E20FS0						
F307□□-C80-D□□□-MX063M1E20FS0						
F307□□-C90-D□□□-MX063M1E20FS0						
F307□□-D10-D□□□-MX063M1E20FS0						
F307□□-D11-D□□□-MX063M1E20FS0						
F307□□-D13-D□□□-MX063M1E20FS0						
F308□□-D10-D□□□-MX063M1E20FS0						
F308□□-D11-D□□□-MX063M1E20FS0						
F308□□-D13-D□□□-MX063M1E20FS0						
F308□□-D14-D□□□-MX063M1E20FS0						
F308□□-D16-D□□□-MX063M1E20FS0						
F308□□-D18-D□□□-MX063M1E20FS0						
F308□□-D20-D□□□-MX063M1E20FS0						

F202/F302-MX063M1E30FS0外形尺寸图 (mm)

所配伺服驱动器的外形尺寸图



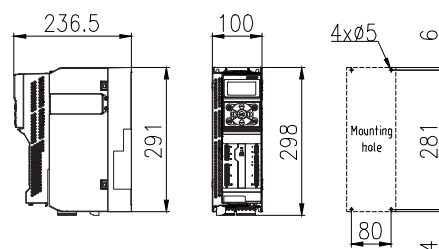
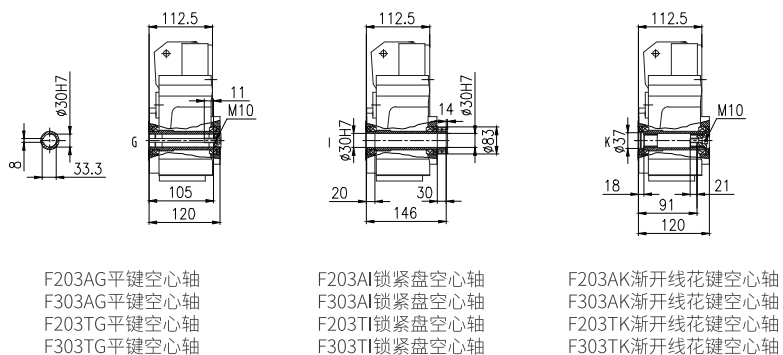
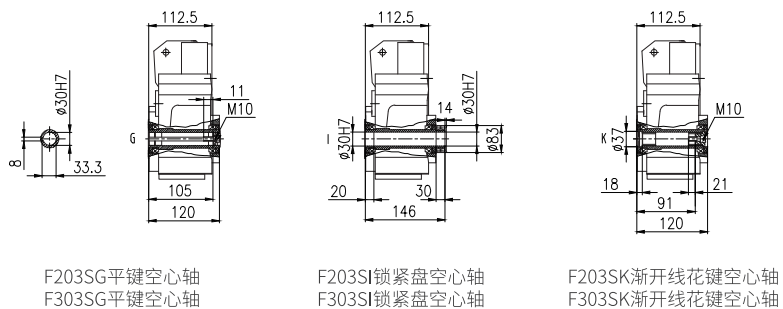
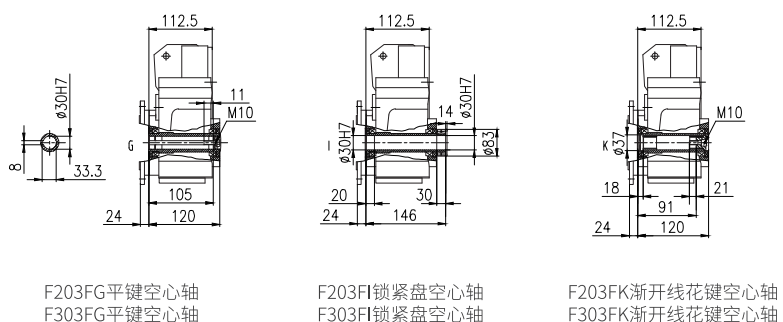
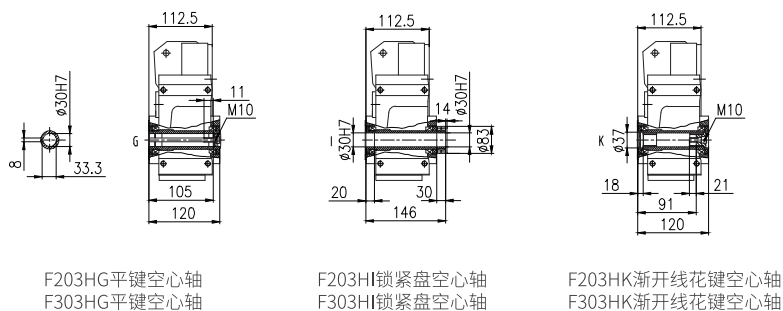
控制模块: AX-CM55-PA-PE(ProfiNet)
或AX-CM55-EA-PE(EtherCAT)
功率模块: AX-PM26-B3B40-N(不带滤波器)
或AX-PM26-B3B40-F(带滤波器)
操作模块: A1-OP25

安装形式	F203/F303-MX063M1E30FS0外形尺寸图 (mm)	
<p>底脚安装</p>	 <p>F203HA单向平键实心轴 F303HA单向平键实心轴 F203HC双向平键实心轴 F303HC双向平键实心轴</p>	 <p>底脚安装(H)</p>
<p>法兰安装</p>	 <p>F203FA单向平键实心轴 F303FA单向平键实心轴 F203FC双向平键实心轴 F303FC双向平键实心轴</p>	 <p>法兰安装(F)</p>
<p>小法兰安装</p>		 <p>小法兰安装(S)</p>
<p>轴装式安装</p>	   <p>轴装式安装(A) 带扭力臂附件安装(T)</p>	

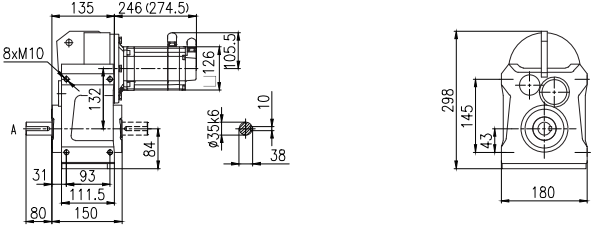
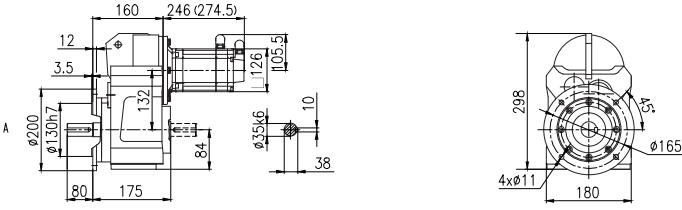
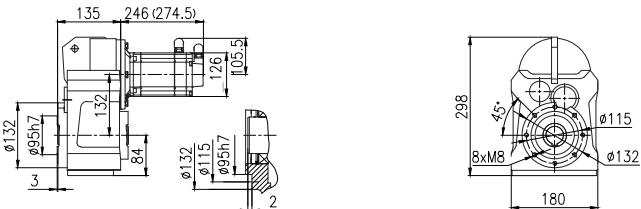
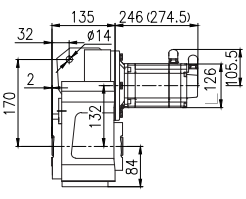
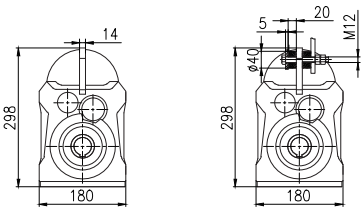
注:括号内为带制动器的伺服马达长度

F203/F303-MX063M1E30FS0外形尺寸图 (mm)

所配伺服驱动器的外形尺寸图



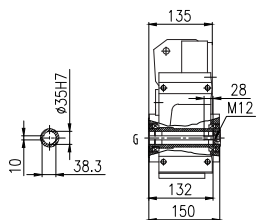
控制模块: AX-CM55-PA-PE(ProfiNet)
或AX-CM55-EA-PE(EtherCAT)
功率模块: AX-PM26-B3B40-N(不带滤波器)
或AX-PM26-B3B40-F(带滤波器)
操作模块: A1-OP25

安装形式	F204/F304-MX063M1E30FS0外形尺寸图 (mm)	
底脚安装	 <p>F204HA单向平键实心轴 F304HA单向平键实心轴 F204HC双向平键实心轴 F304HC双向平键实心轴</p>	<p>底脚安装(H)</p>
法兰安装	 <p>F204FA单向平键实心轴 F304FA单向平键实心轴 F204FC双向平键实心轴 F304FC双向平键实心轴</p>	<p>法兰安装(F)</p>
小法兰安装		<p>小法兰安装(S)</p>
轴装式安装		 <p>轴装式安装(A) 带扭力臂附件安装(T)</p>

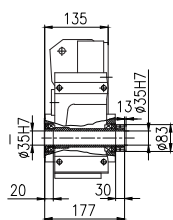
注:括号内为带制动器的伺服马达长度

F204/F304-MX063M1E30FS0外形尺寸图 (mm)

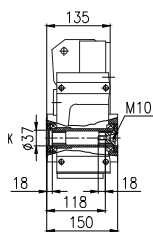
所配伺服驱动器的外形尺寸图



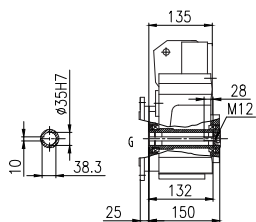
F204HG平键空心轴
F304HG平键空心轴



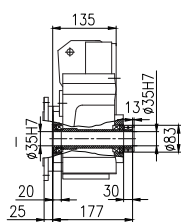
F204HI锁紧盘空心轴
F304HI锁紧盘空心轴



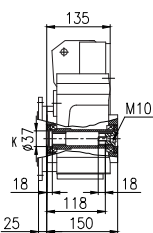
F204HK渐开线花键空心轴
F304HK渐开线花键空心轴



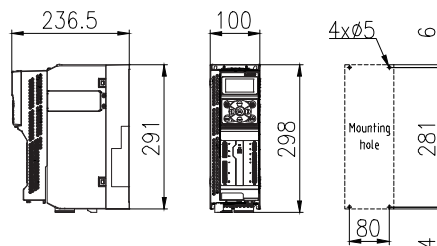
F204FG平键空心轴
F304FG平键空心轴



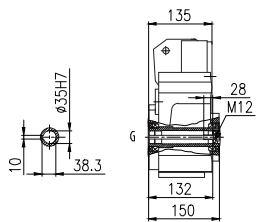
F204FI锁紧盘空心轴
F304FI锁紧盘空心轴



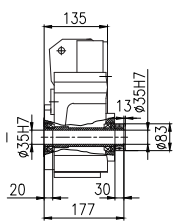
F204FK渐开线花键空心轴
F304FK渐开线花键空心轴



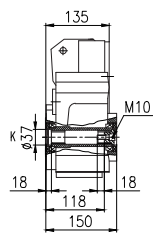
控制模块: AX-CM55-PA-PE(ProfiNet)
或AX-CM55-EA-PE(EtherCAT)
功率模块: AX-PM26-B3B40-N(不带滤波器)
或AX-PM26-B3B40-F(带滤波器)
操作模块: A1-OP25



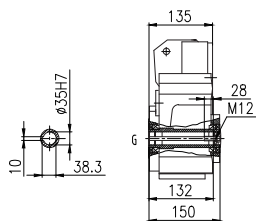
F204SG平键空心轴
F304SG平键空心轴



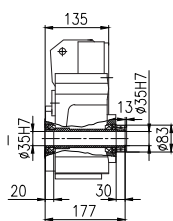
F204SI锁紧盘空心轴
F304SI锁紧盘空心轴



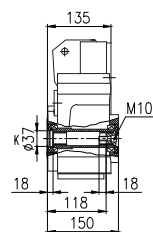
F204SK渐开线花键空心轴
F304SK渐开线花键空心轴



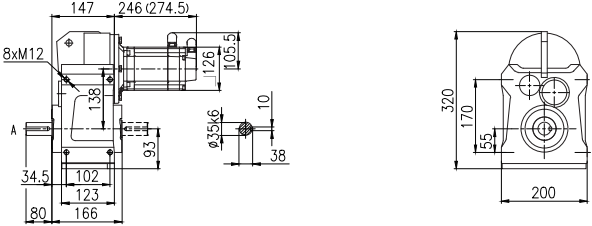
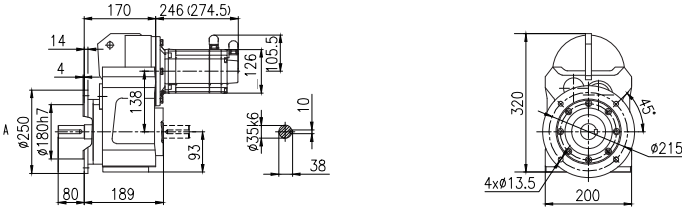
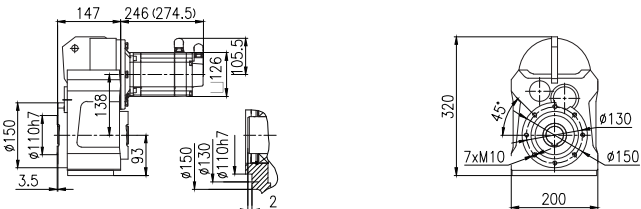
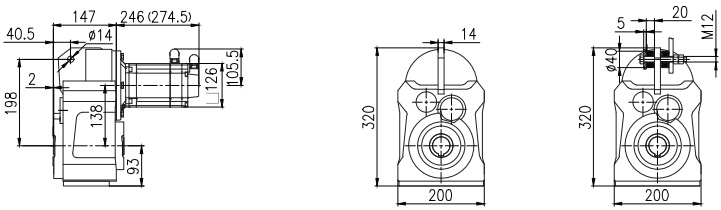
F204AG平键空心轴
F304AG平键空心轴
F204TG平键空心轴
F304TG平键空心轴



F204AI锁紧盘空心轴
F304AI锁紧盘空心轴
F204TI锁紧盘空心轴
F304TI锁紧盘空心轴



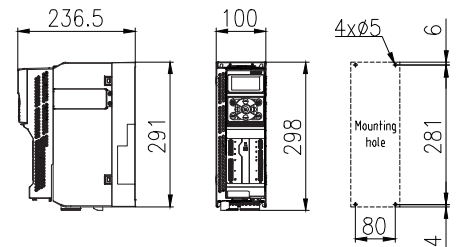
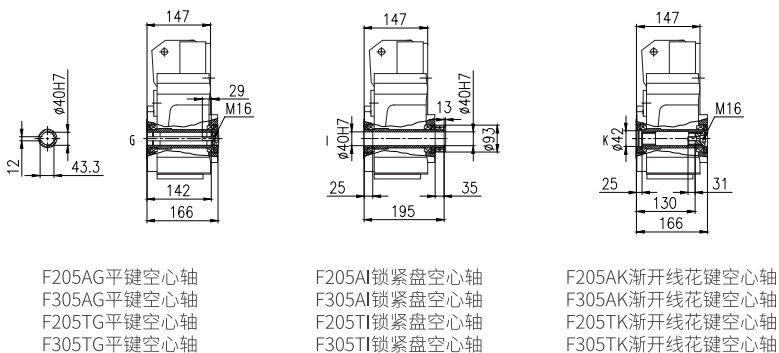
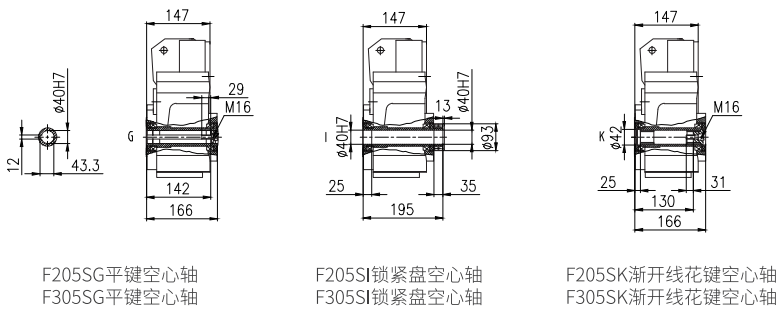
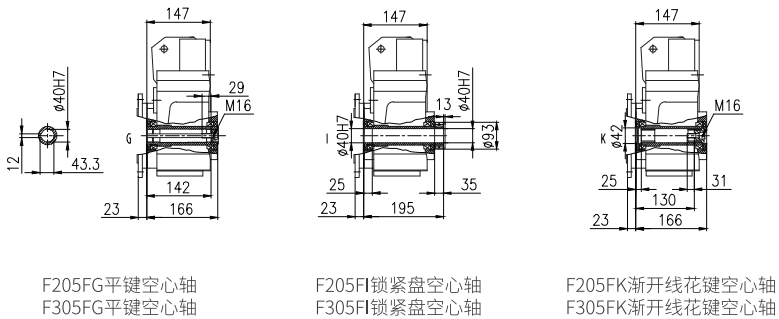
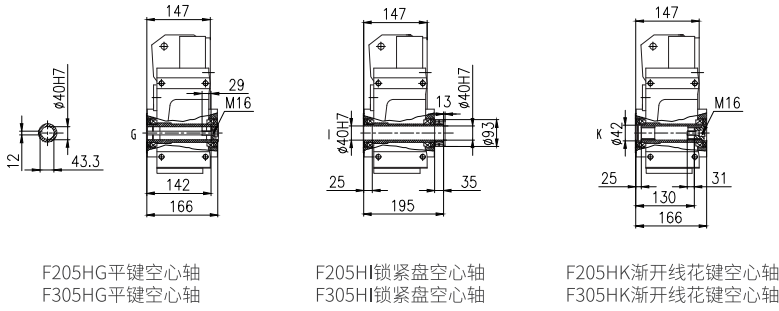
F204AK渐开线花键空心轴
F304AK渐开线花键空心轴
F204TK渐开线花键空心轴
F304TK渐开线花键空心轴

安装形式	F205/F305-MX063M1E30FS0外形尺寸图 (mm)	
<p>底脚安装</p>	 <p>F205HA单向平键实心轴 F305HA单向平键实心轴 F205HC双向平键实心轴 F305HC双向平键实心轴</p>	<p>底脚安装(H)</p>
<p>法兰安装</p>	 <p>F205FA单向平键实心轴 F305FA单向平键实心轴 F205FC双向平键实心轴 F305FC双向平键实心轴</p>	<p>法兰安装(F)</p>
<p>小法兰安装</p>		<p>小法兰安装(S)</p>
<p>轴装式安装</p>	 <p>带扭力臂附件安装</p> <p>轴装式安装(A) 带扭力臂附件安装(T)</p>	

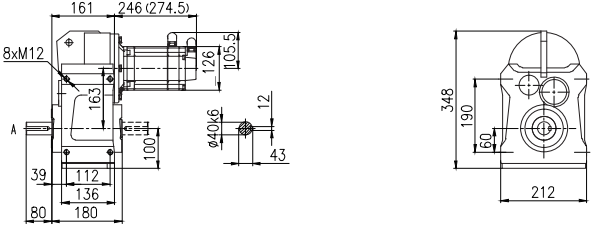
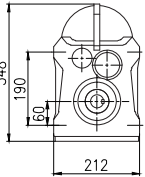
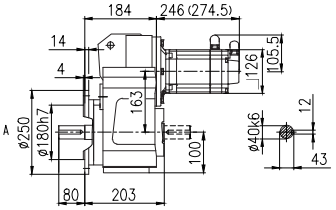
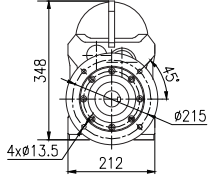
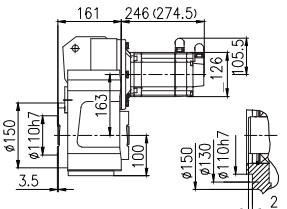
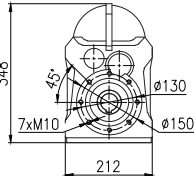
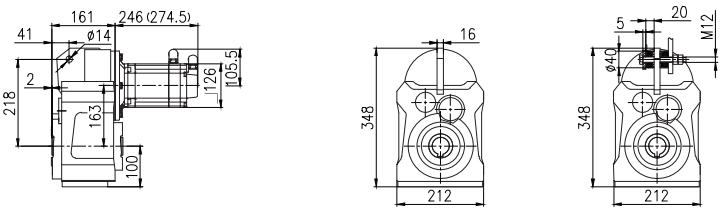
注:括号内为带制动器的伺服马达长度

F205/F305-MX063M1E30FS0外形尺寸图 (mm)

所配伺服驱动器的外形尺寸图



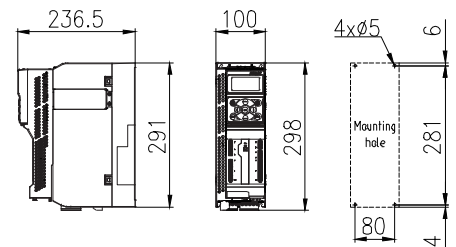
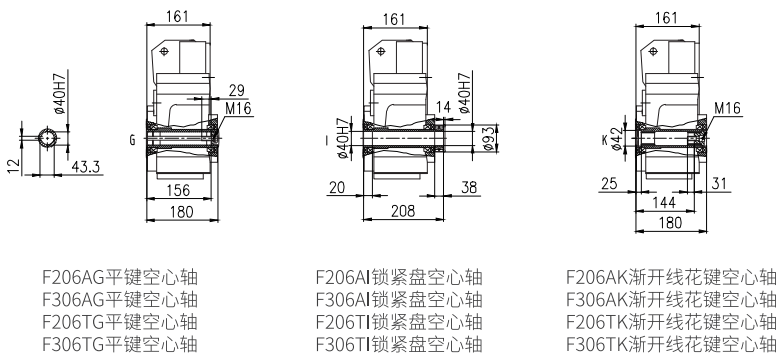
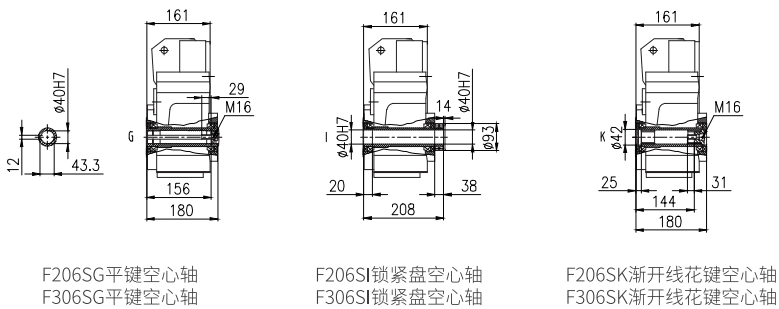
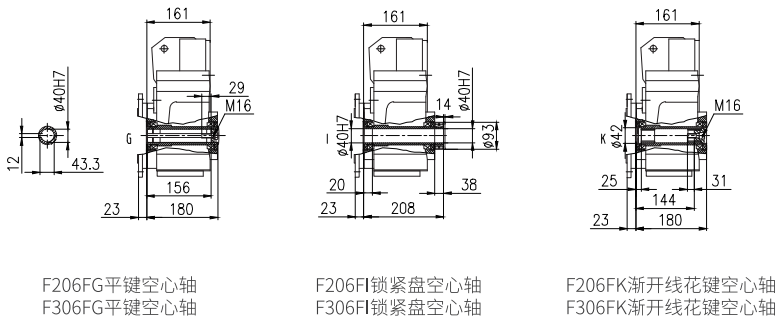
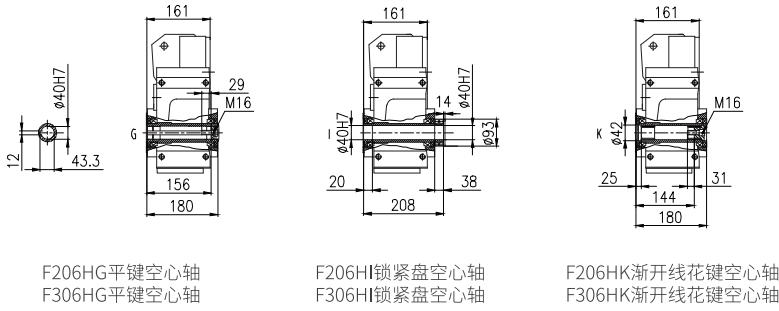
控制模块: AX-CM55-PA-PE(ProfiNet)
或AX-CM55-EA-PE(EtherCAT)
功率模块: AX-PM26-B3B40-N(不带滤波器)
或AX-PM26-B3B40-F(带滤波器)
操作模块: A1-OP25

安装形式	F206/F306-MX063M1E30FS0外形尺寸图 (mm)	
底脚安装	 <p data-bbox="305 630 506 718"> F206HA单向平键实心轴 F306HA单向平键实心轴 F206HC双向平键实心轴 F306HC双向平键实心轴 </p> <p data-bbox="771 630 868 652">底脚安装(H)</p>	
法兰安装	 <p data-bbox="305 1072 506 1161"> F206FA单向平键实心轴 F306FA单向平键实心轴 F206FC双向平键实心轴 F306FC双向平键实心轴 </p> <p data-bbox="812 1072 909 1094">法兰安装(F)</p>	
小法兰安装	 <p data-bbox="771 1504 885 1526">小法兰安装(S)</p>	
轴装式安装	 <p data-bbox="657 1935 771 1957">轴装式安装(A)</p> <p data-bbox="852 1935 1015 1957">带扭力臂附件安装(T)</p>	

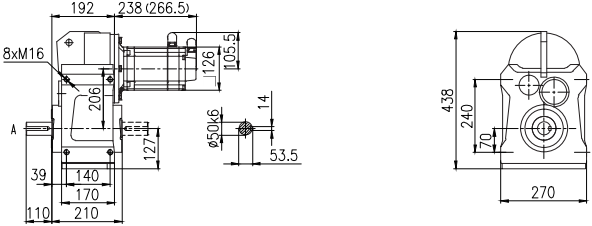
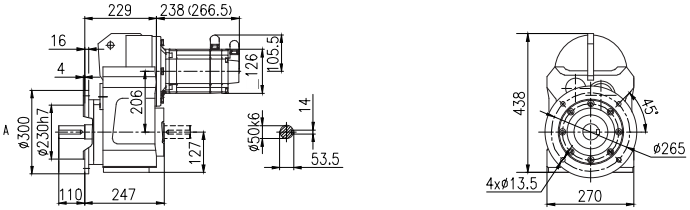
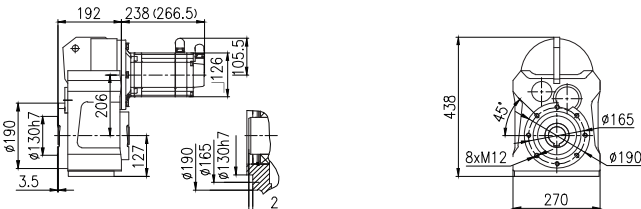
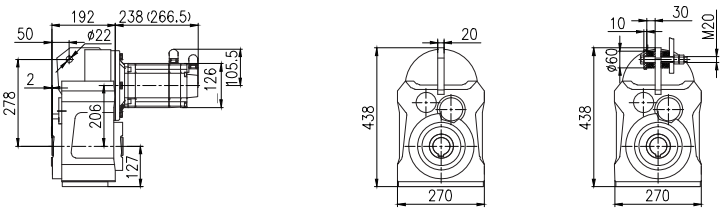
注:括号内为带制动器的伺服马达长度

F206/F306-MX063M1E30FS0外形尺寸图 (mm)

所配伺服驱动器的外形尺寸图



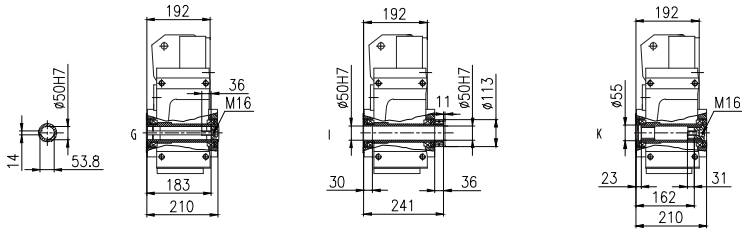
控制模块: AX-CM55-PA-PE(ProfiNet)
或AX-CM55-EA-PE(EtherCAT)
功率模块: AX-PM26-B3B40-N(不带滤波器)
或AX-PM26-B3B40-F(带滤波器)
操作模块: A1-OP25

安装形式	F207/F307-MX063M1E30FS0外形尺寸图 (mm)	
<p>底脚安装</p>	 <p>F207HA单向平键实心轴 F307HA单向平键实心轴 F207HC双向平键实心轴 F307HC双向平键实心轴</p>	<p>底脚安装(H)</p>
<p>法兰安装</p>	 <p>F207FA单向平键实心轴 F307FA单向平键实心轴 F207FC双向平键实心轴 F307FC双向平键实心轴</p>	<p>法兰安装(F)</p>
<p>小法兰安装</p>		<p>小法兰安装(S)</p>
<p>轴装式安装</p>	 <p>轴装式安装(A) 带扭力臂附件安装(T)</p>	

注:括号内为带制动器的伺服马达长度

F207/F307-MX063M1E30FS0外形尺寸图 (mm)

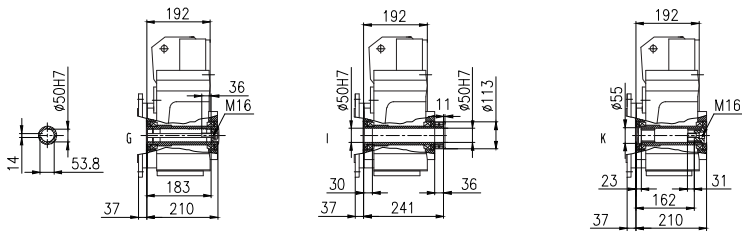
所配伺服驱动器的外形尺寸图



F207HG平键空心轴
F307HG平键空心轴

F207HI锁紧盘空心轴
F307HI锁紧盘空心轴

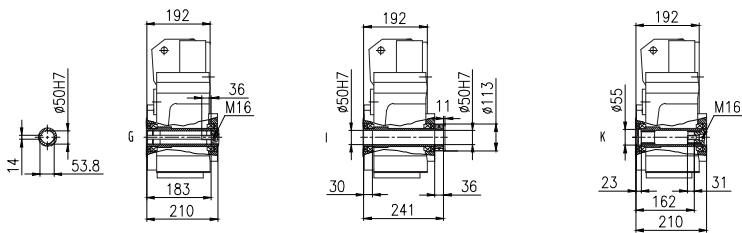
F207HK渐开线花键空心轴
F307HK渐开线花键空心轴



F207FG平键空心轴
F307FG平键空心轴

F207FI锁紧盘空心轴
F307FI锁紧盘空心轴

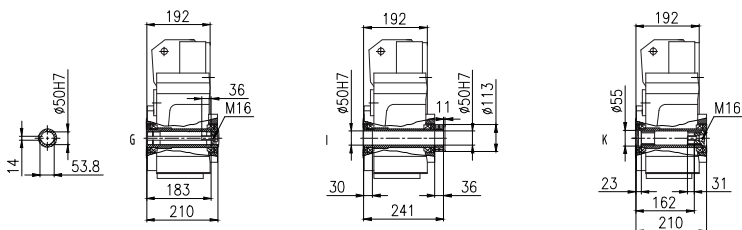
F207FK渐开线花键空心轴
F307FK渐开线花键空心轴



F207SG平键空心轴
F307SG平键空心轴

F207SI锁紧盘空心轴
F307SI锁紧盘空心轴

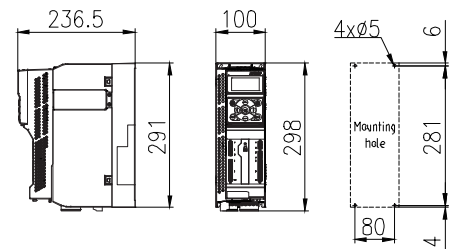
F207SK渐开线花键空心轴
F307SK渐开线花键空心轴



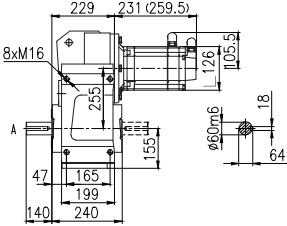
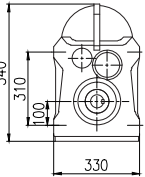
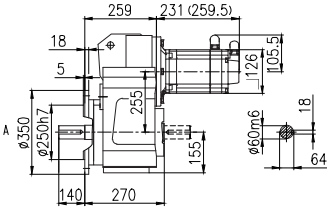
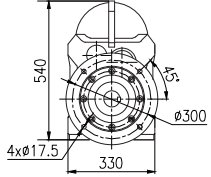
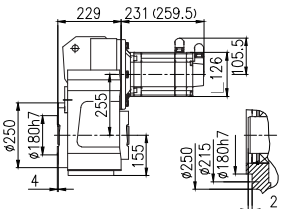
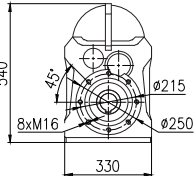
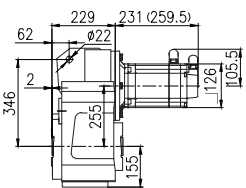
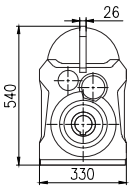
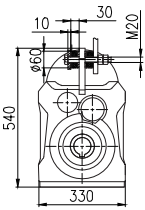
F207AG平键空心轴
F307AG平键空心轴
F207TG平键空心轴
F307TG平键空心轴

F207AI锁紧盘空心轴
F307AI锁紧盘空心轴
F207TI锁紧盘空心轴
F307TI锁紧盘空心轴

F207AK渐开线花键空心轴
F307AK渐开线花键空心轴
F207TK渐开线花键空心轴
F307TK渐开线花键空心轴



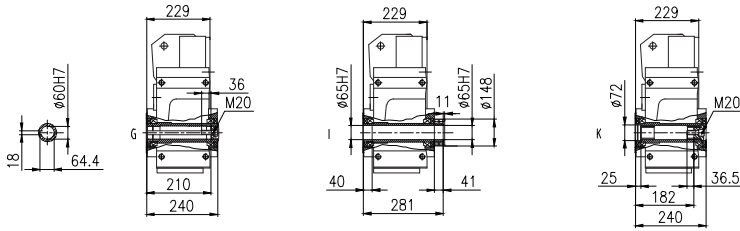
控制模块: AX-CM55-PA-PE(ProfiNet)
或AX-CM55-EA-PE(EtherCAT)
功率模块: AX-PM26-B3B40-N(不带滤波器)
或AX-PM26-B3B40-F(带滤波器)
操作模块: A1-OP25

安装形式	F208/F308-MX063M1E30FS0外形尺寸图 (mm)	
底脚安装	 <p>F208HA单向平键实心轴 F308HA单向平键实心轴 F208HC双向平键实心轴 F308HC双向平键实心轴</p>	 <p>底脚安装(H)</p>
法兰安装	 <p>F208FA单向平键实心轴 F308FA单向平键实心轴 F208FC双向平键实心轴 F308FC双向平键实心轴</p>	 <p>法兰安装(F)</p>
小法兰安装		 <p>小法兰安装(S)</p>
轴装式安装 带扭力臂附件安装		 <p>轴装式安装(A)</p>  <p>带扭力臂附件安装(T)</p>

注:括号内为带制动器的伺服马达长度

F208/F308-MX063M1E30FS0外形尺寸图 (mm)

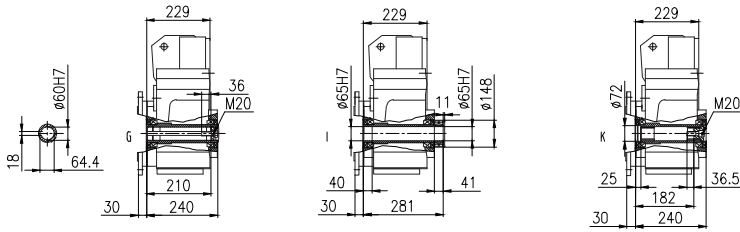
所配伺服驱动器的外形尺寸图



F208HG平键空心轴
F308HG平键空心轴

F208HI锁紧盘空心轴
F308HI锁紧盘空心轴

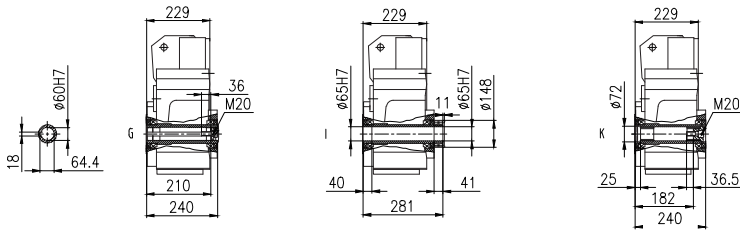
F208HK渐开线花键空心轴
F308HK渐开线花键空心轴



F208FG平键空心轴
F308FG平键空心轴

F208FI锁紧盘空心轴
F308FI锁紧盘空心轴

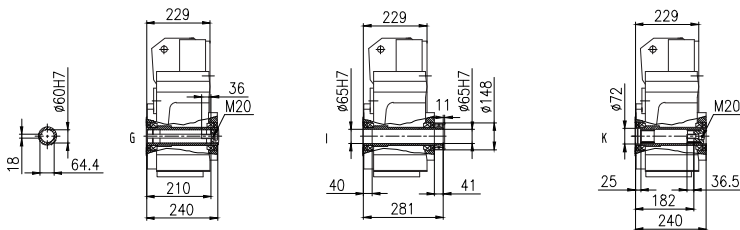
F208FK渐开线花键空心轴
F308FK渐开线花键空心轴



F208SG平键空心轴
F308SG平键空心轴

F208SI锁紧盘空心轴
F308SI锁紧盘空心轴

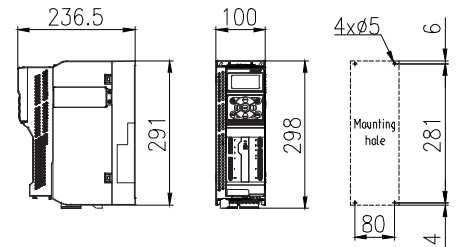
F208SK渐开线花键空心轴
F308SK渐开线花键空心轴



F208AG平键空心轴
F308AG平键空心轴
F208TG平键空心轴
F308TG平键空心轴

F208AI锁紧盘空心轴
F308AI锁紧盘空心轴
F208TI锁紧盘空心轴
F308TI锁紧盘空心轴

F208AK渐开线花键空心轴
F308AK渐开线花键空心轴
F208TK渐开线花键空心轴
F308TK渐开线花键空心轴



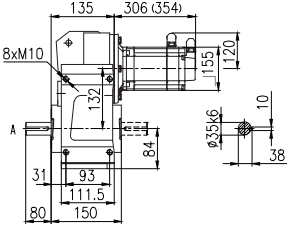
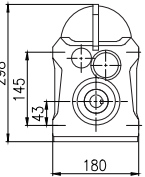
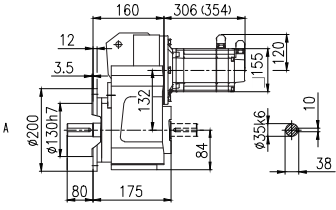
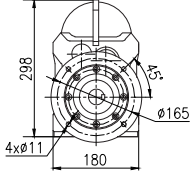
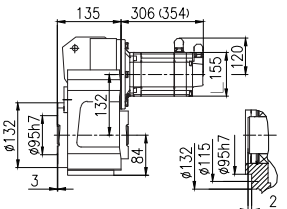
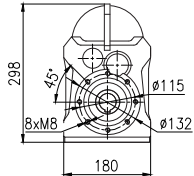
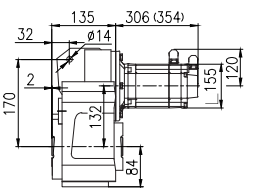
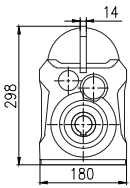
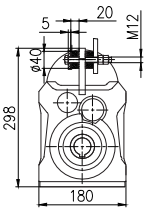
控制模块: AX-CM55-PA-PE(ProfiNet)
或AX-CM55-EA-PE(EtherCAT)
功率模块: AX-PM26-B3B40-N(不带滤波器)
或AX-PM26-B3B40-F(带滤波器)
操作模块: A1-OP25

伺服马达：3.98kW 19Nm 8.1A-2000r/min

齿轮箱实际 输出转速	齿轮箱实际 输出扭矩	齿轮箱公称 减速比代号	齿轮箱公称 减速比	齿轮箱精确 减速比	齿轮箱 齿数比	齿轮箱额定 输出扭矩	齿轮箱 转动惯量	齿轮箱 背隙	齿轮箱 服务系数
n_{2N} (r/min)	T2 (N.m)	Code	i_N	i_{ex}	i_Z	T_{2N}	$J \cdot 10^{-4}$ (kg.m ²)	Φ (°)	f
441	86	B45	4.5	4.54	345/76	280	5.8	11	3.26
385	99	B50	5	5.2	3657/703	300	4.5	10	3.03
338	112	B56	5.6	5.91	4830/817	310	3.6	10	2.77
303	126	B63	6.3	6.61	1633/247	310	3	10	2.46
272	140	B71	7.1	7.36	5175/703	330	2.5	10	2.36
247	154	B80	8	8.09	5382/665	390	2.2	10	2.53
218	175	B90	9	9.19	5589/608	390	1.9	10	2.23
203	187	C10	10	9.85	2915/296	390	2.7	7	2.09
179	213	C11	11.2	11.2	1925/172	410	2.1	7	1.92
160	238	C13	12.5	12.5	3905/312	410	1.7	7	1.72
144	264	C14	14	13.9	4125/296	410	1.4	7	1.55
160	238	C13	12.5	12.5	1482/119	650	1.8	7	2.73
142	268	C14	14	14.1	7695/544	650	1.5	7	2.43
129	295	C16	16	15.5	1577/102	650	1.3	7	2.2
114	334	C18	18	17.6	475/27	660	1.1	7	1.98
101	376	C20	20	19.8	86735/4386	660	2.8	8	1.76
90.1	422	C22	22.4	22.2	44156/1989	680	2.2	8	1.61
100	380	C20	20	20	27335/1368	900	3.9	10	2.37
90.9	418	C22	22.4	22	17395/792	900	4.5	9	2.15
79.4	479	C25	25	25.2	184387/7326	900	3.6	9	1.88
74.6	509	C28	28	26.8	17395/648	900	3.4	9	1.77
63.3	600	C32	31.5	31.6	20405/646	900	4.8	7	1.5
70.7	538	C28	28	28.3	18425/651	1600	9.1	9	2.97
61.5	618	C32	31.5	32.5	27269/840	1600	7.7	9	2.59
54.8	694	C36	35.5	36.5	8107/222	1700	6.5	9	2.45
51.7	735	C40	40	38.7	10810/279	1700	10.1	6	2.31
45	844	C45	45	44.4	39997/900	1700	8.4	6	2.01
40	950	C50	50	50	83237/1665	1700	7.1	6	1.79
36	1056	C56	56	55.6	5170/93	1700	8.6	6	1.61
40.5	939	C50	50	49.4	2420/49	3200	14	8	3.41
35.3	1075	C56	56	56.6	164450/2907	3200	26.5	5	2.98
32.6	1165	C63	63	61.3	335225/5472	3200	23.5	5	2.75
29.9	1269	C71	71	66.8	411125/6156	3200	21.8	5	2.52
24.3	1564	C80	80	82.3	145475/1767	3500	16.4	5	2.24
21	1807	C90	90	95.1	12650/133	3500	13.5	5	1.94
19.7	1927	D10	100	101.4	537625/5301	3500	12.2	5	1.82
17.1	2225	D11	112	117.1	6325/54	3500	10	5	1.57
21.2	1794	D10	100	94.4	248626/2635	4700	32	5	2.62
18.5	2060	D11	112	108.4	14749/136	4700	27	5	2.28
16.4	2318	D13	125	122	259161/2125	4700	23	5	2.03
14.8	2559	D14	140	134.7	52675/391	4700	20	5	1.84
13.2	2879	D16	160	151.5	23177/153	4700	17	5	1.63

注：启停次数≤60次/小时，服务系数f推荐1.5；启停次数≤120次/小时，服务系数f推荐1.75；启停次数>120次/小时，服务系数f推荐2以上；

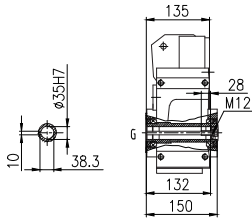
伺服齿轮马达订货号	伺服驱动器订货号			线缆配置订货号		制动电阻订货号
	控制模块	功率模块	操作面板	伺服马达动力线	伺服马达信号线	
F204□□-B45-D□□□-MX080M1E20FS0						
F204□□-B50-D□□□-MX080M1E20FS0						
F204□□-B56-D□□□-MX080M1E20FS0						
F204□□-B63-D□□□-MX080M1E20FS0						
F204□□-B71-D□□□-MX080M1E20FS0						
F204□□-B80-D□□□-MX080M1E20FS0						
F204□□-B90-D□□□-MX080M1E20FS0						
F204□□-C10-D□□□-MX080M1E20FS0						
F204□□-C11-D□□□-MX080M1E20FS0						
F204□□-C13-D□□□-MX080M1E20FS0						
F204□□-C14-D□□□-MX080M1E20FS0						
F205□□-C13-D□□□-MX080M1E20FS0						
F205□□-C14-D□□□-MX080M1E20FS0						
F205□□-C16-D□□□-MX080M1E20FS0						
F205□□-C18-D□□□-MX080M1E20FS0						
F305□□-C20-D□□□-MX080M1E20FS0						
F305□□-C22-D□□□-MX080M1E20FS0						
F306□□-C20-D□□□-MX080M1E20FS0	AX-CM55-□□-PE	AX-PM26-B3B75-□	A1-OP25	A1-H□□-A25-□□□	A1-H17-A10-□□□	A1-H02-B25-K-C75
F306□□-C22-D□□□-MX080M1E20FS0	PA: PROFINET通讯 EA: EtherCAT通讯	N: 不带滤波器 F: 带滤波器		18: 无制动器 16: 带制动器		
F306□□-C25-D□□□-MX080M1E20FS0				动力线长度B30: 3m	信号线长度B30: 3m	
F306□□-C28-D□□□-MX080M1E20FS0				B50: 5m	B50: 5m	
F306□□-C32-D□□□-MX080M1E20FS0				B70: 7m	B70: 7m	
F307□□-C28-D□□□-MX080M1E20FS0				C10: 10m	C10: 10m	
F307□□-C32-D□□□-MX080M1E20FS0				C15: 15m	C15: 15m	
F307□□-C36-D□□□-MX080M1E20FS0				C20: 20m	C20: 20m	
F307□□-C40-D□□□-MX080M1E20FS0						
F307□□-C45-D□□□-MX080M1E20FS0						
F307□□-C50-D□□□-MX080M1E20FS0						
F307□□-C56-D□□□-MX080M1E20FS0						
F308□□-C50-D□□□-MX080M1E20FS0						
F308□□-C56-D□□□-MX080M1E20FS0						
F308□□-C63-D□□□-MX080M1E20FS0						
F308□□-C71-D□□□-MX080M1E20FS0						
F308□□-C80-D□□□-MX080M1E20FS0						
F308□□-C90-D□□□-MX080M1E20FS0						
F308□□-D10-D□□□-MX080M1E20FS0						
F308□□-D11-D□□□-MX080M1E20FS0						
F309□□-D10-D□□□-MX080M1E20FS0						
F309□□-D11-D□□□-MX080M1E20FS0						
F309□□-D13-D□□□-MX080M1E20FS0						
F309□□-D14-D□□□-MX080M1E20FS0						
F309□□-D16-D□□□-MX080M1E20FS0						

安装形式	F204/F304-MX080M1E20FS0外形尺寸图 (mm)	
<p>底脚安装</p>	 <p>F204HA单向平键实心轴 F304HA单向平键实心轴 F204HC双向平键实心轴 F304HC双向平键实心轴</p>	 <p>底脚安装(H)</p>
<p>法兰安装</p>	 <p>F204FA单向平键实心轴 F304FA单向平键实心轴 F204FC双向平键实心轴 F304FC双向平键实心轴</p>	 <p>法兰安装(F)</p>
<p>小法兰安装</p>		 <p>小法兰安装(S)</p>
<p>轴装式安装</p>	   <p>轴装式安装(A) 带扭力臂附件安装(T)</p>	

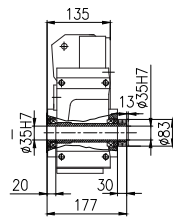
注:括号内为带制动器的伺服马达长度

F204/F304-MX080M1E30FS0外形尺寸图 (mm)

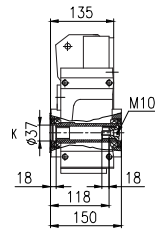
所配伺服驱动器的外形尺寸图



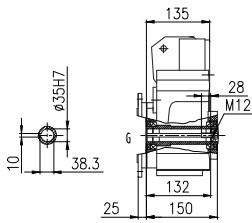
F204HG平键空心轴
F304HG平键空心轴



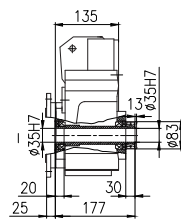
F204HI锁紧盘空心轴
F304HI锁紧盘空心轴



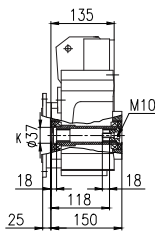
F204HK渐开线花键空心轴
F304HK渐开线花键空心轴



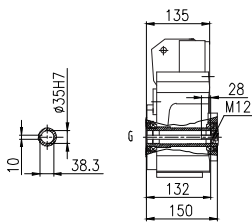
F204FG平键空心轴
F304FG平键空心轴



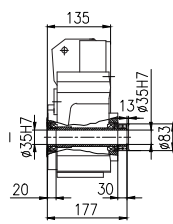
F204FI锁紧盘空心轴
F304FI锁紧盘空心轴



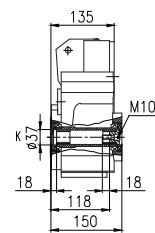
F204FK渐开线花键空心轴
F304FK渐开线花键空心轴



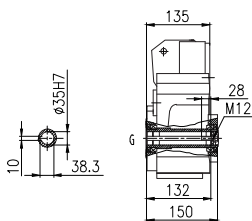
F204SG平键空心轴
F304SG平键空心轴



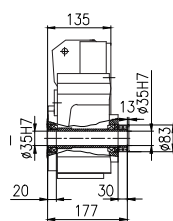
F204SI锁紧盘空心轴
F304SI锁紧盘空心轴



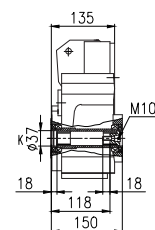
F204SK渐开线花键空心轴
F304SK渐开线花键空心轴



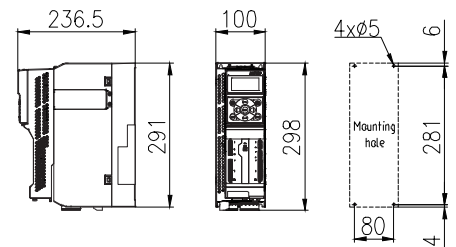
F204AG平键空心轴
F304AG平键空心轴
F204TG平键空心轴
F304TG平键空心轴



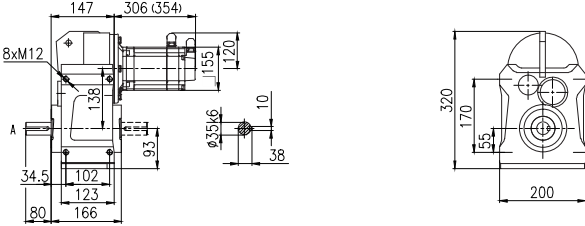
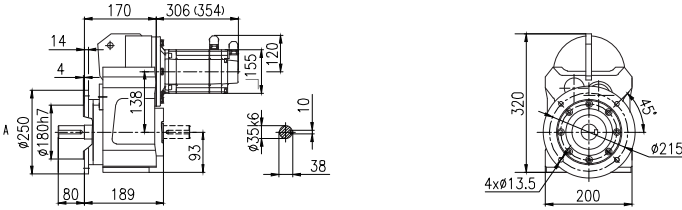
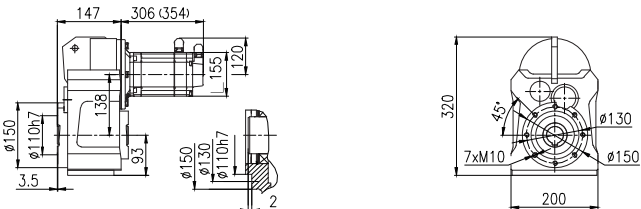
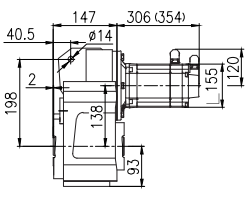
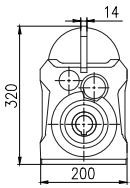
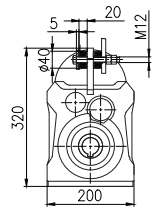
F204AI锁紧盘空心轴
F304AI锁紧盘空心轴
F204TI锁紧盘空心轴
F304TI锁紧盘空心轴



F204AK渐开线花键空心轴
F304AK渐开线花键空心轴
F204TK渐开线花键空心轴
F304TK渐开线花键空心轴



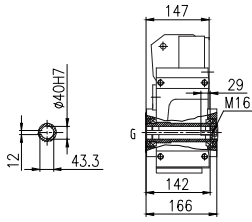
控制模块: AX-CM55-PA-PE(ProfiNet)
或AX-CM55-EA-PE(EtherCAT)
功率模块: AX-PM26-B3B75-N(不带滤波器)
或AX-PM26-B3B75-F(带滤波器)
操作模块: A1-OP25

安装形式	F205/F305-MX080M1E20FS0外形尺寸图 (mm)	
底脚安装	 <p>F205HA单向平键实心轴 F305HA单向平键实心轴 F205HC双向平键实心轴 F305HC双向平键实心轴</p>	底脚安装(H)
法兰安装	 <p>F205FA单向平键实心轴 F305FA单向平键实心轴 F205FC双向平键实心轴 F305FC双向平键实心轴</p>	法兰安装(F)
小法兰安装		小法兰安装(S)
轴装式安装 带扭力臂附件安装		  <p>轴装式安装(A) 带扭力臂附件安装(T)</p>

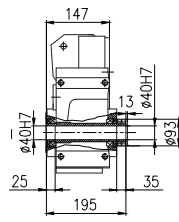
注:括号内为带制动器的伺服马达长度

F205/F305-MX080M1E20FS0外形尺寸图 (mm)

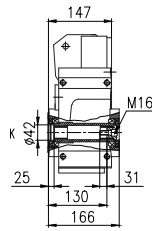
所配伺服驱动器的外形尺寸图



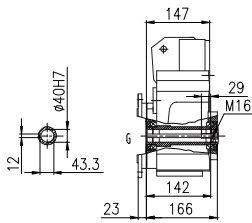
F205HG平键空心轴
F305HG平键空心轴



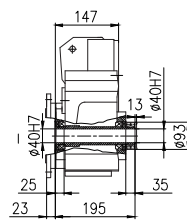
F205HI锁紧盘空心轴
F305HI锁紧盘空心轴



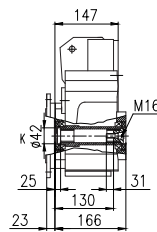
F205HK渐开线花键空心轴
F305HK渐开线花键空心轴



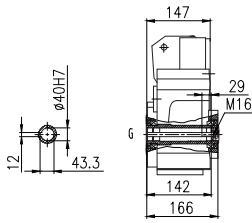
F205FG平键空心轴
F305FG平键空心轴



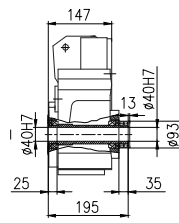
F205FI锁紧盘空心轴
F305FI锁紧盘空心轴



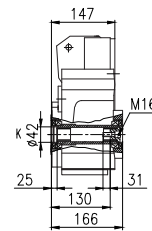
F205FK渐开线花键空心轴
F305FK渐开线花键空心轴



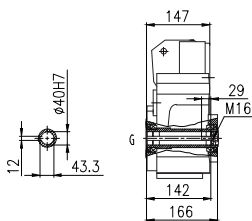
F205SG平键空心轴
F305SG平键空心轴



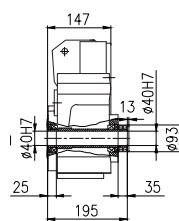
F205SI锁紧盘空心轴
F305SI锁紧盘空心轴



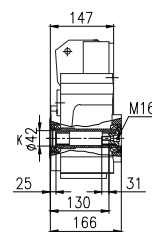
F205SK渐开线花键空心轴
F305SK渐开线花键空心轴



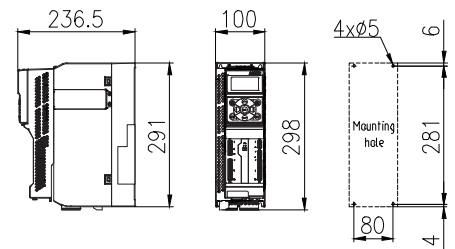
F205AG平键空心轴
F305AG平键空心轴
F205TG平键空心轴
F305TG平键空心轴



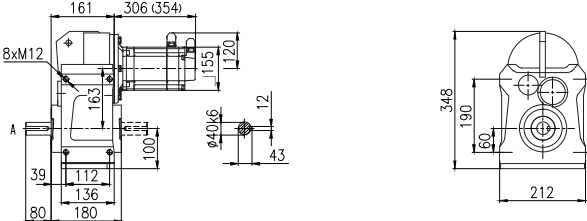
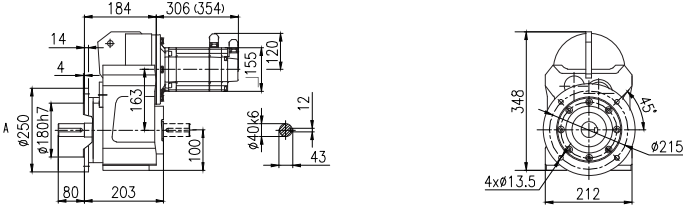
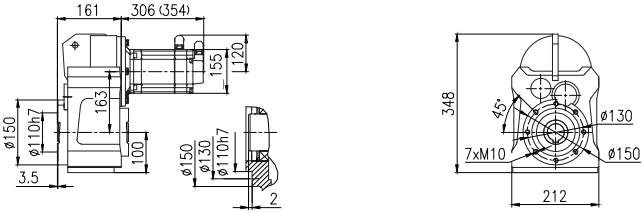
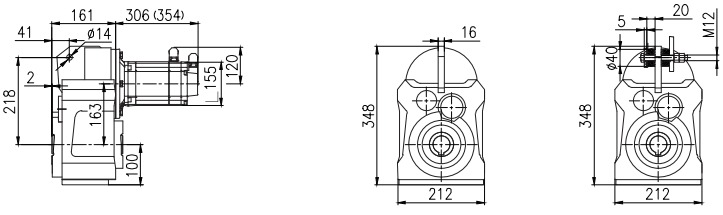
F205AI锁紧盘空心轴
F305AI锁紧盘空心轴
F205TI锁紧盘空心轴
F305TI锁紧盘空心轴



F205AK渐开线花键空心轴
F305AK渐开线花键空心轴
F205TK渐开线花键空心轴
F305TK渐开线花键空心轴



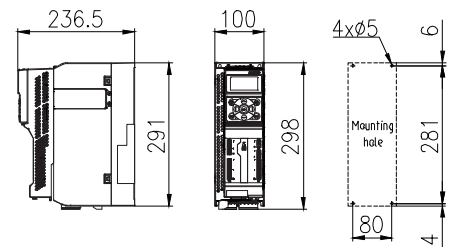
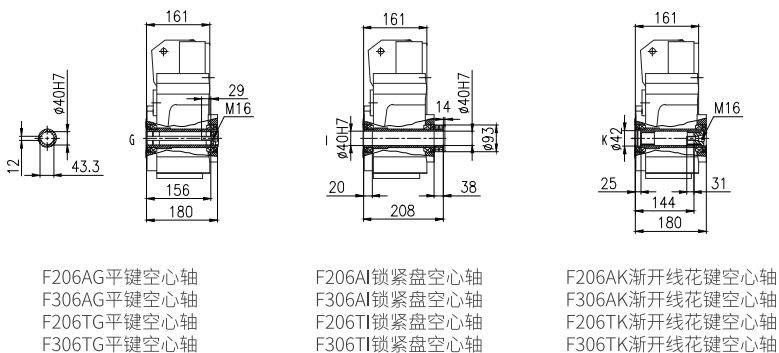
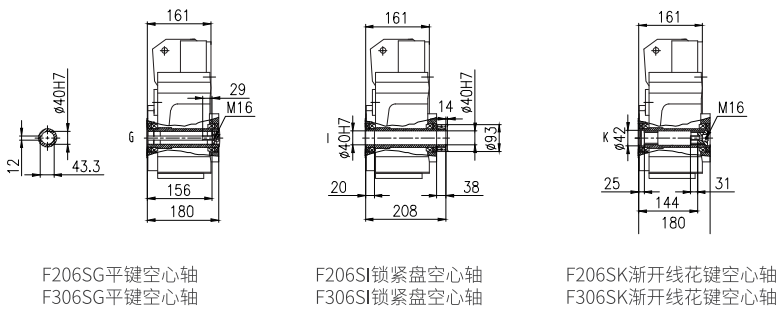
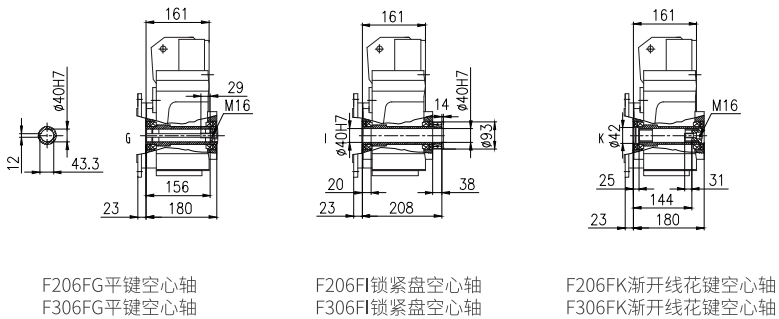
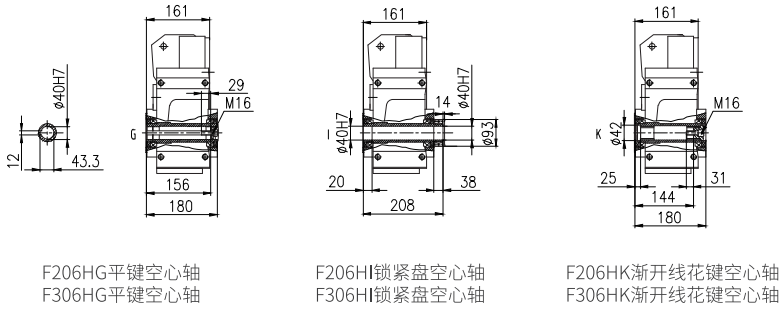
控制模块: AX-CM55-PA-PE(ProfiNet)
或AX-CM55-EA-PE(EtherCAT)
功率模块: AX-PM26-B3B75-N(不带滤波器)
或AX-PM26-B3B75-F(带滤波器)
操作模块: A1-OP25

安装形式	F206/F306-MX080M1E20FS0外形尺寸图 (mm)	
<p>底脚安装</p>	 <p>F206HA单向平键实心轴 F306HA单向平键实心轴 F206HC双向平键实心轴 F306HC双向平键实心轴</p>	<p>底脚安装(H)</p>
<p>法兰安装</p>	 <p>F206FA单向平键实心轴 F306FA单向平键实心轴 F206FC双向平键实心轴 F306FC双向平键实心轴</p>	<p>法兰安装(F)</p>
<p>小法兰安装</p>		<p>小法兰安装(S)</p>
<p>轴装式安装</p>	 <p>带扭力臂附件安装</p> <p>轴装式安装(A) 带扭力臂附件安装(T)</p>	

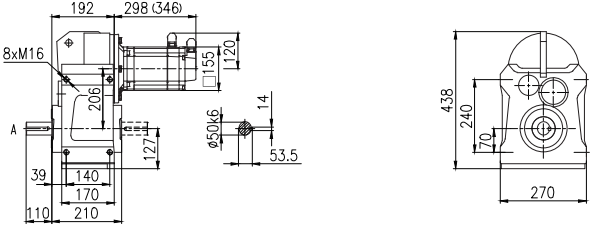
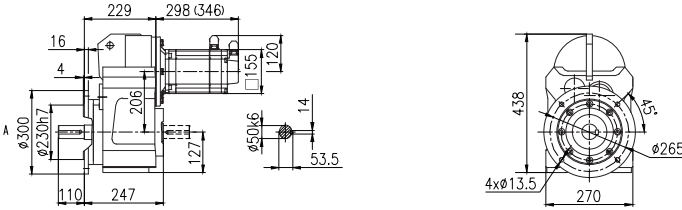
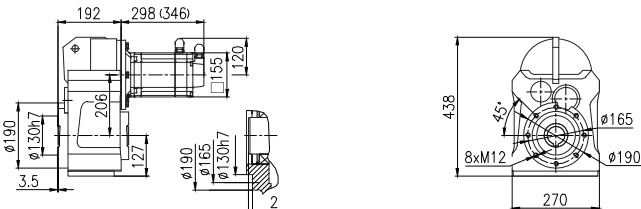
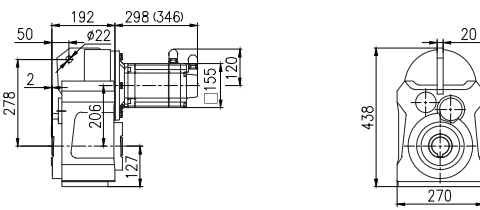
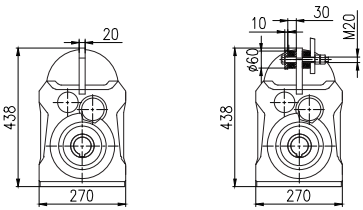
注:括号内为带制动器的伺服马达长度

F206/F306-MX080M1E20FS0外形尺寸图 (mm)

所配伺服驱动器的外形尺寸图



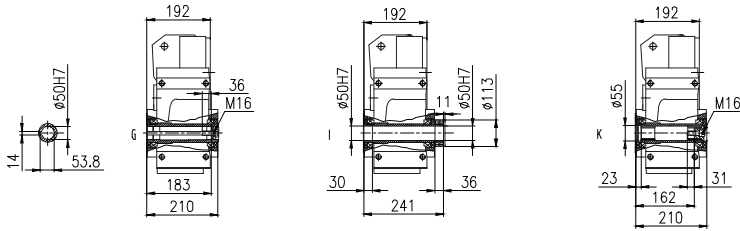
控制模块: AX-CM55-PA-PE(ProfiNet)
或AX-CM55-EA-PE(EtherCAT)
功率模块: AX-PM26-B3B75-N(不带滤波器)
或AX-PM26-B3B75-F(带滤波器)
操作模块: A1-OP25

安装形式	F207/F307-MX080M1E20FS0外形尺寸图 (mm)	
底脚安装	 <p>F207HA单向平键实心轴 F307HA单向平键实心轴 F207HC双向平键实心轴 F307HC双向平键实心轴</p>	<p>底脚安装(H)</p>
法兰安装	 <p>F207FA单向平键实心轴 F307FA单向平键实心轴 F207FC双向平键实心轴 F307FC双向平键实心轴</p>	<p>法兰安装(F)</p>
小法兰安装		<p>小法兰安装(S)</p>
轴装式安装 带扭力臂附件安装	 <p>轴装式安装(A)</p>	 <p>带扭力臂附件安装(T)</p>

注:括号内为带制动器的伺服马达长度

F207/F307-MX080M1E20FS0外形尺寸图 (mm)

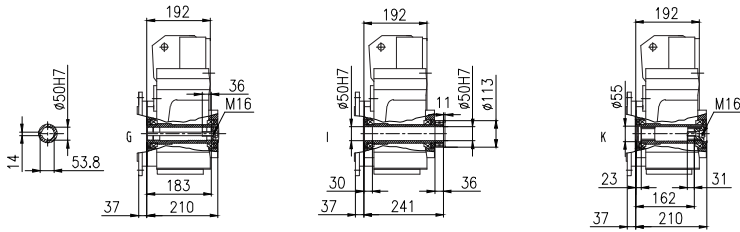
所配伺服驱动器的外形尺寸图



F207HG平键空心轴
F307HG平键空心轴

F207HI锁紧盘空心轴
F307HI锁紧盘空心轴

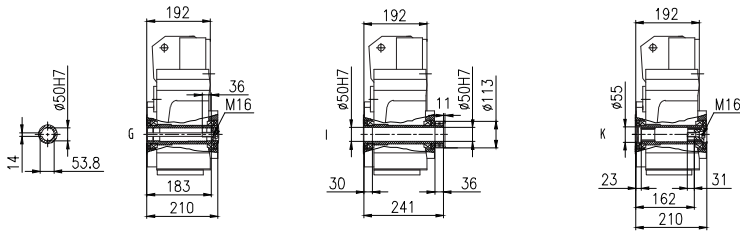
F207HK渐开线花键空心轴
F307HK渐开线花键空心轴



F207FG平键空心轴
F307FG平键空心轴

F207FI锁紧盘空心轴
F307FI锁紧盘空心轴

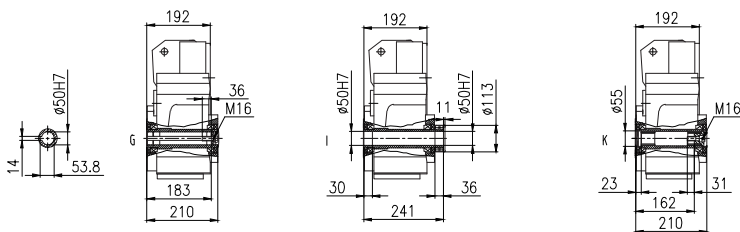
F207FK渐开线花键空心轴
F307FK渐开线花键空心轴



F207SG平键空心轴
F307SG平键空心轴

F207SI锁紧盘空心轴
F307SI锁紧盘空心轴

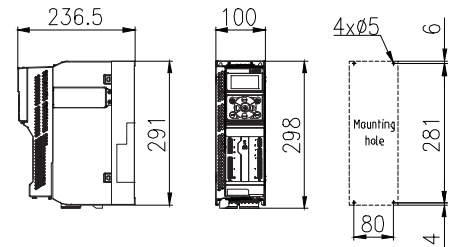
F207SK渐开线花键空心轴
F307SK渐开线花键空心轴



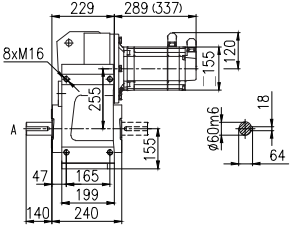
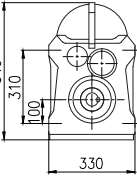
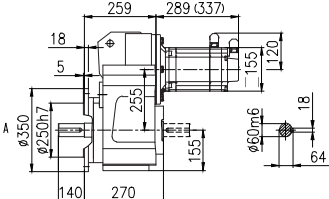
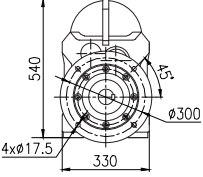
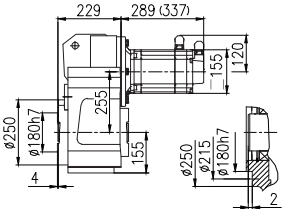
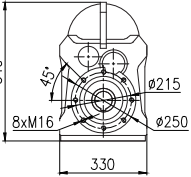
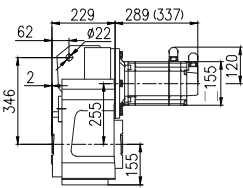
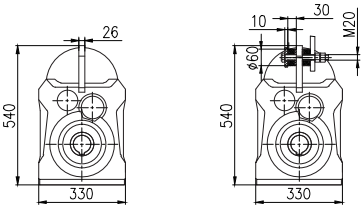
F207AG平键空心轴
F307AG平键空心轴
F207TG平键空心轴
F307TG平键空心轴

F207AI锁紧盘空心轴
F307AI锁紧盘空心轴
F207TI锁紧盘空心轴
F307TI锁紧盘空心轴

F207AK渐开线花键空心轴
F307AK渐开线花键空心轴
F207TK渐开线花键空心轴
F307TK渐开线花键空心轴



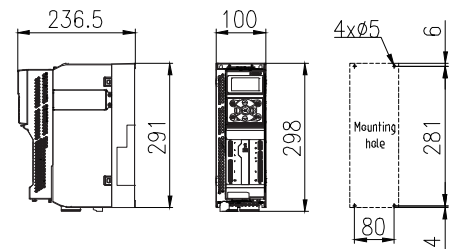
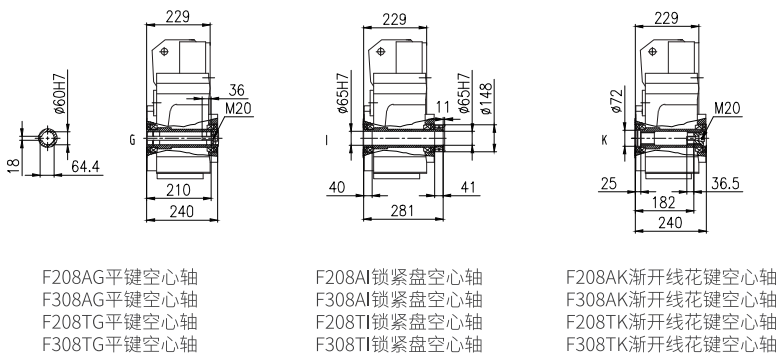
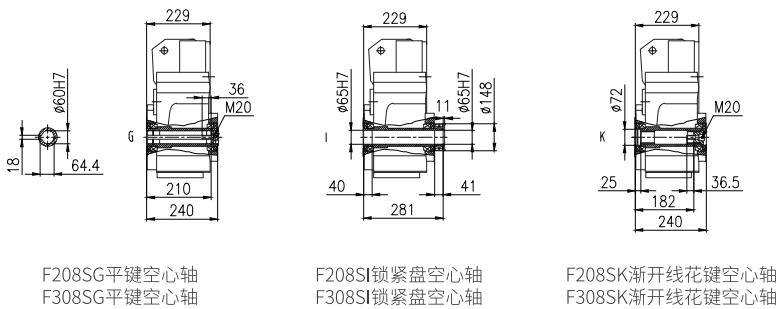
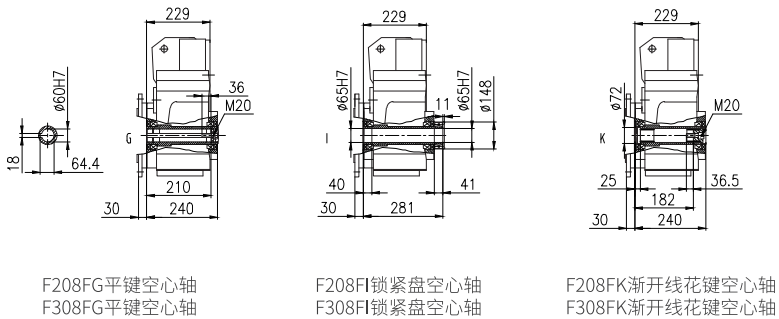
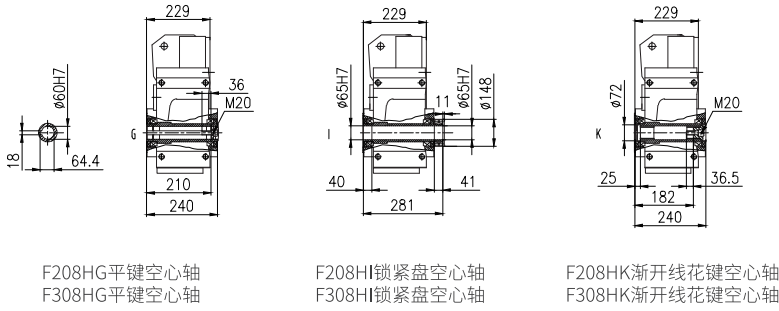
控制模块: AX-CM55-PA-PE(ProfiNet)
或AX-CM55-EA-PE(EtherCAT)
功率模块: AX-PM26-B3B75-N(不带滤波器)
或AX-PM26-B3B75-F(带滤波器)
操作模块: A1-OP25

安装形式	F208/F308-MX080M1E20FS0外形尺寸图 (mm)	
底脚安装	 <p data-bbox="305 632 505 721"> F208HA单向平键实心轴 F308HA单向平键实心轴 F208HC双向平键实心轴 F308HC双向平键实心轴 </p>	 <p data-bbox="769 632 865 654">底脚安装(H)</p>
法兰安装	 <p data-bbox="305 1075 505 1163"> F208FA单向平键实心轴 F308FA单向平键实心轴 F208FC双向平键实心轴 F308FC双向平键实心轴 </p>	 <p data-bbox="813 1075 909 1097">法兰安装(F)</p>
小法兰安装		 <p data-bbox="769 1506 881 1528">小法兰安装(S)</p>
轴装式安装 带扭力臂附件安装		 <p data-bbox="662 1937 768 1959">轴装式安装(A)</p> <p data-bbox="854 1937 1008 1959">带扭力臂附件安装(T)</p>

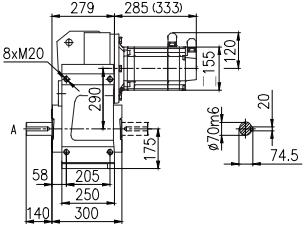
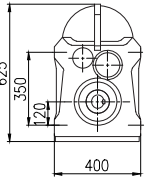
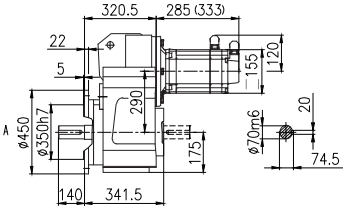
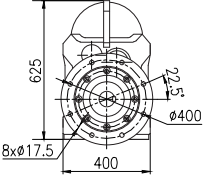
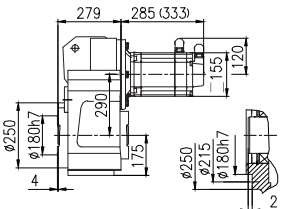
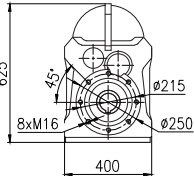
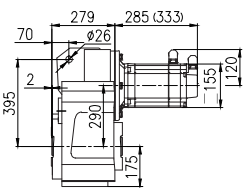
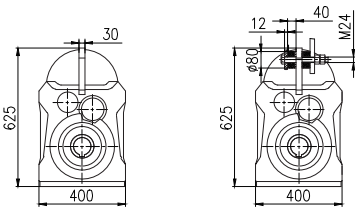
注:括号内为带制动器的伺服马达长度

F208/F308-MX080M1E20FS0外形尺寸图 (mm)

所配伺服驱动器的外形尺寸图



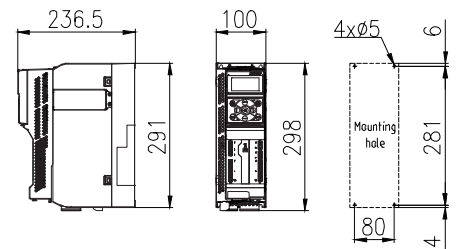
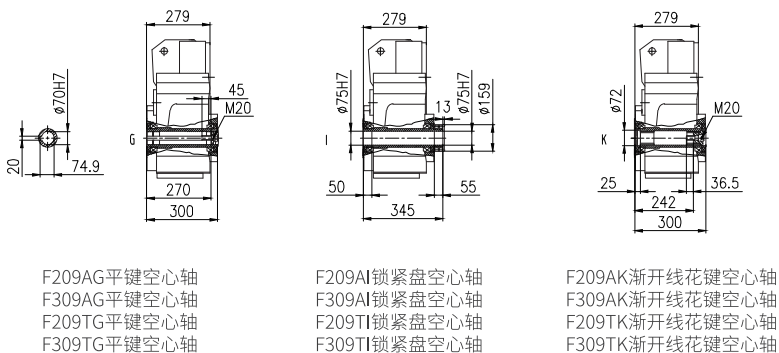
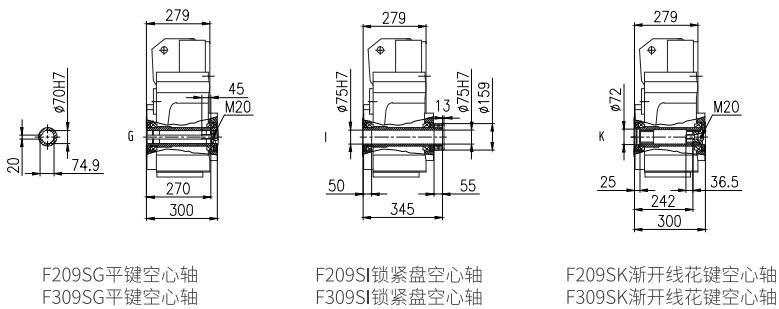
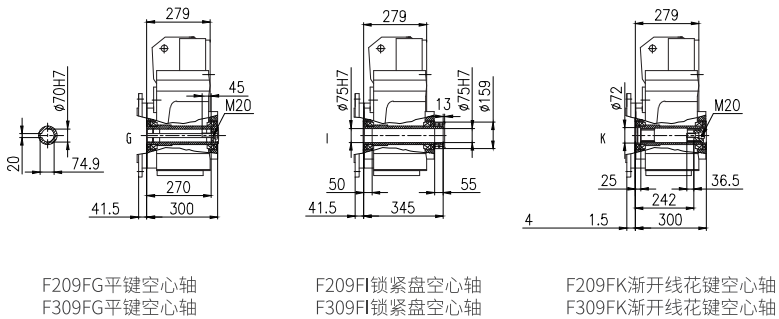
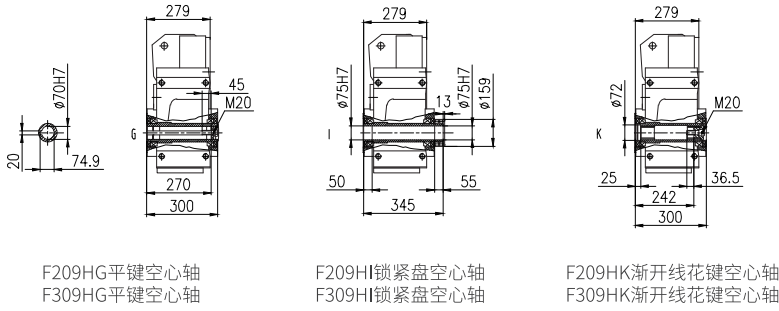
控制模块: AX-CM55-PA-PE(ProfiNet)
或AX-CM55-EA-PE(EtherCAT)
功率模块: AX-PM26-B3B75-N(不带滤波器)
或AX-PM26-B3B75-F(带滤波器)
操作模块: A1-OP25

安装形式	F209/F309-MX080M1E20FS0外形尺寸图 (mm)	
底脚安装	 <p>F209HA单向平键实心轴 F309HA单向平键实心轴 F209HC双向平键实心轴 F309HC双向平键实心轴</p>	 <p>底脚安装(H)</p>
法兰安装	 <p>F209FA单向平键实心轴 F309FA单向平键实心轴 F209FC双向平键实心轴 F309FC双向平键实心轴</p>	 <p>法兰安装(F)</p>
小法兰安装		 <p>小法兰安装(S)</p>
轴装式安装 带扭力臂附件安装		 <p>轴装式安装(A) 带扭力臂附件安装(T)</p>

注:括号内为带制动器的伺服马达长度

F209/F309-MX080M1E20FS0外形尺寸图 (mm)

所配伺服驱动器的外形尺寸图



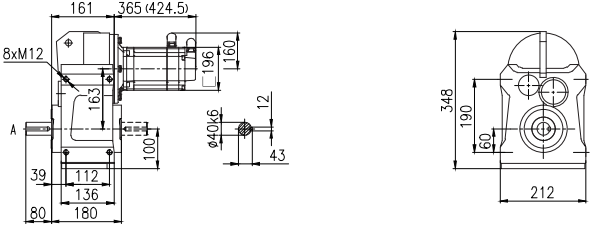
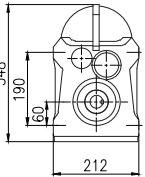
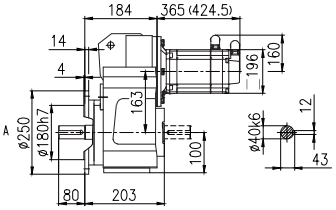
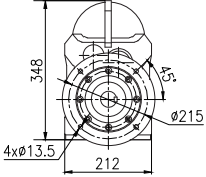
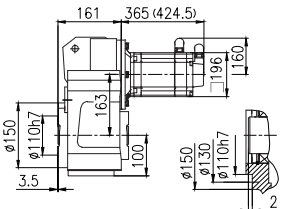
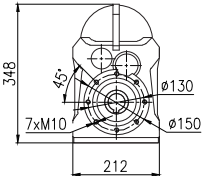
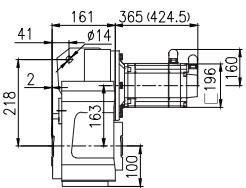
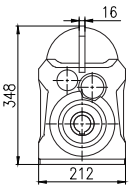
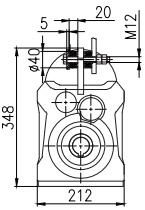
控制模块: AX-CM55-PA-PE(ProfiNet)
或AX-CM55-EA-PE(EtherCAT)
功率模块: AX-PM26-B3B75-N(不带滤波器)
或AX-PM26-B3B75-F(带滤波器)
操作模块: A1-OP25

伺服马达：6.6kW 42Nm 14.5A-1500r/min

齿轮箱实际输出转速	齿轮箱实际输出扭矩	齿轮箱公称减速比代号	齿轮箱公称减速比	齿轮箱精确减速比	齿轮箱齿数比	齿轮箱额定输出扭矩	齿轮箱转动惯量	齿轮箱背隙	齿轮箱服务系数
n_{2N} (r/min)	T2 (N.m)	Code	i_N	i_{ex}	i_z	T_{2N}	$J \cdot 10^{-4}$ (kg.m ²)	Φ (°)	f
364	173	B40	4	4.12	1633/396	560	17	10	3.24
320	197	B45	4.5	4.69	568/121	580	13	10	2.94
288	219	B50	5	5.21	1775/341	600	11	10	2.74
278	227	B56	5.6	5.4	437/81	600	14	9	2.64
244	258	B63	6.3	6.14	608/99	660	11	9	2.56
220	286	B71	7.1	6.81	1900/279	660	9.1	9	2.31
188	335	B80	8	7.97	1219/153	700	10.2	7	2.09
165	381	B90	9	9.07	1696/187	700	7.9	7	1.84
149	424	C10	10	10.1	5300/527	700	6.6	7	1.65
130	483	C11	11.2	11.5	1961/170	750	5.3	7	1.55
115	546	C13	12.5	13	8162/629	830	4.3	6	1.52
112	563	C14	14	13.4	22365/1672	850	6.4	11	1.51
171	368	B90	9	8.75	5695/651	1000	17	8	2.72
144	437	C10	10	10.4	2491/240	1100	18	6	2.52
133	475	C11	11.2	11.3	611/54	1300	15.7	6	2.74
118	533	C13	12.5	12.7	6298/495	1400	12.9	6	2.63
108	584	C14	14	13.9	2162/155	1400	11.3	6	2.4
93.2	676	C16	16	16.1	564/35	1550	9.2	6	2.29
87.2	722	C18	18	17.2	1598/93	1550	8.4	6	2.15
76.1	827	C20	20	19.7	38525/1953	1600	11.7	9	1.93
66.4	949	C22	22.4	22.6	57017/2520	1600	9.6	9	1.69
58.8	1071	C25	25	25.5	16951/666	1600	8.1	9	1.49
69.4	907	C22	22.4	21.6	2875/133	3200	24	5	3.53
62.2	1012	C25	25	24.1	8470/351	3200	39	8	3.16
54.7	1151	C28	28	27.4	12100/441	3200	32	8	2.78
47.2	1336	C32	31.5	31.8	32065/1008	3200	26	8	2.4
43.2	1457	C36	35.5	34.7	39325/1134	3200	24	8	2.2
38.5	1638	C40	40	39	7370/189	3200	20	8	1.95
35.1	1793	C45	45	42.7	27830/651	3200	18	8	1.78
30.4	2075	C50	50	49.4	2420/49	3200	14.4	8	1.54
33.4	1886	C45	45	44.9	61103/1360	4700	84	6	2.49
31.3	2016	C50	50	48	25284/527	4700	80	6	2.33
27.3	2306	C56	56	54.9	9331/170	4700	65	6	2.04
24.6	2562	C63	63	61	67424/1105	4700	56	6	1.83
21.7	2906	C71	71	69.2	141169/2040	4700	49	6	1.62
23.7	2663	C63	63	63.4	1078/17	8200	126	5	3.08
21.3	2953	C71	71	70.3	5621/80	8200	115	5	2.78
20.1	3129	C80	80	74.5	2310/31	8200	106	5	2.62
17.7	3557	C90	90	84.7	847/10	8200	89	5	2.31
15.8	3982	D10	100	94.8	1232/13	8200	78	5	2.06
14.3	4418	D11	112	105.2	3157/30	8200	68	5	1.86
12.2	5174	D13	125	123.2	616/5	8200	55	5	1.58
11.3	5561	D14	140	132.4	3311/25	8200	52	5	1.47

注：启停次数≤60次/小时，服务系数f推荐1.5；启停次数≤120次/小时，服务系数f推荐1.75；启停次数>120次/小时，服务系数f推荐2以上；

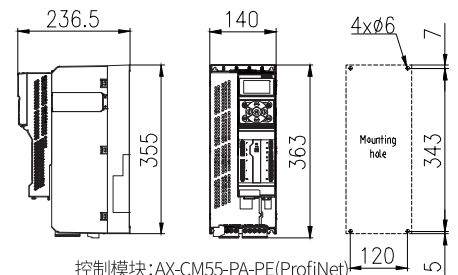
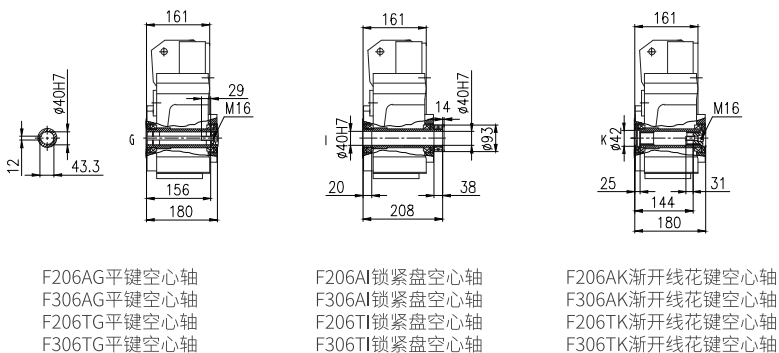
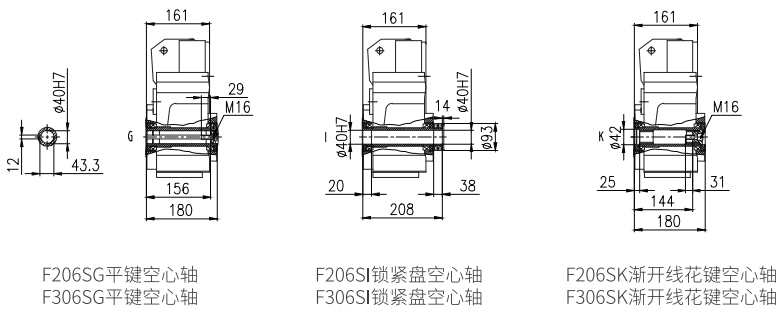
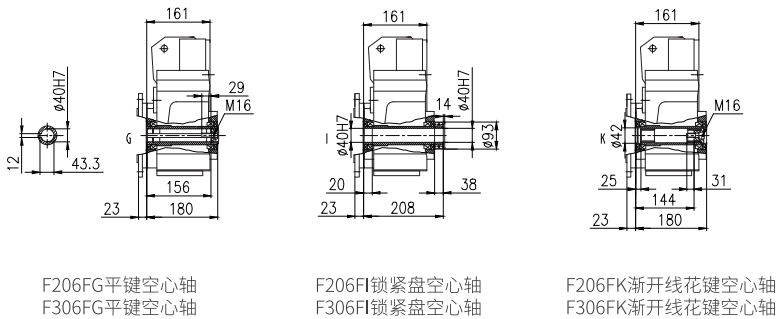
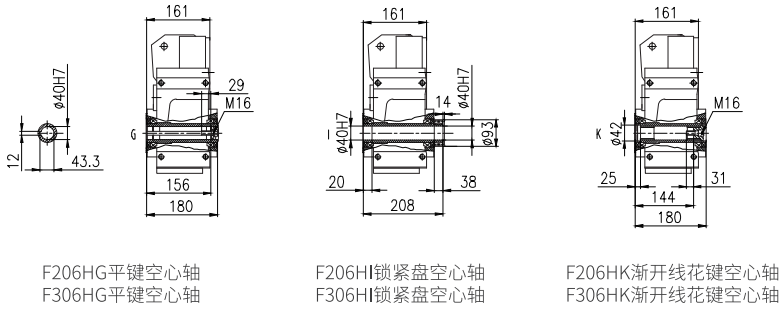
伺服齿轮马达订货号	伺服驱动器订货号			线缆配置订货号		制动电阻订货号
	控制模块	功率模块	操作面板	伺服马达动力线	伺服马达信号线	
F206□□-B40-D□□□-MX100M1E15FS0						
F206□□-B45-D□□□-MX100M1E15FS0						
F206□□-B50-D□□□-MX100M1E15FS0						
F206□□-B56-D□□□-MX100M1E15FS0						
F206□□-B63-D□□□-MX100M1E15FS0						
F206□□-B71-D□□□-MX100M1E15FS0						
F206□□-B80-D□□□-MX100M1E15FS0						
F206□□-B90-D□□□-MX100M1E15FS0						
F206□□-C10-D□□□-MX100M1E15FS0						
F206□□-C11-D□□□-MX100M1E15FS0						
F206□□-C13-D□□□-MX100M1E15FS0						
F306□□-C14-D□□□-MX100M1E15FS0						
F207□□-B90-D□□□-MX100M1E15FS0						
F207□□-C10-D□□□-MX100M1E15FS0						
F207□□-C11-D□□□-MX100M1E15FS0						
F207□□-C13-D□□□-MX100M1E15FS0						
F207□□-C14-D□□□-MX100M1E15FS0						
F207□□-C16-D□□□-MX100M1E15FS0	AX-CM55-□□-PE	AX-PM26-B3C11-□	A1-0P25	A1-H□□-A40-□□□	A1-H17-A10-□□□	A1-H02-B40-K-C48
F207□□-C18-D□□□-MX100M1E15FS0	PA: PROFINET通讯	N: 不带滤波器		18: 无制动器		
F307□□-C20-D□□□-MX100M1E15FS0	EA: EtherCAT通讯	F: 带滤波器		16: 带制动器		
F307□□-C22-D□□□-MX100M1E15FS0				动力线长度B30: 3m	信号线长度B30: 3m	
F208□□-C22-D□□□-MX100M1E15FS0				B50: 5m	B50: 5m	
F308□□-C25-D□□□-MX100M1E15FS0				B70: 7m	B70: 7m	
F308□□-C28-D□□□-MX100M1E15FS0				C10: 10m	C10: 10m	
F308□□-C32-D□□□-MX100M1E15FS0				C15: 15m	C15: 15m	
F308□□-C36-D□□□-MX100M1E15FS0				C20: 20m	C20: 20m	
F308□□-C40-D□□□-MX100M1E15FS0						
F308□□-C45-D□□□-MX100M1E15FS0						
F308□□-C50-D□□□-MX100M1E15FS0						
F309□□-C45-D□□□-MX100M1E15FS0						
F309□□-C50-D□□□-MX100M1E15FS0						
F309□□-C56-D□□□-MX100M1E15FS0						
F309□□-C63-D□□□-MX100M1E15FS0						
F309□□-C71-D□□□-MX100M1E15FS0						
F310□□-C63-D□□□-MX100M1E15FS0						
F310□□-C71-D□□□-MX100M1E15FS0						
F310□□-C80-D□□□-MX100M1E15FS0						
F310□□-C90-D□□□-MX100M1E15FS0						
F310□□-D10-D□□□-MX100M1E15FS0						
F310□□-D11-D□□□-MX100M1E15FS0						
F310□□-D13-D□□□-MX100M1E15FS0						
F310□□-D14-D□□□-MX100M1E15FS0						

安装形式	F206/F306-MX100M1E15FS0外形尺寸图 (mm)	
底脚安装	 <p data-bbox="305 630 506 718"> F206HA单向平键实心轴 F306HA单向平键实心轴 F206HC双向平键实心轴 F306HC双向平键实心轴 </p> <p data-bbox="771 630 868 652">底脚安装(H)</p>	 <p data-bbox="771 630 868 652">底脚安装(H)</p>
法兰安装	 <p data-bbox="808 1072 909 1094">法兰安装(F)</p>	 <p data-bbox="808 1072 909 1094">法兰安装(F)</p>
小法兰安装	 <p data-bbox="771 1504 885 1526">小法兰安装(S)</p>	 <p data-bbox="771 1504 885 1526">小法兰安装(S)</p>
轴装式安装	 <p data-bbox="657 1935 771 1957">轴装式安装(A)</p>  <p data-bbox="852 1935 1015 1957">带扭力臂附件安装(T)</p> 	

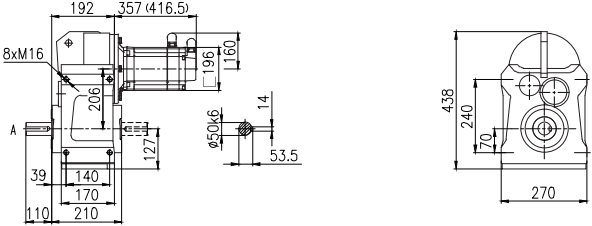
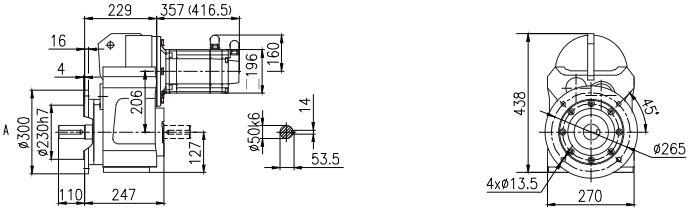
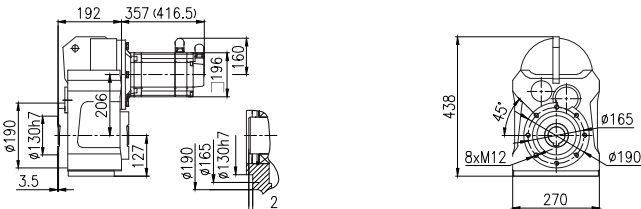
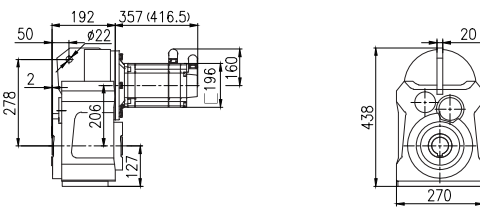
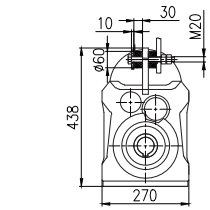
注:括号内为带制动器的伺服马达长度

F206/F306-MX100M1E15FS0外形尺寸图 (mm)

所配伺服驱动器的外形尺寸图



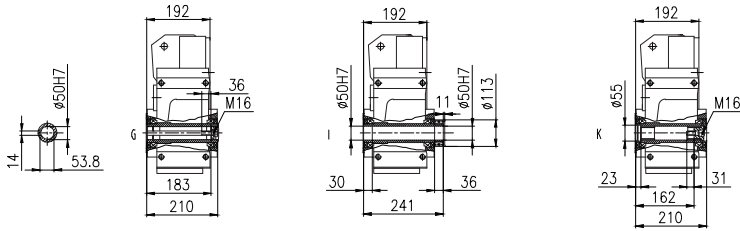
控制模块: AX-CM55-PA-PE(ProfiNet)
或AX-CM55-EA-PE(EtherCAT)
功率模块: AX-PM26-B3C11-N(不带滤波器)
或AX-PM26-B3C11-F(带滤波器)
操作模块: A1-OP25

安装形式	F207/F307-MX100M1E15FS0外形尺寸图 (mm)	
<p>底脚安装</p>	 <p>F207HA单向平键实心轴 F307HA单向平键实心轴 F207HC双向平键实心轴 F307HC双向平键实心轴</p>	<p>底脚安装(H)</p>
<p>法兰安装</p>	 <p>F207FA单向平键实心轴 F307FA单向平键实心轴 F207FC双向平键实心轴 F307FC双向平键实心轴</p>	<p>法兰安装(F)</p>
<p>小法兰安装</p>	 <p>小法兰安装(S)</p>	<p>小法兰安装(S)</p>
<p>轴装式安装</p>	 <p>轴装式安装(A)</p>	 <p>带扭力臂附件安装(T)</p>

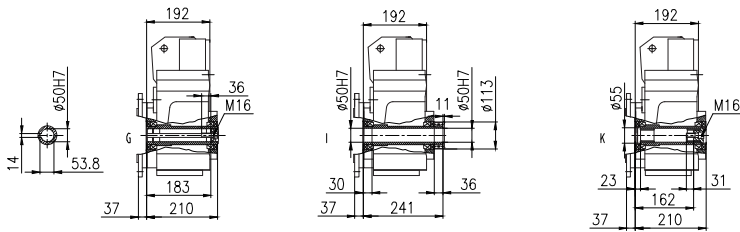
注:括号内为带制动器的伺服马达长度

F207/F307-MX100M1E15FS0外形尺寸图 (mm)

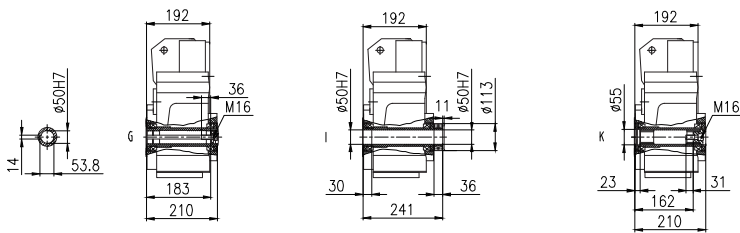
所配伺服驱动器的外形尺寸图



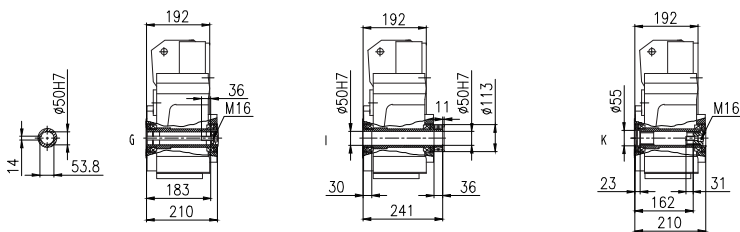
F207HG平键空心轴
F307HG平键空心轴
F207HI锁紧盘空心轴
F307HI锁紧盘空心轴
F207HK渐开线花键空心轴
F307HK渐开线花键空心轴



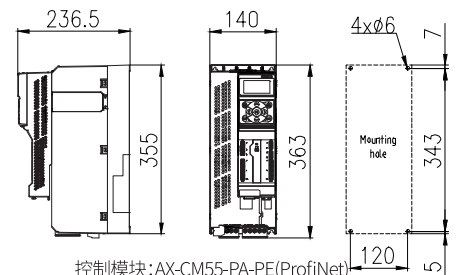
F207FG平键空心轴
F307FG平键空心轴
F207FI锁紧盘空心轴
F307FI锁紧盘空心轴
F207FK渐开线花键空心轴
F307FK渐开线花键空心轴



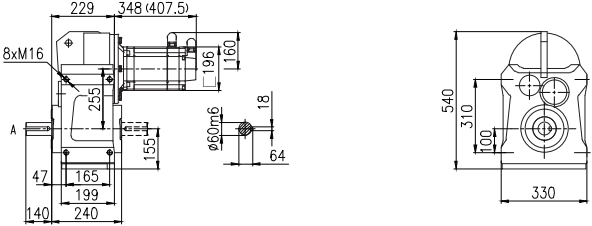
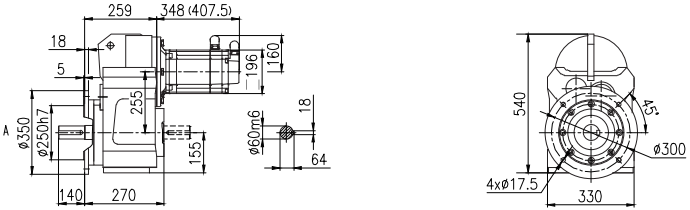
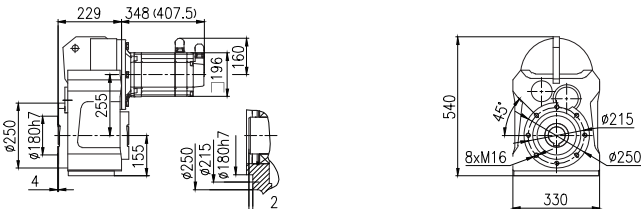
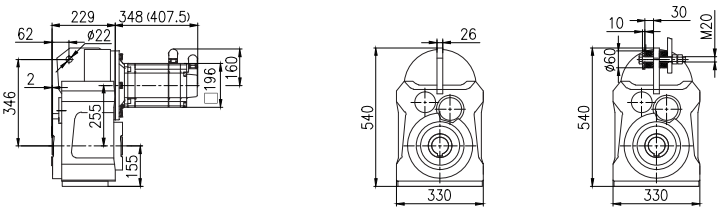
F207SG平键空心轴
F307SG平键空心轴
F207SI锁紧盘空心轴
F307SI锁紧盘空心轴
F207SK渐开线花键空心轴
F307SK渐开线花键空心轴



F207AG平键空心轴
F307AG平键空心轴
F207TG平键空心轴
F307TG平键空心轴
F207AI锁紧盘空心轴
F307AI锁紧盘空心轴
F207TI锁紧盘空心轴
F307TI锁紧盘空心轴
F207AK渐开线花键空心轴
F307AK渐开线花键空心轴
F207TK渐开线花键空心轴
F307TK渐开线花键空心轴



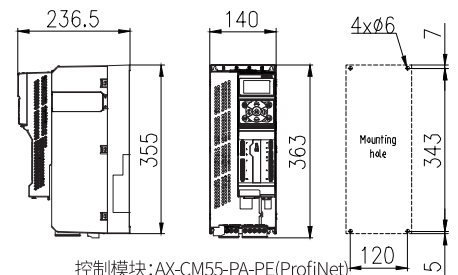
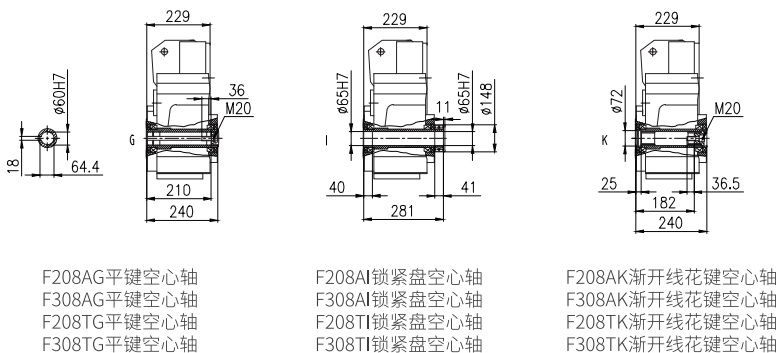
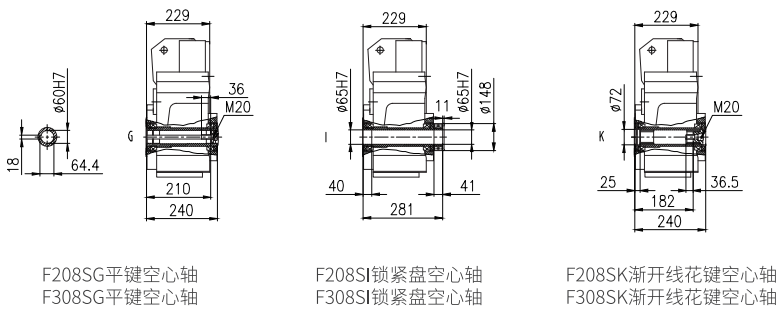
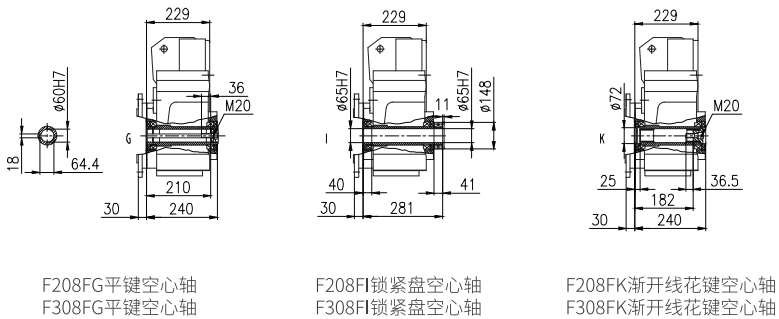
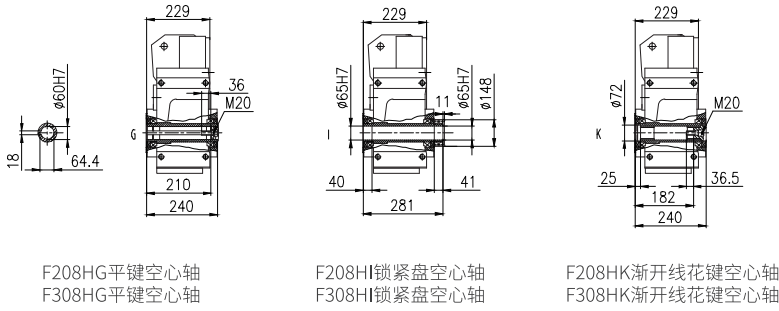
控制模块: AX-CM55-PA-PE(ProfiNet)
或AX-CM55-EA-PE(EtherCAT)
功率模块: AX-PM26-B3C11-N(不带滤波器)
或AX-PM26-B3C11-F(带滤波器)
操作模块: A1-OP25

安装形式	F208/F308-MX100M1E15FS0外形尺寸图 (mm)	
<p>底脚安装</p>	 <p>F208HA单向平键实心轴 F308HA单向平键实心轴 F208HC双向平键实心轴 F308HC双向平键实心轴</p>	<p>底脚安装(H)</p>
<p>法兰安装</p>	 <p>F208FA单向平键实心轴 F308FA单向平键实心轴 F208FC双向平键实心轴 F308FC双向平键实心轴</p>	<p>法兰安装(F)</p>
<p>小法兰安装</p>		<p>小法兰安装(S)</p>
<p>轴装式安装</p>	 <p>带扭力臂附件安装</p> <p>轴装式安装(A) 带扭力臂附件安装(T)</p>	

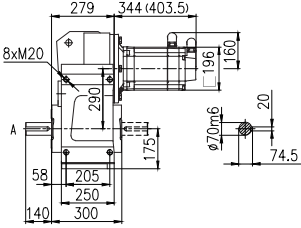
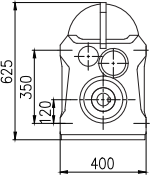
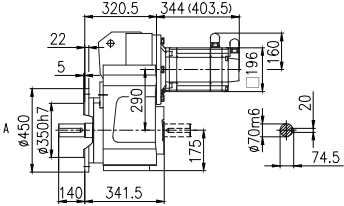
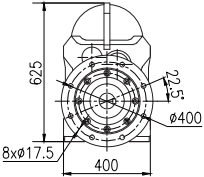
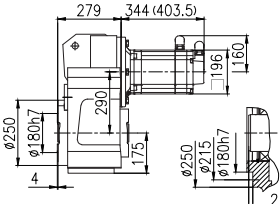
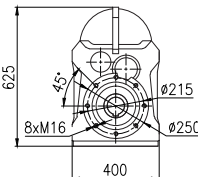
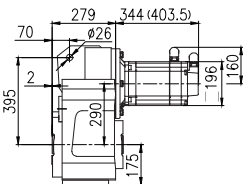
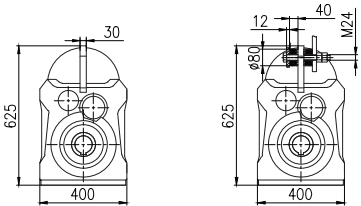
注:括号内为带制动器的伺服马达长度

F208/F308-MX100M1E15FS0外形尺寸图 (mm)

所配伺服驱动器的外形尺寸图



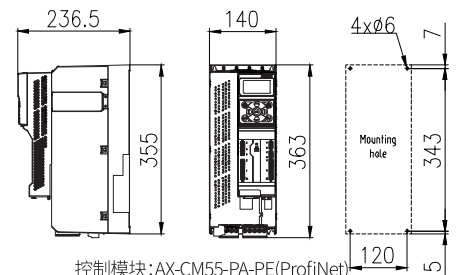
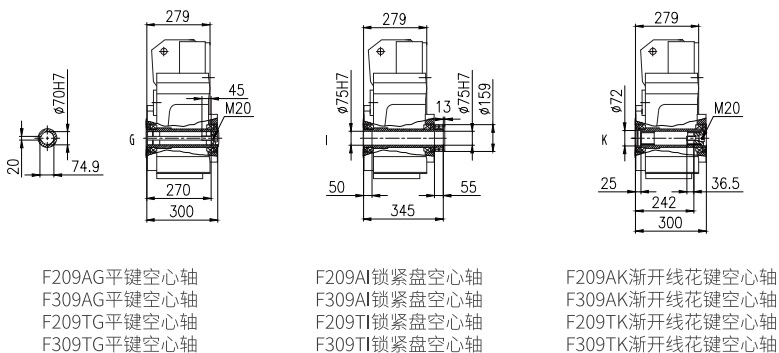
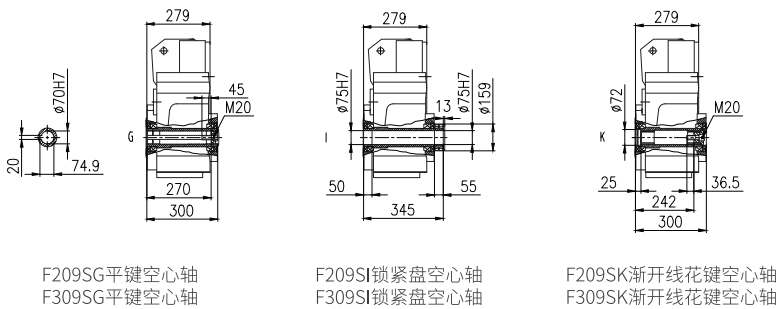
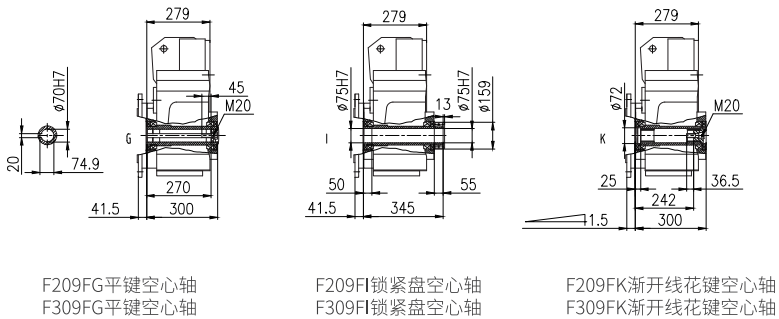
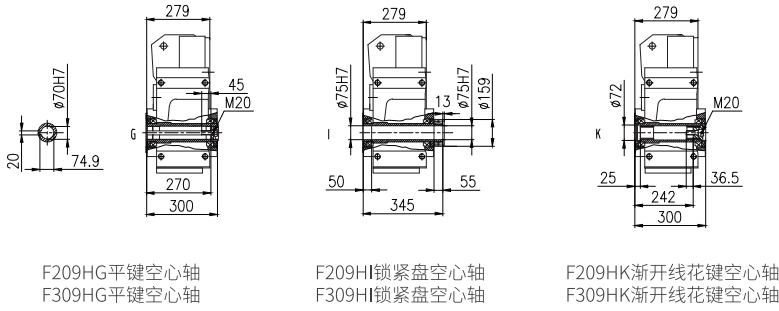
控制模块: AX-CM55-PA-PE(ProfiNet)
或AX-CM55-EA-PE(EtherCAT)
功率模块: AX-PM26-B3C11-N(不带滤波器)
或AX-PM26-B3C11-F(带滤波器)
操作模块: A1-OP25

安装形式	F209/F309-MX100M1E15FS0外形尺寸图 (mm)	
底脚安装	 <p data-bbox="305 630 505 721"> F209HA单向平键实心轴 F309HA单向平键实心轴 F209HC双向平键实心轴 F309HC双向平键实心轴 </p>	 <p data-bbox="769 630 867 654">底脚安装(H)</p>
法兰安装	 <p data-bbox="305 1070 505 1161"> F209FA单向平键实心轴 F309FA单向平键实心轴 F209FC双向平键实心轴 F309FC双向平键实心轴 </p>	 <p data-bbox="813 1070 911 1094">法兰安装(F)</p>
小法兰安装		 <p data-bbox="769 1506 883 1530">小法兰安装(S)</p>
轴装式安装 带扭力臂附件安装		 <p data-bbox="662 1942 769 1966">轴装式安装(A)</p> <p data-bbox="850 1942 1008 1966">带扭力臂附件安装(T)</p>

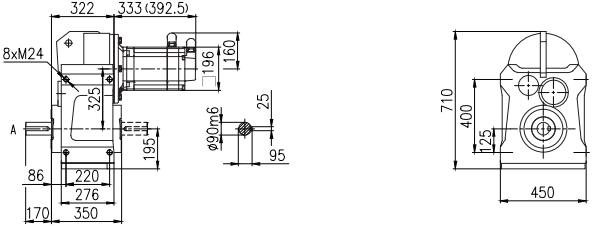
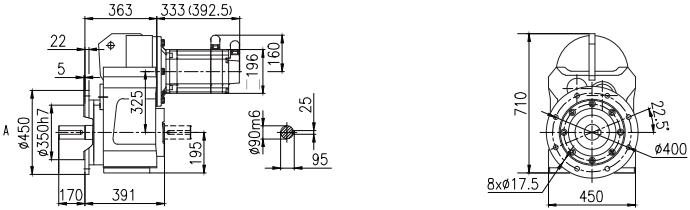
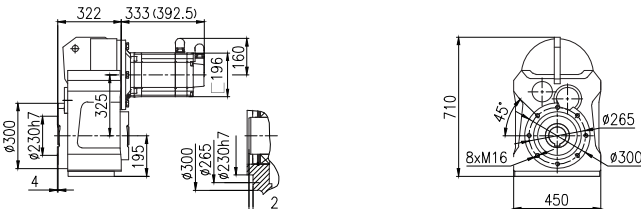
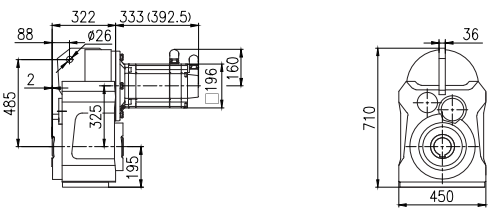
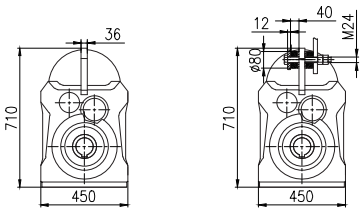
注:括号内为带制动器的伺服马达长度

F209/F309-MX100M1E15FS0外形尺寸图 (mm)

所配伺服驱动器的外形尺寸图



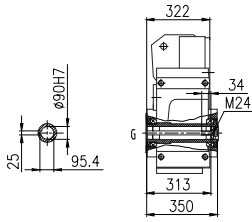
控制模块: AX-CM55-PA-PE(ProfiNet)
或AX-CM55-EA-PE(EtherCAT)
功率模块: AX-PM26-B3C11-N(不带滤波器)
或AX-PM26-B3C11-F(带滤波器)
操作模块: A1-OP25

安装形式	F210/F310-MX100M1E15FS0外形尺寸图 (mm)	
底脚安装	 <p data-bbox="305 630 511 718"> F210HA单向平键实心轴 F310HA单向平键实心轴 F210HC双向平键实心轴 F310HC双向平键实心轴 </p> <p data-bbox="771 630 868 652">底脚安装(H)</p>	
法兰安装	 <p data-bbox="305 1072 511 1161"> F210FA单向平键实心轴 F310FA单向平键实心轴 F210FC双向平键实心轴 F310FC双向平键实心轴 </p> <p data-bbox="812 1072 909 1094">法兰安装(F)</p>	
小法兰安装	 <p data-bbox="771 1504 885 1526">小法兰安装(S)</p>	
轴装式安装	 <p data-bbox="657 1935 771 1957">轴装式安装(A)</p>	 <p data-bbox="852 1935 1015 1957">带扭力臂附件安装(T)</p>

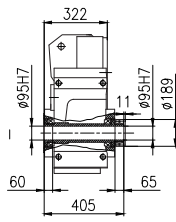
注:括号内为带制动器的伺服马达长度

F210/F310-MX100M1E15FS0外形尺寸图 (mm)

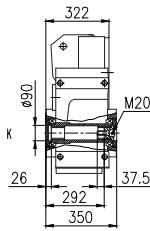
所配伺服驱动器的外形尺寸图



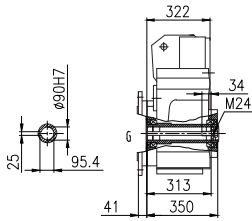
F210HG平键空心轴
F310HG平键空心轴



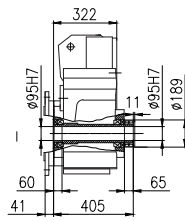
F210HI锁紧盘空心轴
F310HI锁紧盘空心轴



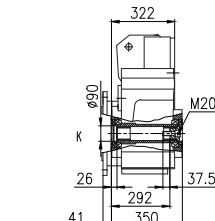
F210HK渐开线花键空心轴
F310HK渐开线花键空心轴



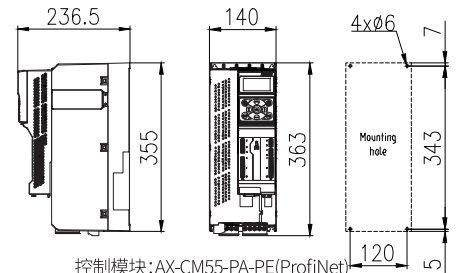
F210FG平键空心轴
F310FG平键空心轴



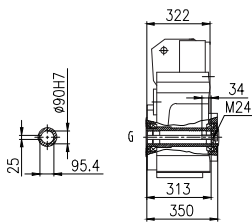
F210FI锁紧盘空心轴
F310FI锁紧盘空心轴



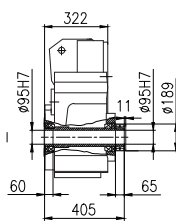
F210FK渐开线花键空心轴
F310FK渐开线花键空心轴



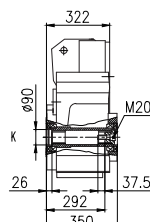
控制模块: AX-CM55-PA-PE(ProfiNet)
或AX-CM55-EA-PE(EtherCAT)
功率模块: AX-PM26-B3C11-N(不带滤波器)
或AX-PM26-B3C11-F(带滤波器)
操作模块: A1-OP25



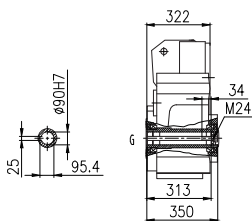
F210SG平键空心轴
F310SG平键空心轴



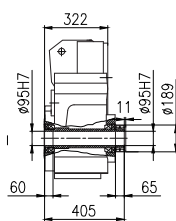
F210SI锁紧盘空心轴
F310SI锁紧盘空心轴



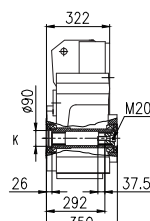
F210SK渐开线花键空心轴
F310SK渐开线花键空心轴



F210AG平键空心轴
F310AG平键空心轴
F210TG平键空心轴
F310TG平键空心轴



F210AI锁紧盘空心轴
F310AI锁紧盘空心轴
F210TI锁紧盘空心轴
F310TI锁紧盘空心轴



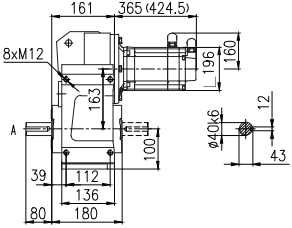
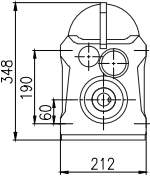
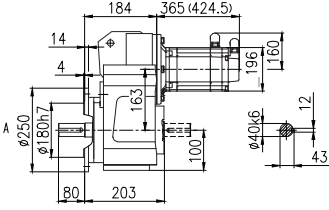
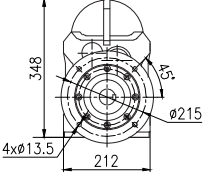
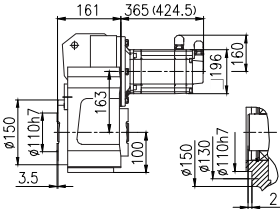
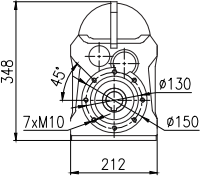
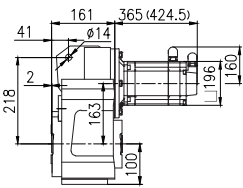
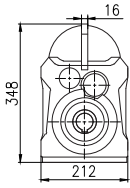
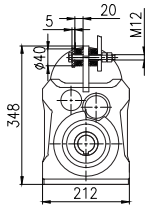
F210AK渐开线花键空心轴
F310AK渐开线花键空心轴
F210TK渐开线花键空心轴
F310TK渐开线花键空心轴

伺服马达：9.11kW 58Nm 18.4A-1500r/min

齿轮箱实际 输出转速	齿轮箱实际 输出扭矩	齿轮箱公称 减速比代号	齿轮箱公称 减速比	齿轮箱精确 减速比	齿轮箱 齿数比	齿轮箱额定 输出扭矩	齿轮箱 转动惯量	齿轮箱 背隙	齿轮箱 服务系数
n_{2N} (r/min)	T2 (N.m)	Code	i_N	i_{ex}	i_z	T_{2N}	$J \cdot 10^{-4}$ (kg.m ²)	Φ (°)	f
364	239	B40	4	4.12	1633/396	560	17	10	2.34
320	272	B45	4.5	4.69	568/121	580	13	10	2.13
288	302	B50	5	5.21	1775/341	600	11	10	1.99
278	313	B56	5.6	5.4	437/81	600	14	9	1.92
244	356	B63	6.3	6.14	608/99	660	11	9	1.85
220	395	B71	7.1	6.81	1900/279	660	9.1	9	1.67
188	462	B80	8	7.97	1219/153	700	10.2	7	1.52
231	376	B63	6.3	6.48	4489/693	900	25	9	2.39
211	412	B71	7.1	7.1	1541/217	1000	22	9	2.43
183	476	B80	8	8.2	402/49	1000	19	9	2.1
171	508	B90	9	8.75	5695/651	1000	17	8	1.97
144	603	C10	10	10.4	2491/240	1100	18	6	1.82
133	655	C11	11.2	11.3	611/54	1300	15.7	6	1.98
118	737	C13	12.5	12.7	6298/495	1400	12.9	6	1.9
108	806	C14	14	13.9	2162/155	1400	11.3	6	1.74
93.2	934	C16	16	16.1	564/35	1550	9.2	6	1.66
87.2	998	C18	18	17.2	1598/93	1550	8.4	6	1.55
112	777	C14	14	13.4	3565/266	3100	37	5	3.99
101	864	C16	16	14.9	3680/247	3100	33	5	3.59
88.8	980	C18	18	16.9	7705/456	3100	30	5	3.16
79.4	1096	C20	20	18.9	11155/589	3100	27	5	2.83
69.4	1253	C22	22.4	21.6	2875/133	3200	24	5	2.55
62.2	1398	C25	25	24.1	8470/351	3200	39	8	2.29
54.7	1589	C28	28	27.4	12100/441	3200	32	8	2.01
47.2	1844	C32	31.5	31.8	32065/1008	3200	26	8	1.74
43.2	2013	C36	35.5	34.7	39325/1134	3200	24	8	1.59
49.2	1769	C32	31.5	30.5	49536/1625	4700	57	8	2.66
44.2	1966	C36	35.5	33.9	54782/1615	4700	115	6	2.39
37.4	2326	C40	40	40.1	23177/578	4700	93	6	2.02
33.4	2604	C45	45	44.9	61103/1360	4700	84	6	1.8
31.3	2784	C50	50	48	25284/527	4700	80	6	1.69
27.3	3184	C56	56	54.9	9331/170	4700	65	6	1.48
32.8	2656	C45	45	45.8	556479/12160	8200	116	7	3.09
29.9	2906	C50	50	50.1	1001/20	8200	168	5	2.82
27.6	3149	C56	56	54.3	5159/95	8200	153	5	2.6
23.7	3677	C63	63	63.4	1078/17	8200	126	5	2.23
21.3	4077	C71	71	70.3	5621/80	8200	115	5	2.01
20.1	4321	C80	80	74.5	2310/31	8200	106	5	1.9
17.7	4913	C90	90	84.7	847/10	8200	89	5	1.67
15.8	5498	D10	100	94.8	1232/13	8200	78	5	1.49

注：启停次数≤60次/小时，服务系数f推荐1.5；启停次数≤120次/小时，服务系数f推荐1.75；启停次数>120次/小时，服务系数f推荐2以上；

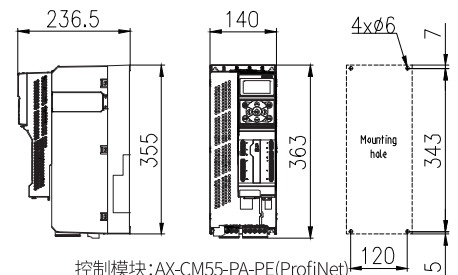
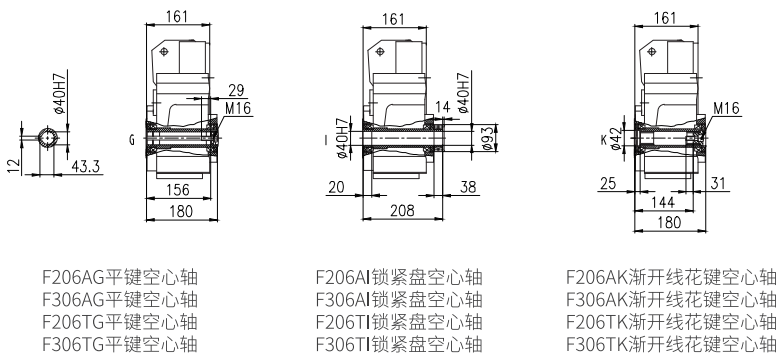
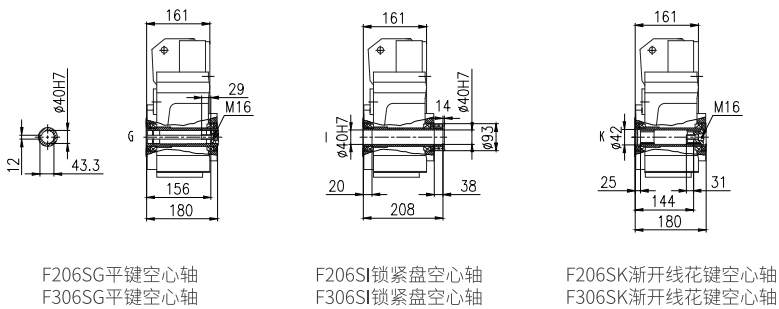
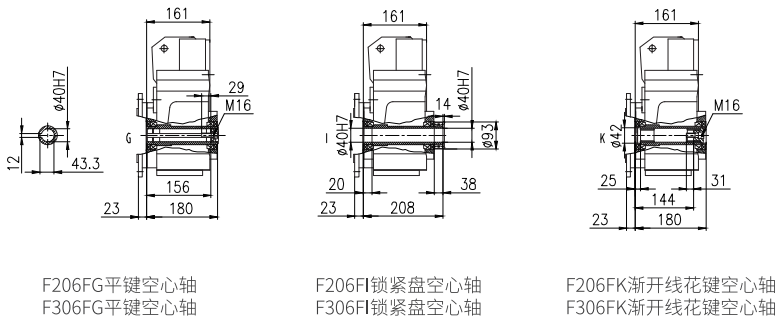
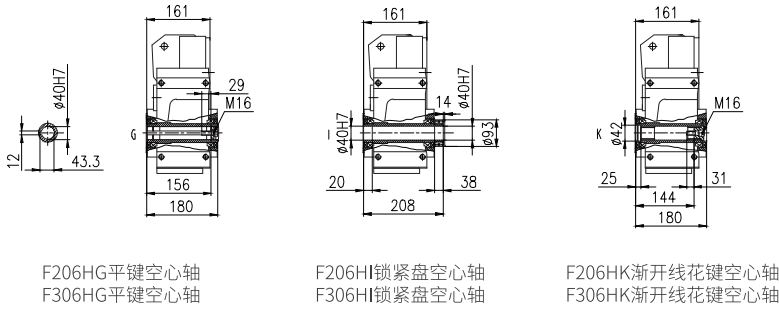
伺服齿轮马达订货号	伺服驱动器订货号			线缆配置订货号		制动电阻订货号						
	控制模块	功率模块	操作面板	伺服马达动力线	伺服马达信号线							
F206□□-B40-D□□□-MX100L1E15FS0												
F206□□-B45-D□□□-MX100L1E15FS0												
F206□□-B50-D□□□-MX100L1E15FS0												
F206□□-B56-D□□□-MX100L1E15FS0												
F206□□-B63-D□□□-MX100L1E15FS0												
F206□□-B71-D□□□-MX100L1E15FS0												
F206□□-B80-D□□□-MX100L1E15FS0												
F207□□-B63-D□□□-MX100L1E15FS0												
F207□□-B71-D□□□-MX100L1E15FS0												
F207□□-B80-D□□□-MX100L1E15FS0												
F207□□-B90-D□□□-MX100L1E15FS0												
F207□□-C10-D□□□-MX100L1E15FS0												
F207□□-C11-D□□□-MX100L1E15FS0												
F207□□-C13-D□□□-MX100L1E15FS0												
F207□□-C14-D□□□-MX100L1E15FS0												
F207□□-C16-D□□□-MX100L1E15FS0												
F207□□-C18-D□□□-MX100L1E15FS0												
F208□□-C14-D□□□-MX100L1E15FS0							AX-CM55-□□-PE	AX-PM26-B3C15-□	A1-0P25	A1-H□□-A40-□□□	A1-H17-A10-□□□	A1-H02-B50-K-C36
F208□□-C16-D□□□-MX100L1E15FS0							PA: PROFINET通讯	N: 不带滤波器		18: 无制动器		
F208□□-C18-D□□□-MX100L1E15FS0							EA: EtherCAT通讯	F: 带滤波器		16: 带制动器		
F208□□-C20-D□□□-MX100L1E15FS0												
F208□□-C22-D□□□-MX100L1E15FS0												
F308□□-C25-D□□□-MX100L1E15FS0												
F308□□-C28-D□□□-MX100L1E15FS0										动力线长度B30: 3m	信号线长度B30: 3m	
F308□□-C32-D□□□-MX100L1E15FS0										B50: 5m	B50: 5m	
F308□□-C36-D□□□-MX100L1E15FS0										B70: 7m	B70: 7m	
F309□□-C32-D□□□-MX100L1E15FS0										C10: 10m	C10: 10m	
F309□□-C36-D□□□-MX100L1E15FS0										C15: 15m	C15: 15m	
F309□□-C40-D□□□-MX100L1E15FS0										C20: 20m	C20: 20m	
F309□□-C45-D□□□-MX100L1E15FS0												
F309□□-C50-D□□□-MX100L1E15FS0												
F309□□-C56-D□□□-MX100L1E15FS0												
F310□□-C45-D□□□-MX100L1E15FS0												
F310□□-C50-D□□□-MX100L1E15FS0												
F310□□-C56-D□□□-MX100L1E15FS0												
F310□□-C63-D□□□-MX100L1E15FS0												
F310□□-C71-D□□□-MX100L1E15FS0												
F310□□-C80-D□□□-MX100L1E15FS0												
F310□□-C90-D□□□-MX100L1E15FS0												
F310□□-D10-D□□□-MX100L1E15FS0												

安装形式	F206/F306-MX100L1E15FS0外形尺寸图 (mm)	
底脚安装	 <p>F206HA单向平键实心轴 F306HA单向平键实心轴 F206HC双向平键实心轴 F306HC双向平键实心轴</p>	 <p>底脚安装(H)</p>
法兰安装	 <p>F206FA单向平键实心轴 F306FA单向平键实心轴 F206FC双向平键实心轴 F306FC双向平键实心轴</p>	 <p>法兰安装(F)</p>
小法兰安装		 <p>小法兰安装(S)</p>
轴装式安装 带扭力臂附件安装		 <p>轴装式安装(A)</p>  <p>带扭力臂附件安装(T)</p>

注:括号内为带制动器的伺服马达长度

F206/F306-MX100L1E15FS0外形尺寸图 (mm)

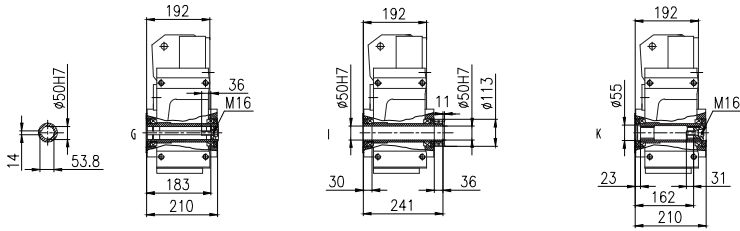
所配伺服驱动器的外形尺寸图



控制模块: AX-CM55-PA-PE(ProfiNet)
或AX-CM55-EA-PE(EtherCAT)
功率模块: AX-PM26-B3C15-N(不带滤波器)
或AX-PM26-B3C15-F(带滤波器)
操作模块: A1-OP25

F207/F307-MX100L1E15FS0外形尺寸图 (mm)

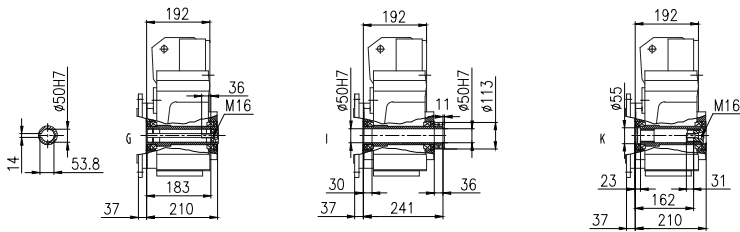
所配伺服驱动器的外形尺寸图



F207HG平键空心轴
F307HG平键空心轴

F207HI锁紧盘空心轴
F307HI锁紧盘空心轴

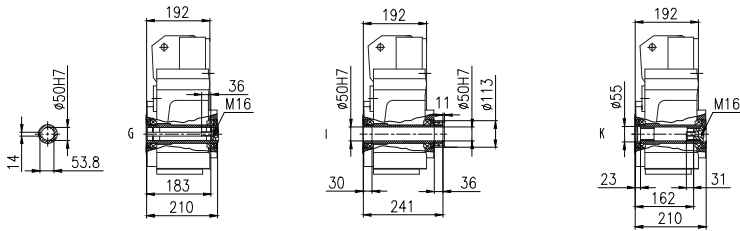
F207HK渐开线花键空心轴
F307HK渐开线花键空心轴



F207FG平键空心轴
F307FG平键空心轴

F207FI锁紧盘空心轴
F307FI锁紧盘空心轴

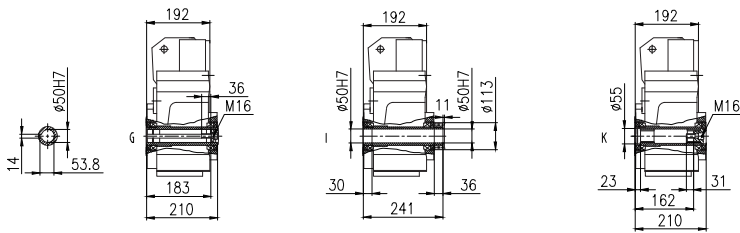
F207FK渐开线花键空心轴
F307FK渐开线花键空心轴



F207SG平键空心轴
F307SG平键空心轴

F207SI锁紧盘空心轴
F307SI锁紧盘空心轴

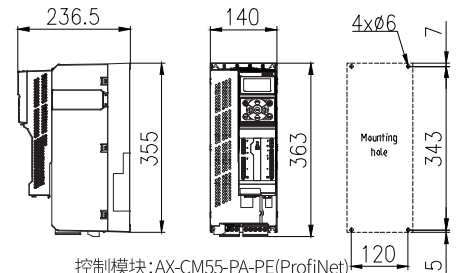
F207SK渐开线花键空心轴
F307SK渐开线花键空心轴



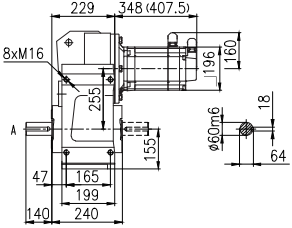
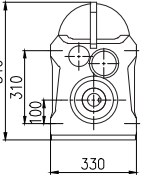
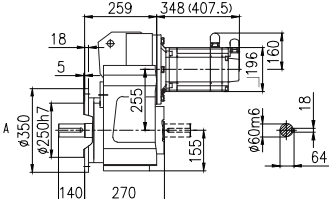
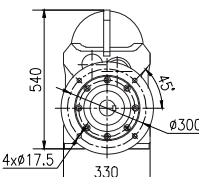
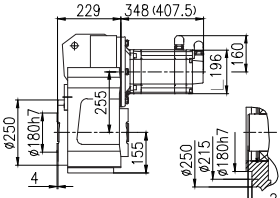
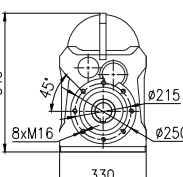
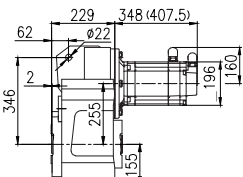
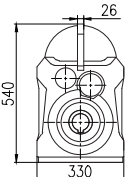
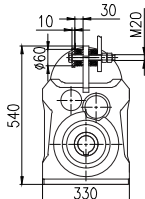
F207AG平键空心轴
F307AG平键空心轴
F207TG平键空心轴
F307TG平键空心轴

F207AI锁紧盘空心轴
F307AI锁紧盘空心轴
F207TI锁紧盘空心轴
F307TI锁紧盘空心轴

F207AK渐开线花键空心轴
F307AK渐开线花键空心轴
F207TK渐开线花键空心轴
F307TK渐开线花键空心轴



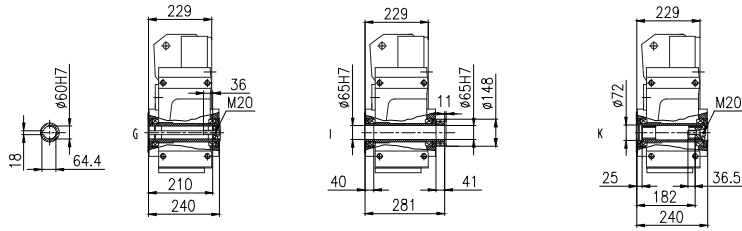
控制模块: AX-CM55-PA-PE(ProfiNet)
或AX-CM55-EA-PE(EtherCAT)
功率模块: AX-PM26-B3C15-N(不带滤波器)
或AX-PM26-B3C15-F(带滤波器)
操作模块: A1-OP25

安装形式	F208/F308-MX100L1E15FS0外形尺寸图 (mm)	
<p>底脚安装</p>	 <p>F208HA单向平键实心轴 F308HA单向平键实心轴 F208HC双向平键实心轴 F308HC双向平键实心轴</p>	 <p>底脚安装(H)</p>
<p>法兰安装</p>	 <p>F208FA单向平键实心轴 F308FA单向平键实心轴 F208FC双向平键实心轴 F308FC双向平键实心轴</p>	 <p>法兰安装(F)</p>
<p>小法兰安装</p>		 <p>小法兰安装(S)</p>
<p>轴装式安装</p>	   <p>带扭力臂附件安装</p> <p>轴装式安装(A) 带扭力臂附件安装(T)</p>	

注:括号内为带制动器的伺服马达长度

F208/F308-MX100L1E15FS0外形尺寸图 (mm)

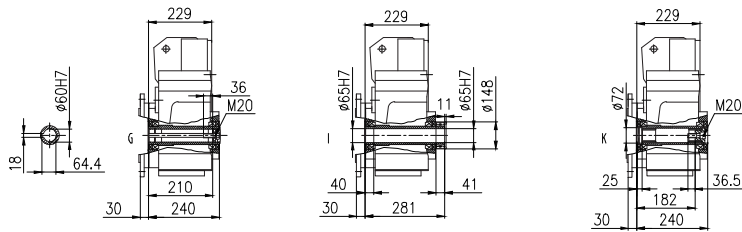
所配伺服驱动器的外形尺寸图



F208HG平键空心轴
F308HG平键空心轴

F208HI锁紧盘空心轴
F308HI锁紧盘空心轴

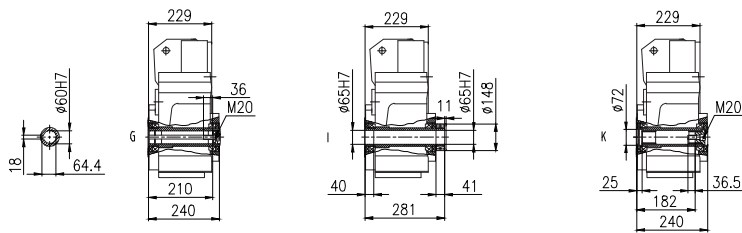
F208HK渐开线花键空心轴
F308HK渐开线花键空心轴



F208FG平键空心轴
F308FG平键空心轴

F208FI锁紧盘空心轴
F308FI锁紧盘空心轴

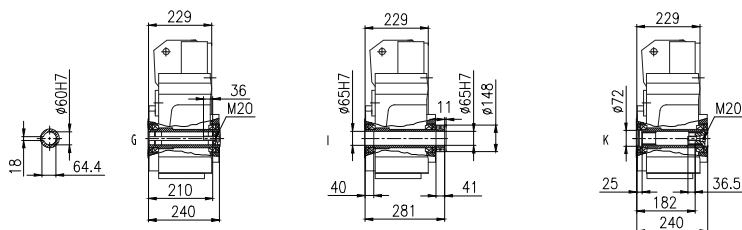
F208FK渐开线花键空心轴
F308FK渐开线花键空心轴



F208SG平键空心轴
F308SG平键空心轴

F208SI锁紧盘空心轴
F308SI锁紧盘空心轴

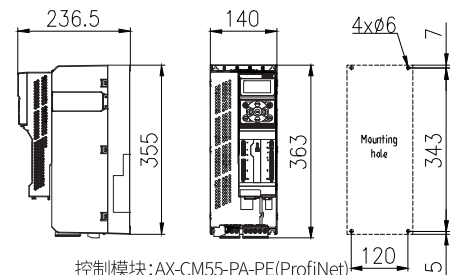
F208SK渐开线花键空心轴
F308SK渐开线花键空心轴



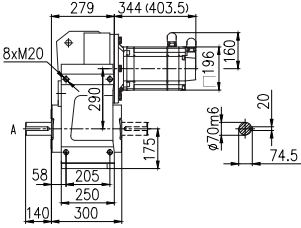
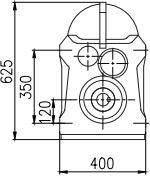
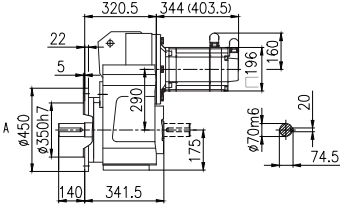
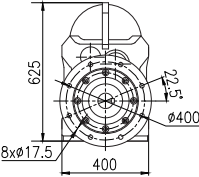
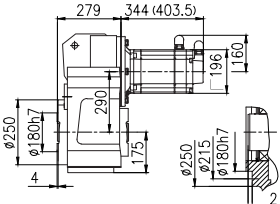
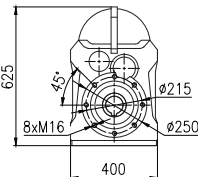
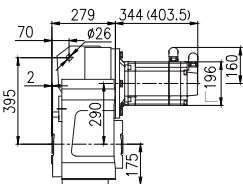
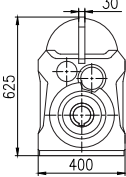
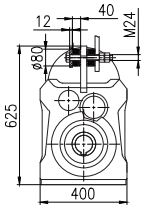
F208AG平键空心轴
F308AG平键空心轴
F208TG平键空心轴
F308TG平键空心轴

F208AI锁紧盘空心轴
F308AI锁紧盘空心轴
F208TI锁紧盘空心轴
F308TI锁紧盘空心轴

F208AK渐开线花键空心轴
F308AK渐开线花键空心轴
F208TK渐开线花键空心轴
F308TK渐开线花键空心轴



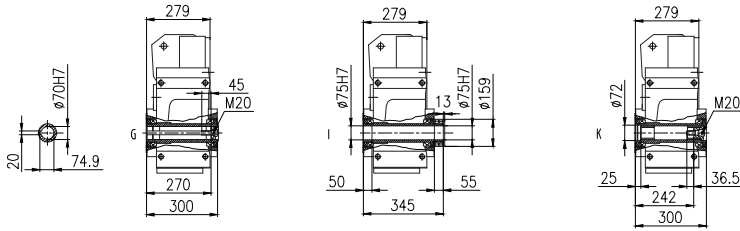
控制模块: AX-CM55-PA-PE(ProfiNet)
或AX-CM55-EA-PE(EtherCAT)
功率模块: AX-PM26-B3C15-N(不带滤波器)
或AX-PM26-B3C15-F(带滤波器)
操作模块: A1-OP25

安装形式	F209/F309-MX100L1E15FS0外形尺寸图 (mm)	
<p>底脚安装</p>	 <p>F209HA单向平键实心轴 F309HA单向平键实心轴 F209HC双向平键实心轴 F309HC双向平键实心轴</p>	 <p>底脚安装(H)</p>
<p>法兰安装</p>	 <p>F209FA单向平键实心轴 F309FA单向平键实心轴 F209FC双向平键实心轴 F309FC双向平键实心轴</p>	 <p>法兰安装(F)</p>
<p>小法兰安装</p>		 <p>小法兰安装(S)</p>
<p>轴装式安装</p>	   <p>轴装式安装(A) 带扭力臂附件安装(T)</p>	

注:括号内为带制动器的伺服马达长度

F209/F309-MX100L1E15FS0外形尺寸图 (mm)

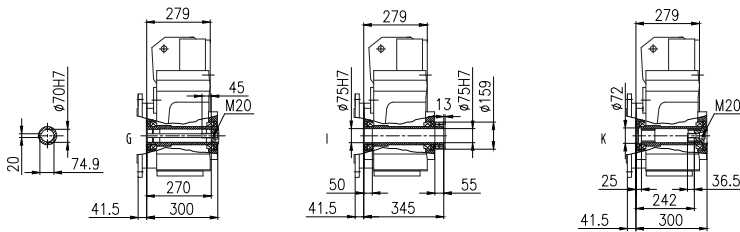
所配伺服驱动器的外形尺寸图



F209HG平键空心轴
F309HG平键空心轴

F209HI锁紧盘空心轴
F309HI锁紧盘空心轴

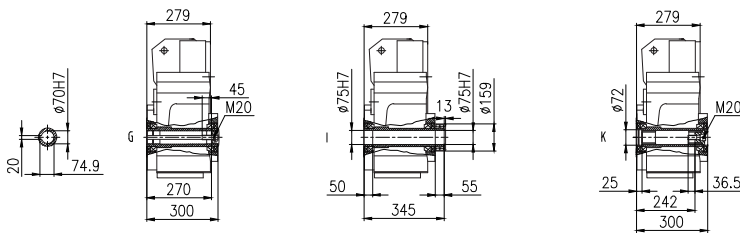
F209HK渐开线花键空心轴
F309HK渐开线花键空心轴



F209FG平键空心轴
F309FG平键空心轴

F209FI锁紧盘空心轴
F309FI锁紧盘空心轴

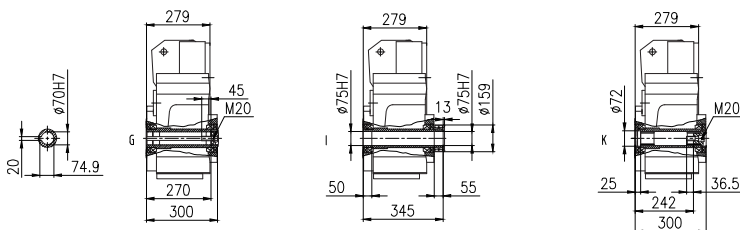
F209FK渐开线花键空心轴
F309FK渐开线花键空心轴



F209SG平键空心轴
F309SG平键空心轴

F209SI锁紧盘空心轴
F309SI锁紧盘空心轴

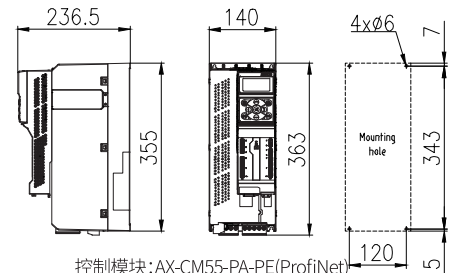
F209SK渐开线花键空心轴
F309SK渐开线花键空心轴



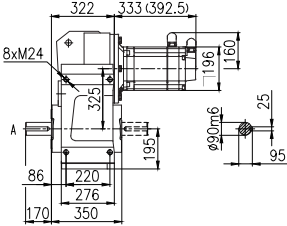
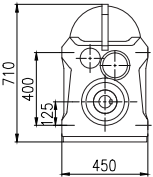
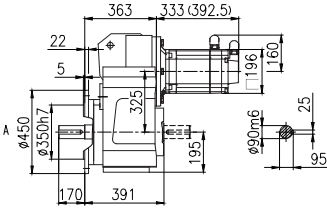
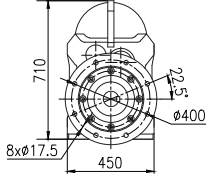
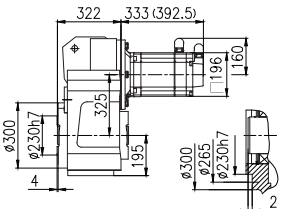
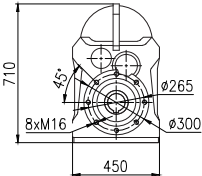
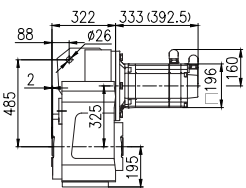
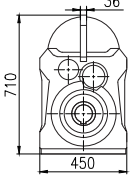
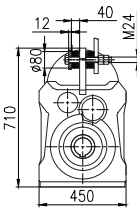
F209AG平键空心轴
F309AG平键空心轴
F209TG平键空心轴
F309TG平键空心轴

F209AI锁紧盘空心轴
F309AI锁紧盘空心轴
F209TI锁紧盘空心轴
F309TI锁紧盘空心轴

F209AK渐开线花键空心轴
F309AK渐开线花键空心轴
F209TK渐开线花键空心轴
F309TK渐开线花键空心轴



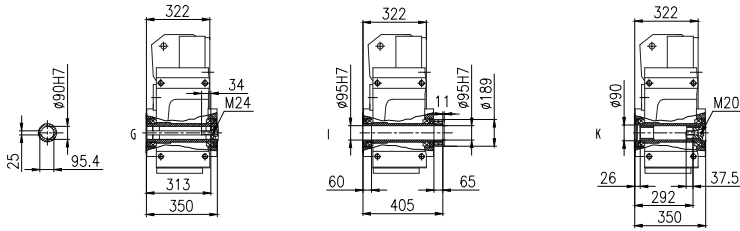
控制模块: AX-CM55-PA-PE(ProfiNet)
或AX-CM55-EA-PE(EtherCAT)
功率模块: AX-PM26-B3C15-N(不带滤波器)
或AX-PM26-B3C15-F(带滤波器)
操作模块: A1-OP25

安装形式	F210/F310-MX100L1E15FS0外形尺寸图 (mm)	
底脚安装	 <p>F210HA单向平键实心轴 F310HA单向平键实心轴 F210HC双向平键实心轴 F310HC双向平键实心轴</p>	 <p>底脚安装(H)</p>
法兰安装	 <p>F210FA单向平键实心轴 F310FA单向平键实心轴 F210FC双向平键实心轴 F310FC双向平键实心轴</p>	 <p>法兰安装(F)</p>
小法兰安装		 <p>小法兰安装(S)</p>
轴装式安装	   <p>带扭力臂附件安装(T)</p>	

注:括号内为带制动器的伺服马达长度

F210/F310-MX100L1E15FS0外形尺寸图 (mm)

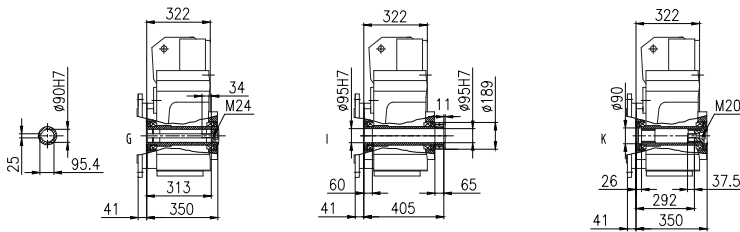
所配伺服驱动器的外形尺寸图



F210HG平键空心轴
F310HG平键空心轴

F210HI锁紧盘空心轴
F310HI锁紧盘空心轴

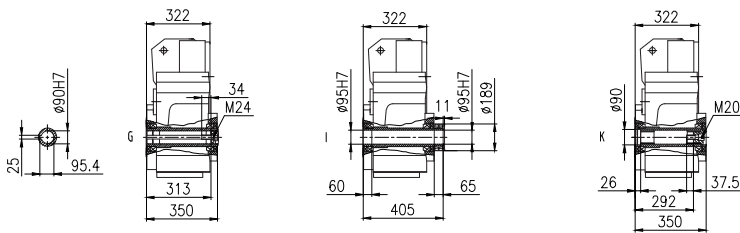
F210HK渐开线花键空心轴
F310HK渐开线花键空心轴



F210FG平键空心轴
F310FG平键空心轴

F210FI锁紧盘空心轴
F310FI锁紧盘空心轴

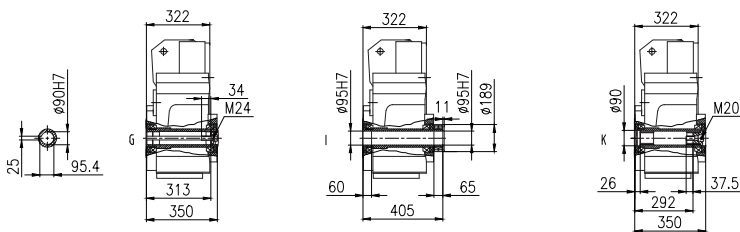
F210FK渐开线花键空心轴
F310FK渐开线花键空心轴



F210SG平键空心轴
F310SG平键空心轴

F210SI锁紧盘空心轴
F310SI锁紧盘空心轴

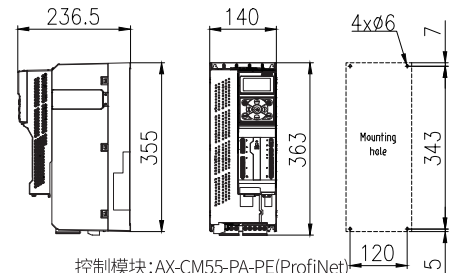
F210SK渐开线花键空心轴
F310SK渐开线花键空心轴



F210AG平键空心轴
F310AG平键空心轴
F210TG平键空心轴
F310TG平键空心轴

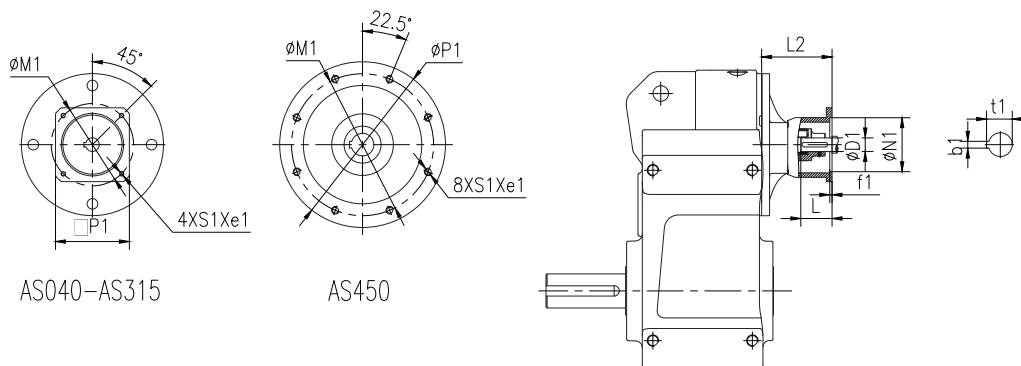
F210AI锁紧盘空心轴
F310AI锁紧盘空心轴
F210TI锁紧盘空心轴
F310TI锁紧盘空心轴

F210AK渐开线花键空心轴
F310AK渐开线花键空心轴
F210TK渐开线花键空心轴
F310TK渐开线花键空心轴



控制模块: AX-CM55-PA-PE(ProfiNet)
或AX-CM55-EA-PE(EtherCAT)
功率模块: AX-PM26-B3C15-N(不带滤波器)
或AX-PM26-B3C15-F(带滤波器)
操作模块: A1-OP25

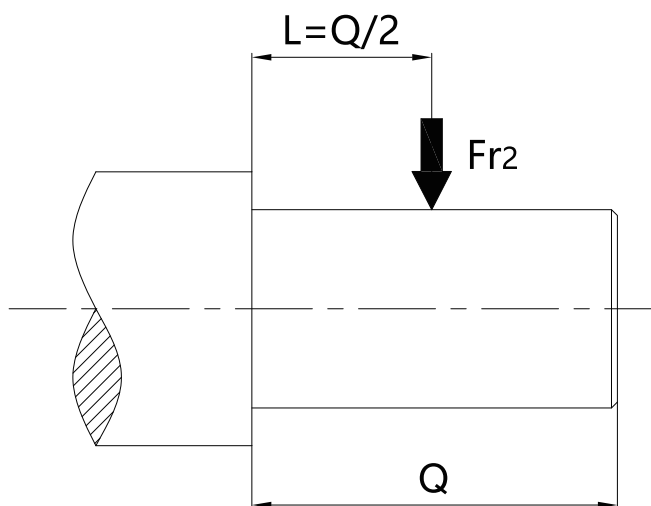
4.AS输入法兰尺寸



规格	法兰型号	适用速比范围	e1	D1	N1	M1	P1	f1	b1	t1	L	S1	L2
F202 F302	AS040	4-112	4	8H7	30H7	46	78	4	2	9	25	M4	70
	AS055	4-112	4	9H7	40H7	63	78	4	3	10.4	25	M5	70
	AS060	4-112	10	14H7	50H7	70	60	4	5	16.3	30	M5	114
	AS070	4-112	10	14H7	60H7	75	70	4	5	16.3	30	M5	114
	AS080	4-112	10	19H7	70H7	90	80	4	6	21.8	35	M6	120
	AS090	4-112	10	19H7	80H7	100	90	4	6	21.8	40	M6	125
	AS100	4-63	14	19H7	95H7	115	100	4	6	21.8	45	M8	122
	AS125	4-63	15	24H7	110H7	130	130	5	8	27	50	M8	133
F203 F303	AS140	4-63	15	24H7	110H7	145	130	6.5	8	27	55	M8	133
	AS040	4-125	4	8H7	30H7	46	78	4	2	9	25	M4	70
	AS055	4-125	4	9H7	40H7	63	78	4	3	10.4	25	M5	70
	AS060	4-125	10	14H7	50H7	70	60	4	5	16.3	30	M5	114
	AS070	4-125	10	14H7	60H7	75	70	4	5	16.3	30	M5	114
	AS080	4-125	10	19H7	70H7	90	80	4	6	21.8	35	M6	120
	AS090	4-125	10	19H7	80H7	100	90	4	6	21.8	40	M6	125
	AS100	4-71	14	19H7	95H7	115	100	4	6	21.8	45	M8	122
F204 F304	AS125	4-71	15	24H7	110H7	130	130	5	8	27	50	M8	133
	AS140	4-71	15	24H7	110H7	145	130	6.5	8	27	55	M8	133
	AS060	4.5-160	10	14H7	50H7	70	60	4	5	16.3	30	M5	116
	AS070	4.5-160	10	14H7	60H7	75	70	4	5	16.3	30	M5	116
	AS080	4.5-160	10	19H7	70H7	90	80	4	6	21.8	35	M6	122
	AS090	4.5-160	10	19H7	80H7	100	90	4	6	21.8	40	M6	127
	AS100	4.5-100	14	19H7	95H7	115	100	4	6	21.8	45	M8	124
	AS125	4.5-100	15	24H7	110H7	130	130	5	8	27	50	M8	135
F205 F305	AS140	4.5-100	15	24H7	110H7	145	130	6.5	8	27	55	M8	135
	AS160	4.5-100	15	32H7	130H7	165	155	5	10	35.3	60	M10	190
	AS060	4-140	10	14H7	50H7	70	60	4	5	16.3	30	M5	116
	AS070	4-140	10	14H7	60H7	75	70	4	5	16.3	30	M5	116
	AS080	4-140	10	19H7	70H7	90	80	4	6	21.8	35	M6	122
	AS090	4-140	10	19H7	80H7	100	90	4	6	21.8	40	M6	127
	AS100	4-80	14	19H7	95H7	115	100	4	6	21.8	45	M8	124
	AS125	4-80	15	24H7	110H7	130	130	5	8	27	50	M8	135
F206 F306	AS140	4-80	15	24H7	110H7	145	130	6.5	8	27	55	M8	135
	AS160	4-80	15	32H7	130H7	165	155	5	10	35.3	60	M10	190
	AS060	4-200	10	14H7	50H7	70	60	4	5	16.3	30	M5	116
	AS070	4-200	10	14H7	60H7	75	70	4	5	16.3	30	M5	116
	AS080	4-200	10	19H7	70H7	90	80	4	6	21.8	35	M6	122
	AS090	4-200	10	19H7	80H7	100	90	4	6	21.8	40	M6	127
	AS100	4-112	14	19H7	95H7	115	100	4	6	21.8	45	M8	124
	AS125	4-112	15	24H7	110H7	130	130	5	8	27	50	M8	135
	AS140	4-112	15	24H7	110H7	145	130	6.5	8	27	55	M8	135
	AS160	4-112	15	32H7	130H7	165	155	5	10	35.3	60	M10	190
F206 F306	AS180	4-35.5	16	35H7	114.3H7	200	180	7	10	38.3	80	M12	220
	AS190	4-35.5	18	38H7	180H7	215	190	6	10	41.3	80	M12	220

规格	法兰型号	适用速比范围	e1	D1	N1	M1	P1	f1	b1	t1	L	S1	L2
F207 F307	AS060	20-250	10	14H7	50H7	70	60	4	5	16.3	30	M5	108
	AS070	20-250	10	14H7	60H7	75	70	4	5	16.3	30	M5	108
	AS080	20-250	10	19H7	70H7	90	80	4	6	21.8	35	M6	114
	AS090	20-250	10	19H7	80H7	100	90	4	6	21.8	40	M6	119
	AS100	4-160	14	19H7	95H7	115	100	4	6	21.8	45	M8	116
	AS125	4-160	15	24H7	110H7	130	130	5	8	27	50	M8	127
	AS140	4-160	15	24H7	110H7	145	130	6.5	8	27	55	M8	127
	AS160	4-160	15	32H7	130H7	165	155	5	10	35.3	60	M10	180
	AS180	4-71	16	35H7	114.3H7	200	180	7	10	38.3	80	M12	210
F208 F308	AS190	4-71	18	38H7	180H7	215	190	6	10	41.3	80	M12	210
	AS240	4-71	28	38H7	230H7	265	240	5	10	41.3	80	M12	210
	AS070	112-250	10	14H7	60H7	75	70	4	5	16.3	30	M5	105
	AS080	112-250	10	19H7	70H7	90	80	4	6	21.8	35	M6	111
	AS090	112-250	10	19H7	80H7	100	90	4	6	21.8	40	M6	116
	AS100	4-200	14	19H7	95H7	115	100	4	6	21.8	45	M8	113
	AS125	4-200	15	24H7	110H7	130	130	5	8	27	50	M8	124
	AS140	4-200	15	24H7	110H7	145	130	6.5	8	27	55	M8	124
	AS160	4-200	15	32H7	130H7	165	155	5	10	35.3	60	M10	170
F209 F309	AS180	4-100	16	35H7	114.3H7	200	180	7	10	38.3	80	M12	203
	AS190	4-100	18	38H7	180H7	215	190	6	10	41.3	80	M12	203
	AS240	4-100	28	38H7	230H7	265	240	5	10	41.3	80	M12	203
	AS260	4-100	40	48H7	250H7	300	260	6	14	51.8	110	M16	272
	AS160	4-250	15	32H7	130H7	165	155	5	10	35.3	60	M10	171
	AS180	4-140	16	35H7	114.3H7	200	180	7	10	38.3	80	M12	202
F210 F310	AS190	4-140	18	38H7	180H7	215	190	6	10	41.3	80	M12	202
	AS240	4-140	28	38H7	230H7	265	240	5	10	41.3	80	M12	202
	AS260	4-140	40	48H7	250H7	300	260	6	14	51.8	110	M16	271
	AS315	4-100	40	55H7	300H7	350	315	6	16	59.3	110	M16	327
	AS160	16-224	15	32H7	130H7	165	155	5	10	35.3	60	M10	161
F212 F312	AS180	5-140	16	35H7	114.3H7	200	180	7	10	38.3	80	M12	189
	AS190	5-140	18	38H7	180H7	215	190	6	10	41.3	80	M12	189
	AS240	5-140	28	38H7	230H7	265	240	5	10	41.3	80	M12	189
	AS260	5-140	40	48H7	250H7	300	260	6	14	51.8	110	M16	258
	AS315	5-112	40	55H7	300H7	350	315	6	16	59.3	110	M16	327
F215 F315	AS180	5-180	16	35H7	114.3H7	200	180	7	10	38.3	80	M12	175
	AS190	5-180	18	38H7	180H7	215	190	6	10	41.3	80	M12	175
	AS240	5-180	28	38H7	230H7	265	240	5	10	41.3	80	M12	175
	AS260	5-180	40	48H7	250H7	300	260	6	14	51.8	110	M16	244
	AS315	5-140	40	55H7	300H7	350	315	6	16	59.3	110	M16	316
	AS450	5-112	30	55H7	350H7	400	450	6	16	59.3	140	M16	343
F215 F315	AS260	14-180	40	48H7	250H7	300	260	6	14	51.8	110	M16	234
	AS315	6.3-125	40	55H7	300H7	350	315	6	16	59.3	110	M16	298
	AS450	6.3-100	30	55H7	350H7	400	450	6	16	59.3	140	M16	325

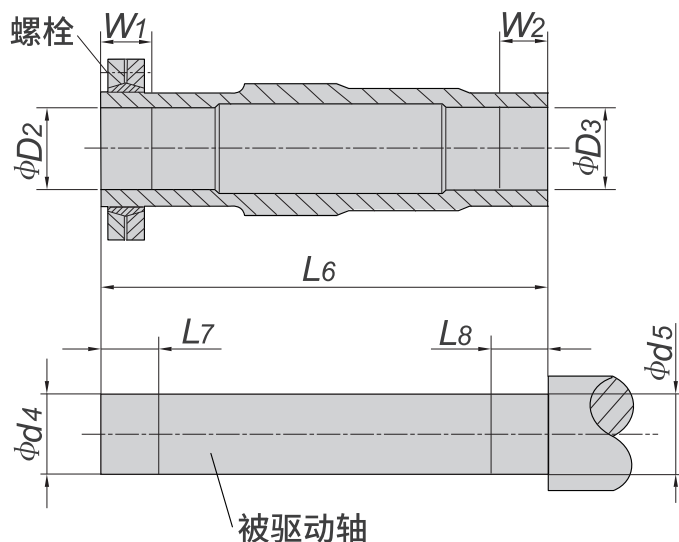
5. 允许的输出轴径向力Fr2(N)



n_{2N} (r/min)	Fr2 (N)								
	F202 F302	F203 F303	F204 F304	F205 F305	F206 F306	F207 F307	F208 F308	F209 F309	F210 F310
315~425	1281	1827	2079	3986	7641	9140	9210	9380	/
280~315	1334	1908	2115	4104	7965	9320	9480	9540	14000
224~280	1378	1971	2151	4220	8280	9510	9770	10080	15300
200~224	1423	2043	2223	4396	8694	9700	10060	10080	18990
180~200	1448	2115	2277	4549	9090	9890	10360	10530	20880
160~180	1478	2115	2646	5095	9810	10090	10670	11520	21600
140~160	1548	2214	2925	5478	10260	10290	11000	12240	22500
125~140	1623	2322	3096	5357	9270	10500	11320	12240	20610
112~125	1695	2475	3366	5586	9270	10710	11660	12250	21870
100~112	1745	2547	3555	5741	9270	10920	12010	13000	22050
90~100	1892	2763	3888	6003	9270	11140	12370	13760	22700
80~90	1961	2862	4005	6093	9270	11370	12740	14590	24300
71~80	2090	3051	4293	6308	9270	11600	13130	15460	25290
63~71	2157	3150	4527	6478	9270	11820	13520	16400	27000
56~63	2410	3519	4923	6755	9270	12060	13930	17380	28980
45~56	2503	3654	5247	6974	9270	12300	14340	18420	30330
40~45	2644	3861	5328	7028	9270	12550	14770	19520	34470
35.5~40	2644	3861	5328	7028	9270	12800	15220	23400	35550
31.5~35.5	2644	3861	5328	7028	9270	13050	15670	21240	37800
28~31.5	2644	3861	5328	7028	9270	13320	16150	23220	39150
25~28	2644	3861	5328	7028	9270	13580	16630	23220	41820
22.4~25	2644	3861	5328	7028	9270	13850	17130	26100	43020
≤22.4	2644	3861	5328	7028	9270	14130	17640	26910	44820

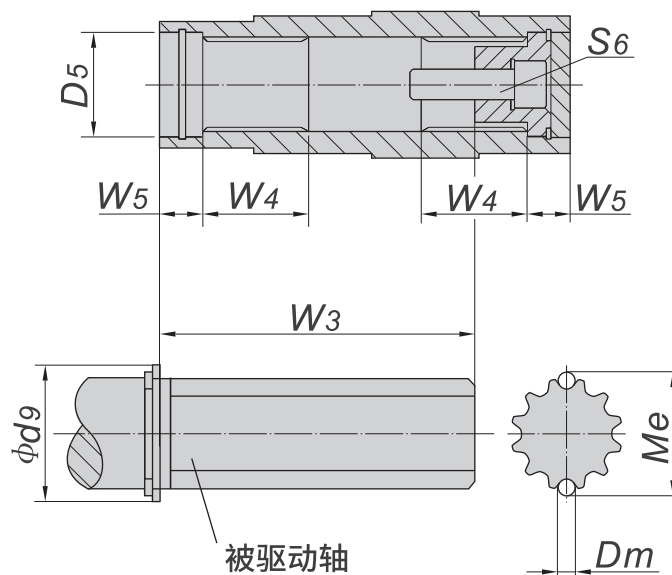
6.被驱动轴推荐尺寸 (mm)

6.1 锁紧盘



规格	D2	D3	d4	d5	L6	L7	L8	W1	W2	锁紧盘型号	锁紧盘螺栓	锁紧盘重量 (kg)
F202 F302	25H7	25H7	25h6	25h6	128	35	35	30	30	SP2-36×72	M6	0.5
F203 F303	30H7	30H7	30h6	30h6	146	35	25	30	20	SP2-44×80	M6	0.6
F204 F304	35H7	35H7	35h6	35h6	177	35	25	30	20	SP2-44×80	M6	0.6
F205 F305	40H7	40H7	40h6	40h6	195	40	30	35	25	SP2-50×90	M6	0.8
F206 F306	40H7	40H7	40h6	40h6	208	43	25	38	20	SP2-50×90	M6	0.8
F207 F307	50H7	50H7	50h6	50h6	241	41	35	36	30	SP2-62×110	M6	1.3
F208 F308	65H7	65H7	65h6	65h6	281	46	45	41	40	SP2-80×145	M8	1.9
F209 F309	75H7	75H7	75h6	75h6	345	60	55	55	50	SP2-90×155	M8	3.3
F210 F310	95H7	95H7	95h6	95h6	405	75	70	65	60	SP2-110×185	M10	5.9

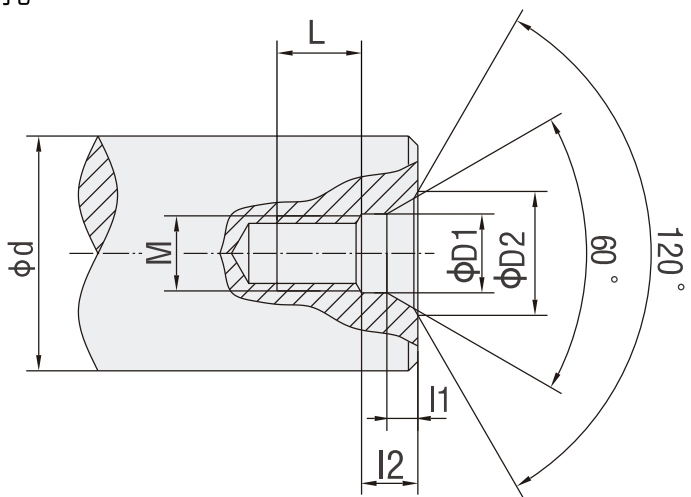
6.2 花键轴



规格	D5	Dm	d9	Me	W3	W4	W5	S6
F202 F302	32	2.25	36	20.28	72	25	18	M10×30
F203 F303	37	2.25	42	25.28	85	25	18	M10×30
F204 F304	37	3.5	42	27.71	115	32	18	M10×30
F205 F305	42	3.5	47	27.71	125	42	25	M16×40
F206 F306	42	3.5	47	27.71	140	42	25	M16×40
F207 F307	55	3.5	62	42.62	160	52	23	M16×50
F208 F308	72	3.5	82	57.65	180	62	25	M20×60
F209 F309	72	3.5	90	62.66	240	72	25	M20×60
F210 F310	90	5.25	105	73.92	290	89	26	M20×60

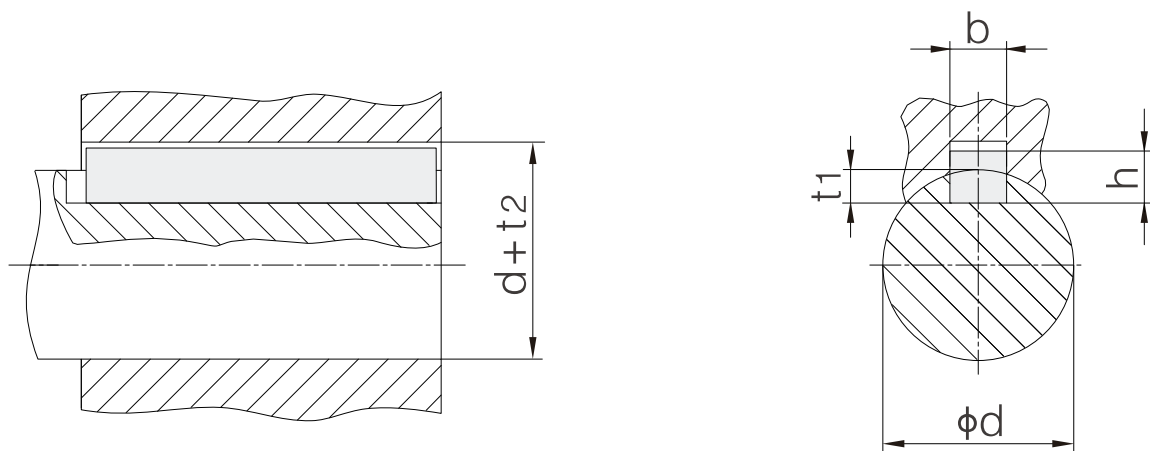
7.轴端中心孔尺寸(mm)

轴端C型螺纹中心孔



d	M	L	I2	I1	D1	D2
$7 < d \leq 10$	M3	10	2.6	1.8	3.2	5.8
$10 < d \leq 13$	M4	10	3.2	2.1	4.3	7.4
$13 < d \leq 16$	M5	10	4	2.4	5.3	8.8
$16 < d \leq 21$	M6	12	5	2.8	6.4	10.5
$21 < d \leq 24$	M8	12	6	3.3	8.4	13.2
$24 < d \leq 30$	M10	15	7.5	3.8	10.5	16.3
$30 < d \leq 38$	M12	20	9.5	4.4	13	19.8
$38 < d \leq 50$	M16	25	12	5.2	17	25.3
$50 < d \leq 85$	M20	30	15	6.4	21	31.3
$85 < d \leq 130$	M24	35	18	8	25	38
$130 < d \leq 225$	M30	45	18	11	31	48

8.平键与键槽的尺寸(mm)



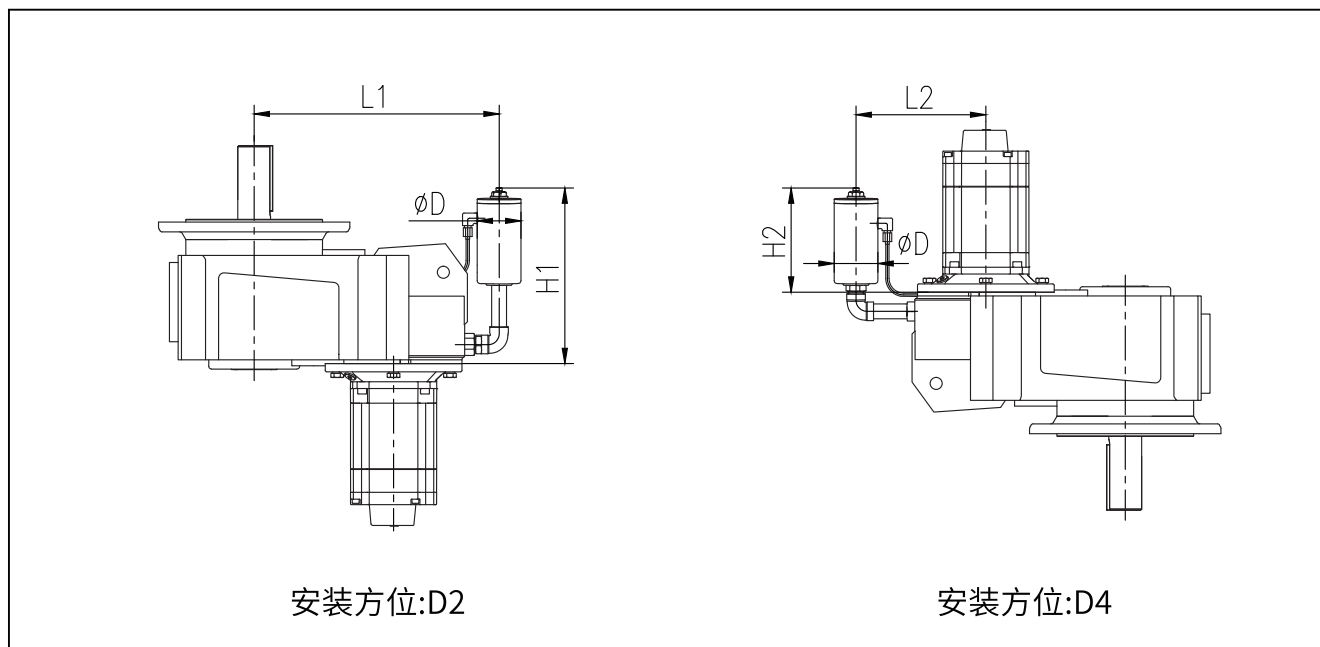
d	b	h	t ₁	d + t ₂
8 < d ≤ 10	3	3	1.8	d + 1.4
10 < d ≤ 12	4	4	2.5	d + 1.8
12 < d ≤ 17	5	5	3	d + 2.3
17 < d ≤ 22	6	6	3.5	d + 2.8
22 < d ≤ 30	8	7	4	d + 3.3
30 < d ≤ 38	10	8	5	d + 3.3
38 < d ≤ 44	12	8	5	d + 3.3
44 < d ≤ 50	14	9	5.5	d + 3.8
50 < d ≤ 58	16	10	6	d + 4.3
58 < d ≤ 65	18	11	7	d + 4.4
65 < d ≤ 75	20	12	7.5	d + 4.9
75 < d ≤ 85	22	14	9	d + 5.4
85 < d ≤ 95	25	14	9	d + 5.4
95 < d ≤ 110	28	16	10	d + 6.4
110 < d ≤ 130	32	18	11	d + 7.4
130 < d ≤ 150	36	20	12	d + 8.4
150 < d ≤ 170	40	22	13	d + 9.4
170 < d ≤ 200	45	25	15	d + 10.4
200 < d ≤ 230	50	28	17	d + 11.4
230 < d ≤ 260	56	32	20	d + 12.4

9. 可选附件和指定配置

9.1 补偿油箱（代号6）

齿轮马达在以下工况时建议采用补偿油箱浸油润滑。

1. 在安装方位为D2时，出厂已配置补偿油箱。
2. 在安装方位为D4且长时间连续运转时，建议配置补偿油箱。

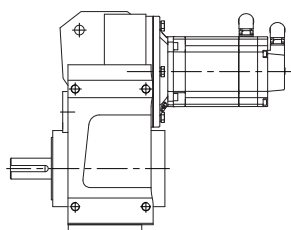


规格	D	L1	H1	L2	H2
F202 F302	42	225	220	275	110
F203 F303	42	240	215	290	115
F204 F304	42	280	220	325	110
F205 F305	42	280	220	330	115
F206 F306	42	310	220	360	110
F207 F307	80	400	370	505	200
F208 F308	80	480	375	585	200
F209 F309	80	550	385	655	185
F210 F310	120	670	475	760	280

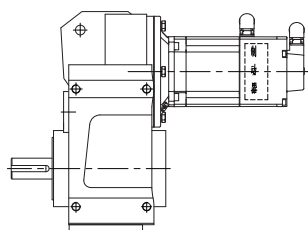
10. 润滑油 (L)

安装方位 型号	D1	D2	D3	D4	D5	D6
F202 F302	0.7	0.9	1	1	0.9	0.8
F203 F303	1.2	1.4	1.3	1.5	1.3	1.1
F204 F304	1.8	2.1	2.2	2.3	2.2	1.9
F205 F305	2.1	2.8	2.5	2.9	2.4	2.3
F206 F306	3.1	3.9	4.1	4.2	3.9	3.3
F207 F307	5.8	7.8	7.6	8.6	7.2	6.8
F208 F308	10.9	14.8	13.7	14.7	13.2	11.3
F209 F309	20	28	27	26	24	21
F210 F310	25	37	35	36	32	27

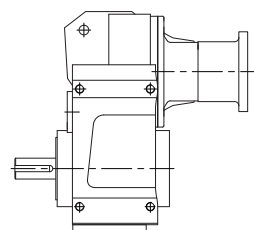
11.重量表 (Kg)



F202~F210
+ 伺服马达 (不带制动器)
F302~F310



F202~F210
+ 伺服马达 (带制动器)
F302~F310



F202~F215
+ AS输入法兰
F302~F315

齿轮箱重量表 (Kg)

规格	F202 F302	F203 F303	F204 F304	F205 F305	F206 F306	F207 F307
重量	12	16	20	26	36	60
规格	F208 F308	F209 F309	F210 F310	F212 F312	F215 F315	
重量	107	189	270	454	780	

直联MX伺服马达重量表 (Kg)

机座号	028S	036S	048S	063M	080M	100M	100L
额定功率 (kW)	0.28	0.47	1	2.05	3.98	6.6	9.11
不带制动器	2	3	6	16	27	55	72
带制动器	3	4	7	17	29	60	76

AS输入法兰重量表 (Kg)

规格	AS040	AS055	AS060	AS070	AS080	AS090	AS100	AS125
重量	3	3	4	5	5	5	6	7
规格	AS140	AS160	AS180	AS190	AS240	AS260	AS315	AS450
重量	6	13	24	25	30	70	95	112

12. 驱动器概述

AX精准系列伺服驱动器是专为高性能伺服应用设计的模块化伺服驱动器，具有统一的控制模块，和适配不同功率伺服马达的功率模块及一些可选附件组成，灵活的模块化为使用者的系统设计及应用提供更丰富的选择。

AX伺服驱动器配合MX永磁同步伺服马达，可以做到精准的位置、速度、扭矩控制，AX伺服驱动器也可以驱动博能异步马达，实现精确的异步伺服控制。

AX精准系列伺服驱动器由三部分组成：



操作面板(OP25)或上位机调试软件BonengDrivesoft: 操作面板或上位机调试软件可以为用户提供方便快捷的参数设定方法，支持汉字显示，更简单易懂的信息反馈，及高级示波器检测诊断功能。

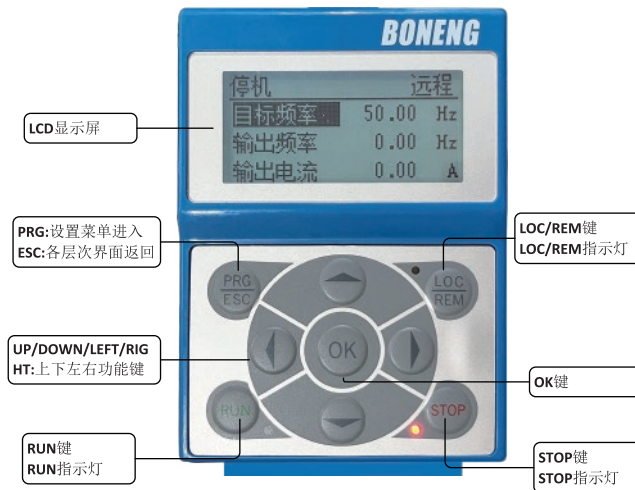
控制模块(CM55): 控制模块为用户提供丰富的控制接口，输入输出端子，模拟信号，及通讯等，且通过多种方式可对所接入的马达进行控制和监视。

功率模块(PM26): 书本型功率模块功率范围从0.75kW-132kW，支持多种控制模块，使马达调速变得简单且灵活，且包含了完备的驱动器保护功能。

13.驱动器操作面板

13.1操作面板概述

操作面板OP25为驱动器调试提供更加灵活的调试诊断方式，AX系列伺服驱动器可以通过PC及上位机进行调试，也可以使用OP25进行快捷调试。



13.2 操作面板订货型号为：A1-OP25

14. 驱动器控制模块

14.1 控制模块概述

CM55模块是专为伺服系统应用而设计的控制模块，支持PROFINET和EtherCAT总线通讯，使用者可根据自己的通讯系统选择不同型号的控制模块。



CM55控制模块

14.2 控制模块型号表示方法



控制模块订货号：

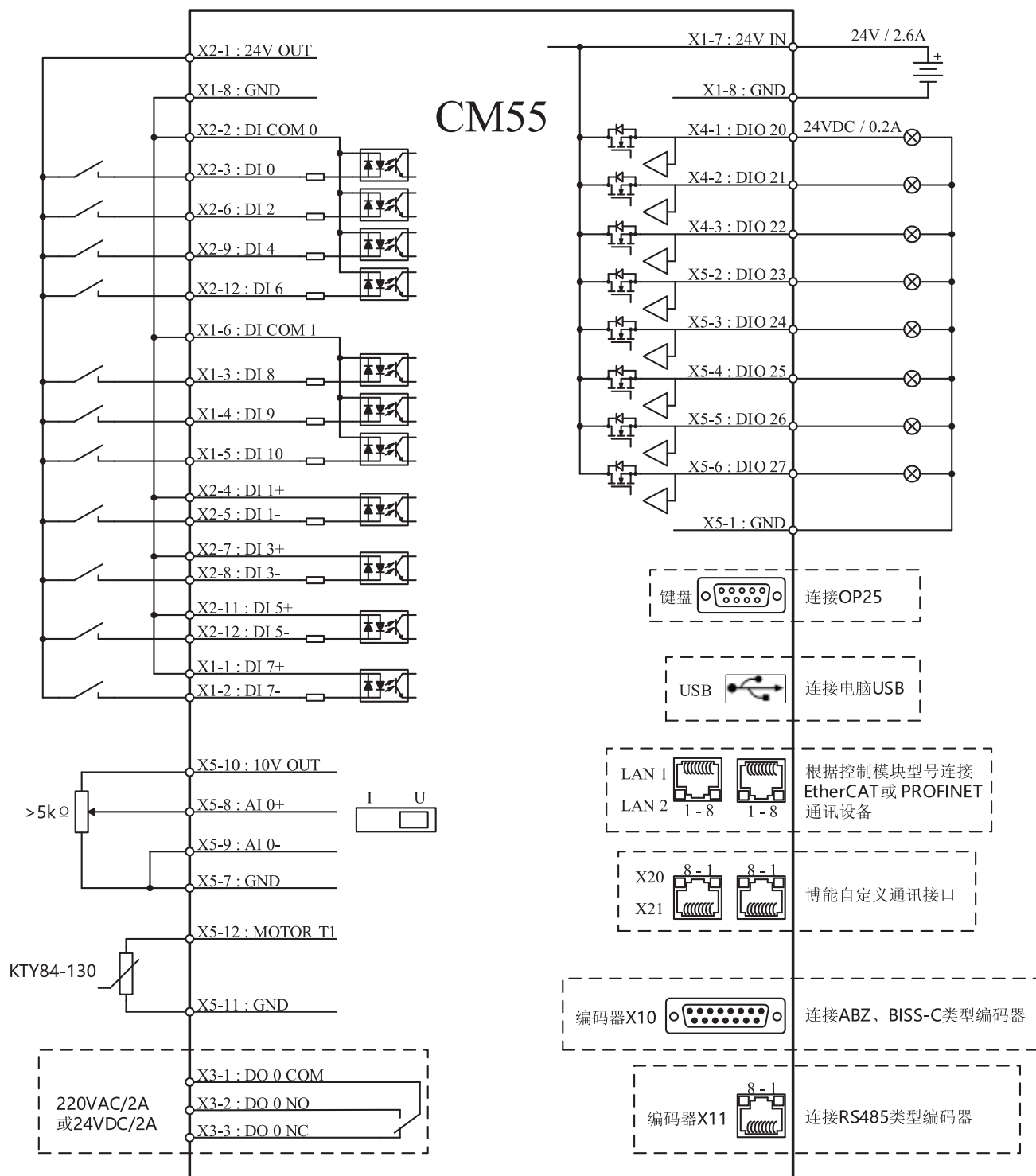
型号	接口类型描述
AX-CM55-EA-PE	支持EtherCAT及博能自定义DriveLink通讯，增量/绝对式光电编码器
AX-CM55-PA-PE	支持PROFINET及博能自定义DriveLink通讯，增量/绝对式光电编码器

14.3 控制模块技术参数

功能	技术数据
总线接口	AX-CM55-PA-PE <ul style="list-style-type: none"> 支持PROFINET、DriveLink RJ45接口
	AX-CM55-EA-PE <ul style="list-style-type: none"> 支持EtherCAT、DriveLink RJ45接口
工作电源	功率模块供电 <ul style="list-style-type: none"> 数字量输入/输出端子作为输出使用时需外接24V电源
	外部端子供电 <ul style="list-style-type: none"> 电压范围: DC 20.8 ... 28.8V 最大电流: 2.6A
输出电源	+24V输出 <ul style="list-style-type: none"> 电压范围: DC 18V ... 26.8V 最大电流: 200mA
	+10V输出 <ul style="list-style-type: none"> 电压范围: DC 9.5V ... 10.5V 最大电流: 40mA
	DB15接口编码器电源 <ul style="list-style-type: none"> 电压: DC 5V或DC 24V 最大电流: 350mA
	RJ45接口编码器电源 <ul style="list-style-type: none"> 电压: DC 5V 最大电流: 200mA
数字量输入	11个 (DI0~DI10) <ul style="list-style-type: none"> DI1、DI3、DI5、DI7为非公共端子类型 DI0、DI2、DI4、DI6公共端子DICO0 DI8、DI9、DI10公共端子DICO1 电气隔离 支持Source和Sink模式 电压: DC 24V、AC 36V "1"信号电压: >11V "0"信号电压: <5V 24V典型电流: 4mA 响应时间: 6ms (含软件滤波)
数字量输出	1个继电器 (DO0) <ul style="list-style-type: none"> 电压: DC 24V、AC 220V 连续电流: 2A 切换电流: 2A 触点类型: 1常开1常闭
数字量输入/输出	8个 (DI020~DI027) <ul style="list-style-type: none"> 电压: 最大DC 30V 电流: 输出最大200mA, 24V输入典型4mA 频率: 最大100Hz 输入"1"信号电压: >15V 输入"0"信号电压: <5V 非电气隔离 外部供电端子需接24V
模拟量输入	1个 (AI0) <ul style="list-style-type: none"> 差分输入 拨码开关切换电压和电流模式 电压型支持-10V ... +10V、0V ... 10V 电流型支持0mA ... 20mA、4mA ... 20mA 电流型内阻250Ω 响应时间: 2ms (含软件滤波) 精度: ±1%
温度传感器	2个 <ul style="list-style-type: none"> 分别位于端子X5和X11 支持KTY84-130、PTC
编码器信号输入	ABZ <ul style="list-style-type: none"> 支持24V的单端信号、5V和24V的差分信号 输入频率: 最大250kHz 断线侦测: 仅支持差分类型 最大长度: 5V差分类型100m 24V开集极类型50m 24V推挽类型100m 24V差分类型300m
	BISS-C <ul style="list-style-type: none"> 波特率: 最大4Mbps 最大长度: 500kbps时100m
	RS485 <ul style="list-style-type: none"> 波特率: 最大2.5Mbps 最大长度: 500kbps时100m
USB接口	1个 <ul style="list-style-type: none"> USB 2.0 Mini-B
指示灯	2个双色指示灯 <ul style="list-style-type: none"> RDY指示灯: 红绿双色 BF指示灯: 红绿双色
	3个单色指示灯 <ul style="list-style-type: none"> SAFE指示灯: 黄色 LNK1指示灯: 绿色 LNK2指示灯: 绿色
键盘接口	支持OP25 <ul style="list-style-type: none"> 可直接安装或外引安装
工作温度	-20℃ ... +50℃
存储温度	-40℃ ... +70℃
相对空气湿度	<95%
污染	符合IEC 61800-5-1
电磁兼容性	符合IEC 61800-3
不允许有凝露	适用于污染等级2的环境

14.4 控制模块电气连接

14.4.1 控制模块接线示意图：



14.4.2 编码器接口信号定义：

a) 编码器接口(X10)信号定义

引脚	信号说明	
	引脚	信号说明
1	BISS-C的数据+	
2	BISS-C的时钟+	
3	BISS-C的时钟-	
4	编码器电源（5V或24V）	
5	编码器电源（5V或24V）	
6	编码器电源侦测输入	
7	电源地	
8	BISS-C的数据-	
9	编码器电源侦测输入接地	
10	增量式信号Z+	
11	增量式信号Z-	
12	增量式信号B-	
13	增量式信号B+	
14	增量式信号A-	
15	增量式信号A+	

b) 编码器接口(X11)信号定义

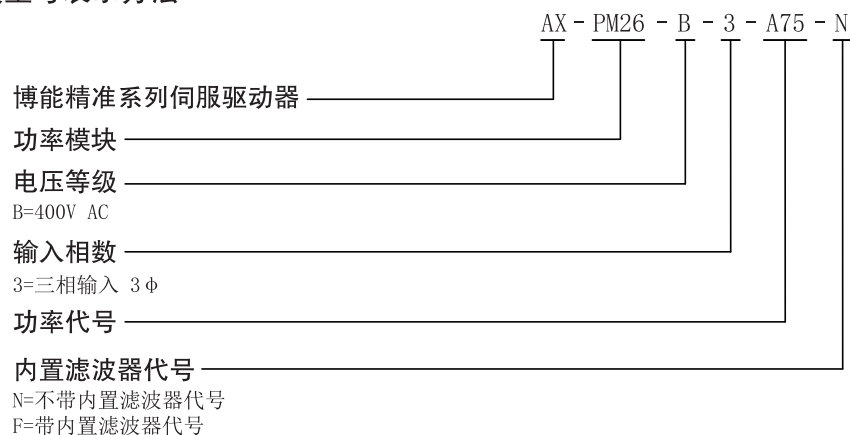
引脚	信号说明	
	引脚	信号说明
1	KTY84-130或PTC输入	
2	KTY84-130或PTC的接地	
3	—	
4	RS485信号B	
5	RS485信号A	
6	—	
7	编码器电源(5V)	
8	电源地	

15. 驱动器功率模块

15.1 功率模块概述

伺服驱动器功率模块AX-PM26的功率范围为0.75kW-132kW,可适配博能MX系列伺服马达,用户无需担心MX伺服马达和AX-PM26的选型匹配问题,只需要按样本前面章节中厂家推荐的默认选型匹配表进行匹配即可。AX-PM26伺服功率模块匹配AX-CM55伺服控制模块,构成了博能精准定位的伺服驱动器。

15.2 功率模块型号表示方法

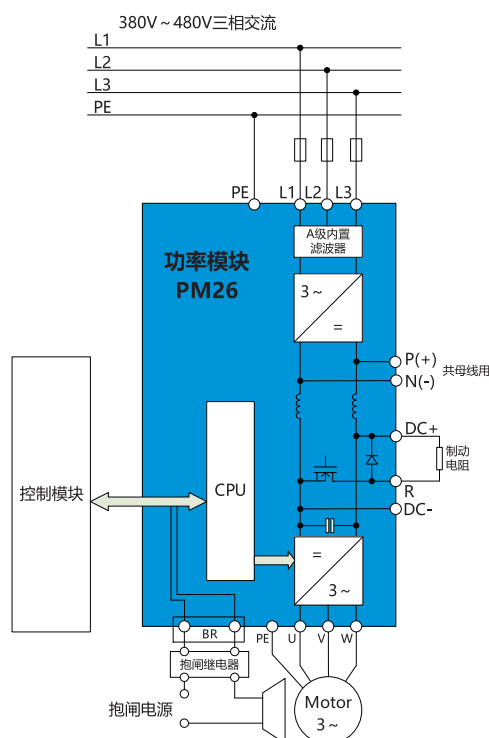


功率模块订货数据:

380...480V 3AC输入		外形尺寸	型号
额定数据			无内置滤波器
额定功率(kW)	额定电流(A)		
0.75	1.25	B1	AX-PM26-B3A75-N
1.5	2.42		AX-PM26-B3B15-N
2.2	3.43		AX-PM26-B3B22-N
3	4.51		AX-PM26-B3B30-N
4	5.93	B2	AX-PM26-B3B40-N
5.5	7.69		AX-PM26-B3B55-N
7.5	10.53		AX-PM26-B3B75-N
11	15.2	B3	AX-PM26-B3C11-N
15	18.71		AX-PM26-B3C15-N
18.5	22.22	B4	AX-PM26-B3C18-N
22	26.32		AX-PM26-B3C22-N
30	35.09		AX-PM26-B3C30-N
37	43.86		AX-PM26-B3C37-N
45	52.63	B6	AX-PM26-B3C45-N
55	64.33		AX-PM26-B3C55-N
75	84.79		AX-PM26-B3C75-N
90	104.09		AX-PM26-B3C90-N
110	119.88		AX-PM26-B3D11-N
132	146.2		AX-PM26-B3D13-N

注:(带内置滤波器的功率模块PM26无现货库存,如需要,请咨询厂家。)

15.3 功率模块电气连接



15.4 功率模块通用技术参数

PM26功率模块（通用参数）	
输入电压	380...480V 3AC ±10%
输入频率	47...63Hz
默认载波频率	变频模式：90kW及以下4kHz, 110kW及以上2kHz 伺服模式：90kW及以下8kHz, 110kW及以上4kHz
功率因数	0.95
驱动器效率	95...97%
过载能力	在30s周期性冲击负载下，可实现3倍3s的过载能力
电磁兼容	可选符合EN 55011标准的A级滤波器和B级滤波器
可选制动方式	<ul style="list-style-type: none"> ●DC制动 直流电流制动，制动力有限 ●外挂制动单元 直流母线上外接制动单元，或外挂回馈单元制动 ●内置制动斩波器，需外接制动电阻
防护等级	IP20
工作温度	-20...+40℃无需降额；+40℃...+50℃每升高1℃降额1.5%；+50℃...+60℃每升高1℃降额5%
存储温度	-40...+70℃
相对湿度	<95% RH, 无结露
冷却方式	内部风冷 功率部分采用内置风扇强制风冷
安装海拔高度	海拔1000m以下无需降额；1000m...4000m每升高100m降额1%
标准SCCR	小于100kA
保护功能	<ul style="list-style-type: none"> ●欠电压 ●过电压 ●过载 ●接地故障 ●短路 ●马达抱闸保护 ●马达过温 ●输出缺相 ●变频器过温

15.5 功率模块详细技术参数

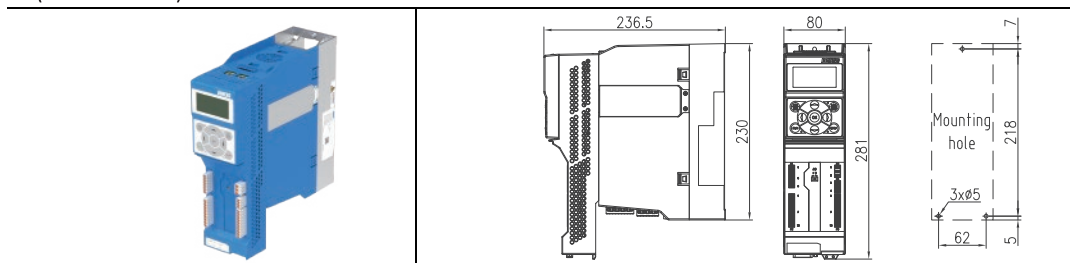
进线电压380...480V 3AC										
技术参数		AX-PM26-B3A75	AX-PM26-B3B15	AX-PM26-B3B22	AX-PM26-B3B30	AX-PM26-B3B40	AX-PM26-B3B55	AX-PM26-B3B75	AX-PM26-B3C11	AX-PM26-B3C15
额定输出功率 kW		0.75	1.5	2.2	3	4	5.5	7.5	11	15
额定输入 电流	带进线电抗器 A	2.3	4.3	6.1	8	10.4	15.3	18.7	26	33
	不带进线电抗器 A	2.6	4.9	7.6	10.2	13.4	17.2	21.9	32	39
额定输出电流 A		1.25	2.42	3.43	4.51	5.93	7.69	10.53	15.2	18.71
效率 η		>0.95			>0.95			>0.95		
功率损失kW		0.1	0.11	0.14	0.16	0.18	0.24	0.3	0.4	
冷却风量要求 m ³ /s		0.005			0.024	0.024	0.055		0.055	
噪声水平 dB(A)		<40			<50			<40		
控制单元接口		1			1			1		
制动电阻连接电缆的 最大长度 m		15			15			15		
进线电源 连接	L1、L2、L3	螺钉端子			螺钉端子			螺钉端子		
	电缆截面积 mm ²	1...2.5			2.5...6			4...10		
马达连接	U、V、W	螺钉端子			螺钉端子			螺钉端子		
	电缆截面积 mm ²	1...2.5			2.5...6			4...10		
直流母线连接（制动 电阻的连接）	DC+、DC-、R	螺钉端子			螺钉端子			螺钉端子		
	电缆截面积 mm ²	1...2.5			2.5...6			4...10		
PE连接		外壳上的M4螺钉			外壳上的M4螺钉			外壳上的M4螺钉		
最大马达电 缆长度	屏蔽电缆 m	50			50			50		
	非屏蔽电缆 m	100			100			100		
防护等级		IP20			IP20			IP20		
外形尺寸		B1			B2			B3		
大约重量 kg		1.7			2.8			7		

AX-PM26-B3C18	AX-PM26-B3C22	AX-PM26-B3C30	AX-PM26-B3C37	AX-PM26-B3C45	AX-PM26-B3C55	AX-PM26-B3C75	AX-PM26-B3C90	AX-PM26-B3D11	AX-PM26-B3D13
18.5	22	30	37	45	55	75	90	110	132
39	46	63	78	86	104	140	172	198	242
46	53	73	88	78	94	117	154	189	218
22.22	26.32	35.09	43.86	52.63	64.33	84.79	104.09	119.88	146.2
>0.95				>0.95					
0.5	0.7	1	1.3	1.3	1.67	1.93	2.48	2.3	3.02
0.055		2x0.055		0.083		0.153			
<40		<50		<75					
1				1					
15				15					
螺钉端子				电缆终端					
4...10	6...25			35...2x120					
螺钉端子				电缆终端					
4...10	6...25			35...2x120					
螺钉端子				螺钉端子					
4...10	6...25			25...70					
外壳上的M5螺钉				电缆终端					
50				50					
100				100					
IP20				IP20					
B4				B6					
16				65					

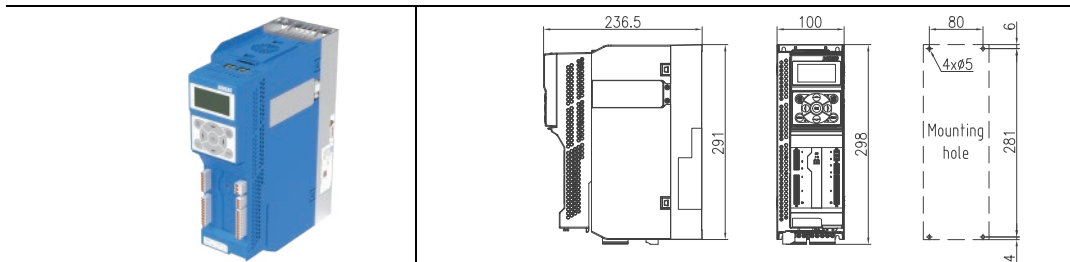
16.驱动器整机安装尺寸图

OP25+CM55+PM26组合的整机外形图及安装尺寸图，B1-B6功率范围，单位：mm

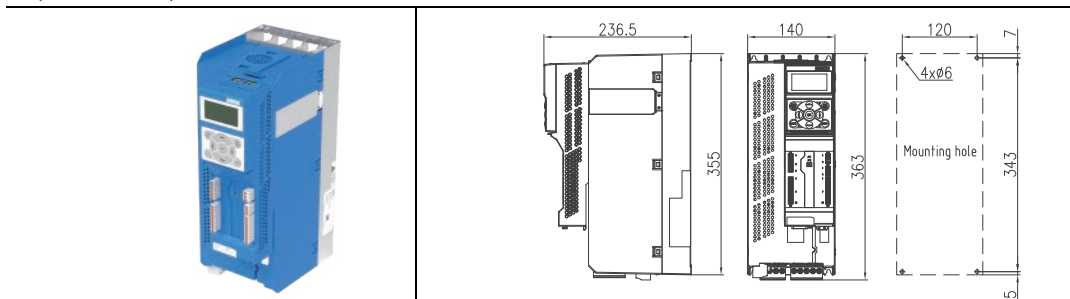
B1(0.75kW-3kW):



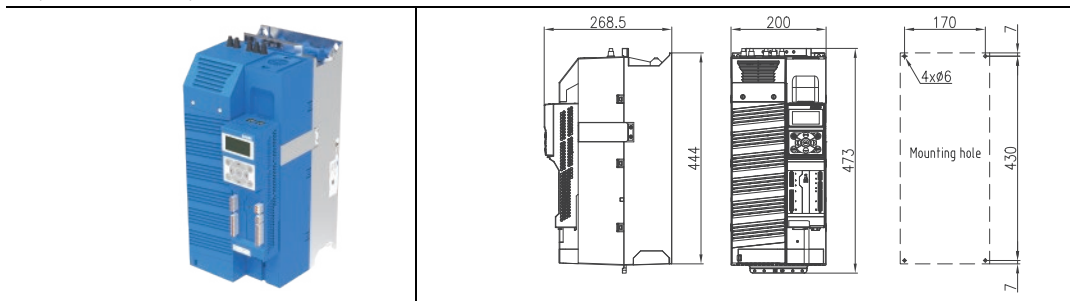
B2(4kW-7.5kW)



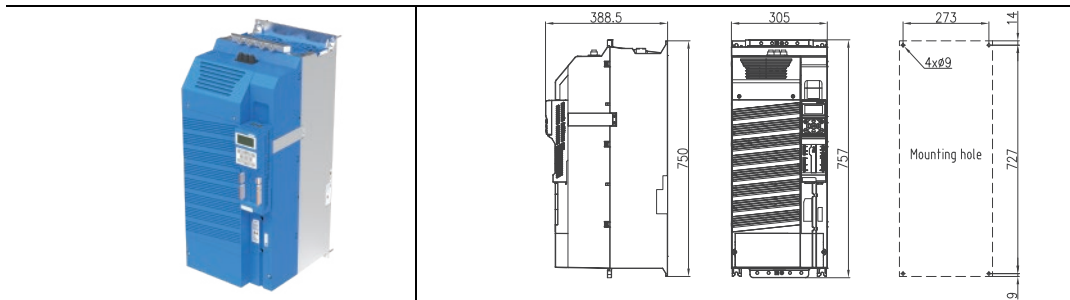
B3(11kW-15kW)



B4(18.5kW-37kW)



B6(45kW-132kW)



17.驱动器可选件

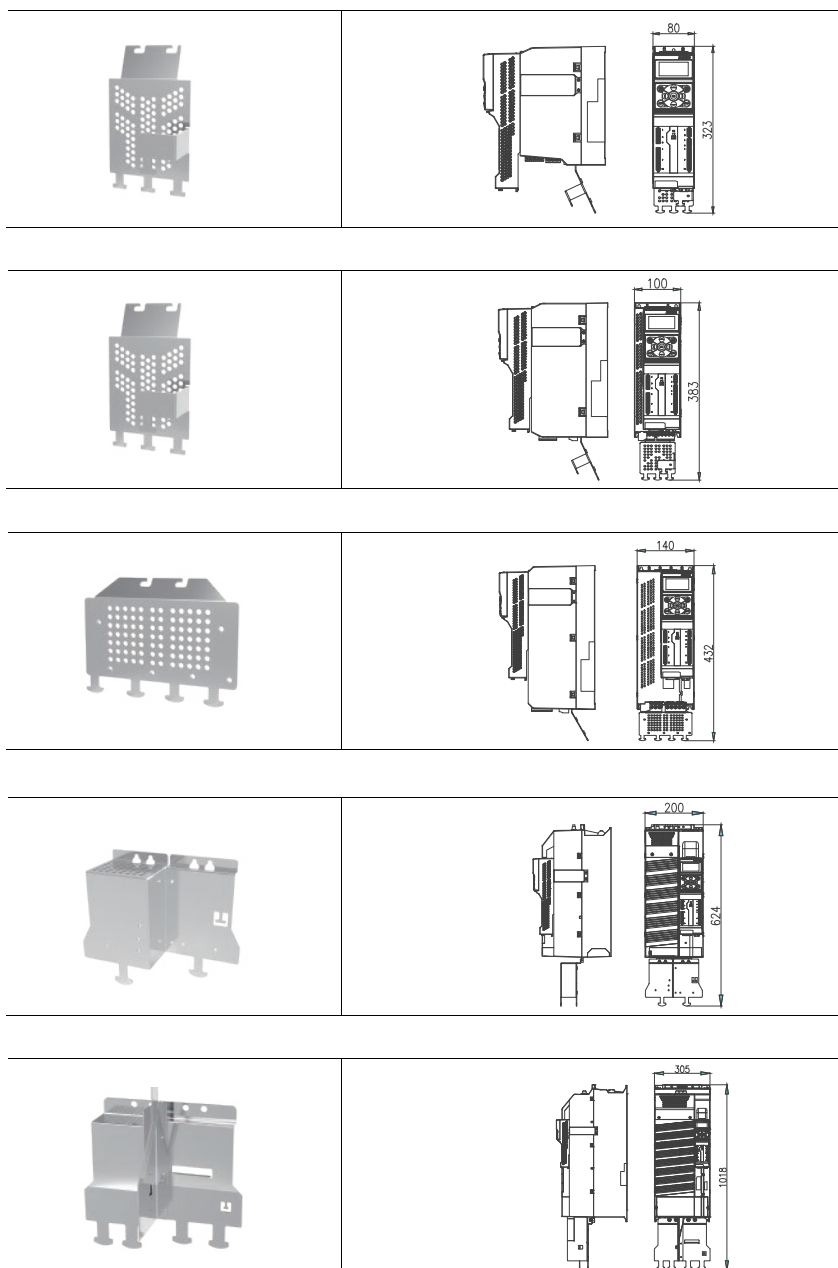
17.1屏蔽端接组件

屏蔽端接组件不仅可以消除机械应力，还可以使得电源和控制电缆的屏蔽层连接更加简单美观，且保证有更好的EMC效果。

订货数据：

外形尺寸	型号
B1	A1-H06-B1
B2	
B3	A1-H06-B3
B4	A1-H06-B4
B6	A1-H06-B6

屏蔽端外形及尺寸要求：



17.2 进线电抗器

当系统的故障率高时，需要加装进线电抗器以保护驱动器不受过大的谐波电流的干扰，改善驱动器的输入侧功率因数；防止过载，并将进线谐波限制在允许的值内，以确保驱动器达到期望的使用寿命。400V 50/60Hz AX精准系列伺服驱动器可选的进线电抗器推荐型号如下表：

驱动器		进线电抗器推荐参数		订货号
框架	无内置滤波器型号	额定电流 (A)	电感 (mH)	
B1	AX-PM26-B3A75-N	2.6	5.9	A1-H12-TB280
	AX-PM26-B3B15-N	4.9	3.1	A1-H12-TB280
	AX-PM26-B3B22-N	7.1	2.2	A1-H12-TB200
	AX-PM26-B3B30-N	9.2	1.7	A1-H12-TB140
B2	AX-PM26-B3B40-N	12.2	1.3	A1-H12-TA930
	AX-PM26-B3B55-N	15.8	1	A1-H12-TA700
	AX-PM26-B3B75-N	21.6	0.8	A1-H12-TA700
B3	AX-PM26-B3C11-N	31.2	0.5	A1-H12-TA470
	AX-PM26-B3C15-N	38.4	0.4	A1-H12-TA350
B4	AX-PM26-B3C18-N	45.6	0.5	A1-H12-TA280
	AX-PM26-B3C22-N	54	0.4	A1-H12-TA240
	AX-PM26-B3C30-N	72	0.3	A1-H12-TA160
	AX-PM26-B3C37-N	90	0.2	A1-H12-TA160
B6	AX-PM26-B3C45-N	120	0.117	A1-H12-TB120
	AX-PM26-B3C55-N	150	0.094	A1-H12-TA095
	AX-PM26-B3C75-N	200	0.07	A1-H12-TA070
	AX-PM26-B3C90-N	250	0.056	A1-H12-TA056
	AX-PM26-B3D11-N	250	0.056	A1-H12-TA056
	AX-PM26-B3D13-N	290	0.048	A1-H12-TA048

17.3 进线滤波器

进线滤波器的作用是抑制驱动器通过输入电源线所传输到公共电网中的电磁干扰,同时也衰减从电源线进入驱动器的干扰；在安装时请尽量靠近驱动器的输入端子侧进行安装，请使用驱动器专用的进线滤波器。400V 50/60Hz AX精准系列伺服驱动器可选的进线滤波器推荐型号如下表：

驱动器		EMC滤波器	订货号
框架	无内置滤波器型号	额定电流 (A)	
B1	AX-PM26-B3A75-N	2.9	A1-H11-A-C10
	AX-PM26-B3B15-N	5.5	A1-H11-A-C10
	AX-PM26-B3B22-N	7.7	A1-H11-A-C10
	AX-PM26-B3B30-N	10.1	A1-H11-A-C10
B2	AX-PM26-B3B40-N	13.3	A1-H11-A-C20
	AX-PM26-B3B55-N	17.2	A1-H11-A-C20
	AX-PM26-B3B75-N	22.2	A1-H11-A-C30
B3	AX-PM26-B3C11-N	32.6	A1-H11-A-C36
	AX-PM26-B3C15-N	39.9	A1-H11-A-C50
B4	AX-PM26-B3C18-N	36	A1-H11-A-C50
	AX-PM26-B3C22-N	42	A1-H11-A-C50
	AX-PM26-B3C30-N	57	A1-H11-A-C65
	AX-PM26-B3C37-N	70	A1-H11-A-C80
B6	AX-PM26-B3C45-N	100	A1-H11-A-D10
	AX-PM26-B3C55-N	130	A1-H11-A-D13
	AX-PM26-B3C75-N	150	A1-H11-A-D15
	AX-PM26-B3C90-N	180	A1-H11-A-D18
	AX-PM26-B3D11-N	200	A1-H11-A-D20
	AX-PM26-B3D13-N	250	A1-H11-A-D25

17.4 出线电抗器

当驱动器和马达之间的距离超过50米时，由于长电缆对地的寄生电容效应导致漏电流过大，驱动器容易频繁发生过流保护，同时为了避免马达绝缘损坏，须加输出电抗器补偿，输出电抗器可以减小马达绕组上的电压负载，以及采用长的马达电缆时，容性充放电电流加在功率部分的附加负载。400V 50/60Hz AX精准系列伺服驱动器可选的输出电抗器推荐型号如下表：

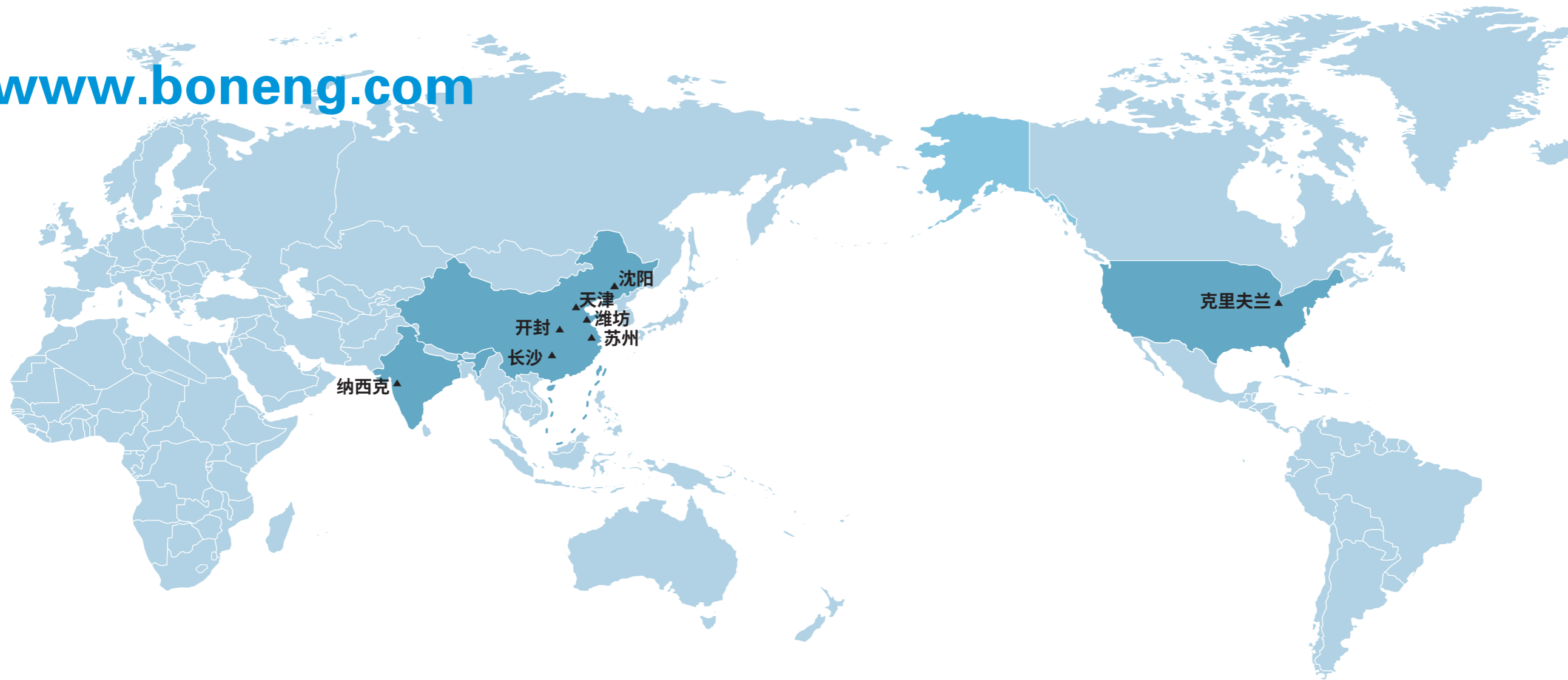
驱动器		输出电抗器		订货号
框架	无内置滤波器型号	额定电流 (A)	电感 (mH)	
B1	AX-PM26-B3A75-N	2.6	3.2	A1-H13-TB140
	AX-PM26-B3B15-N	4.9	1.7	A1-H13-TB140
	AX-PM26-B3B22-N	7.1	1.2	A1-H13-TB100
	AX-PM26-B3B30-N	9.2	0.9	A1-H13-TA700
B2	AX-PM26-B3B40-N	12.2	0.7	A1-H13-TA470
	AX-PM26-B3B55-N	15.8	0.5	A1-H13-TA350
	AX-PM26-B3B75-N	21.6	0.4	A1-H13-TA230
B3	AX-PM26-B3C11-N	31.2	0.3	A1-H13-TA180
	AX-PM26-B3C15-N	38.4	0.2	A1-H13-TA180
B4	AX-PM26-B3C18-N	45.6	0.2	A1-H13-TA140
	AX-PM26-B3C22-N	54	0.2	A1-H13-TA120
	AX-PM26-B3C30-N	72	0.1	A1-H13-TA087
	AX-PM26-B3C37-N	90	0.1	A1-H13-TA078
B6	AX-PM26-B3C45-N	120	0.058	A1-H13-TA058
	AX-PM26-B3C55-N	150	0.047	A1-H13-TA047
	AX-PM26-B3C75-N	200	0.035	A1-H13-TA035
	AX-PM26-B3C90-N	250	0.028	A1-H13-TA028
	AX-PM26-B3D11-N	250	0.028	A1-H13-TA028
	AX-PM26-B3D13-N	290	0.024	A1-H13-TA024

17.5 制动电阻

制动电阻用于使大转动惯量的负载迅速制动。在马达和负载制动时，动能转换成的再生电能会返回到驱动器中，直流母线电压因此抬高，驱动器将这些再生的能量几乎全部消耗在制动电阻上；400V 50/60Hz AX精准系列伺服驱动器可选的制动电阻推荐规格如下：

驱动器			允许的最小 制动电阻	推荐值		博能型号	
框架	无内置滤波器型号	有内置滤波器型号		功率(W)	阻值(Ω)	订货号	等效制动电阻
B1	AX-PM26-B3A75-N	AX-PM26-B3A75-F	374Ω	60	750	A1-H02-A06-K-D75	60W 750Ω
	AX-PM26-B3B15-N	AX-PM26-B3B15-F	374Ω	80	390	A1-H02-A08-K-D39	80W 390Ω
	AX-PM26-B3B22-N	AX-PM26-B3B22-F	140Ω	150	180	A1-H02-A15-K-D18	150W 180Ω
	AX-PM26-B3B30-N	AX-PM26-B3B30-F	140Ω	150	180	A1-H02-A15-K-D18	150W 180Ω
B2	AX-PM26-B3B40-N	AX-PM26-B3B40-F	75Ω	300	100	A1-H02-A30-K-D10	300W 100Ω
	AX-PM26-B3B55-N	AX-PM26-B3B55-F	75Ω	300	100	A1-H02-A30-K-D10	300W 100Ω
	AX-PM26-B3B75-N	AX-PM26-B3B75-F	75Ω	400	75	A1-H02-A40-K-C75	400W 75Ω
B3	AX-PM26-B3C11-N	AX-PM26-B3C11-F	30Ω	800	36	A1-H02-A80-K-C36	800W 36Ω
	AX-PM26-B3C15-N	AX-PM26-B3C15-F	30Ω	800	36	A1-H02-A80-K-C36	800W 36Ω
B4	AX-PM26-B3C18-N	AX-PM26-B3C18-F	27Ω	1000	27	A1-H02-B10-K-C27	1000W 27Ω
	AX-PM26-B3C22-N	AX-PM26-B3C22-F	27Ω	1000	27	A1-H02-B10-K-C27	1000W 27Ω
	AX-PM26-B3C30-N	AX-PM26-B3C30-F	15Ω	2000	15	A1-H02-B20-K-C15	2000W 15Ω
	AX-PM26-B3C37-N	AX-PM26-B3C37-F	15Ω	2000	15	A1-H02-B20-K-C15	2000W 15Ω
B6	AX-PM26-B3C45-N	AX-PM26-B3C45-F	10Ω	3000	10	A1-H02-B30-K-C10	3000W 10Ω
	AX-PM26-B3C55-N	AX-PM26-B3C55-F	10Ω	3000	10	A1-H02-B30-K-C10	3000W 10Ω
	AX-PM26-B3C75-N	AX-PM26-B3C75-F	7.1Ω	4000	7.5	A1-H02-B40-K-B75	4000W 7.5Ω
	AX-PM26-B3C90-N	AX-PM26-B3C90-F	7.1Ω	4000	7.5	A1-H02-B40-K-B75	4000W 7.5Ω
	AX-PM26-B3D11-N	AX-PM26-B3D11-F	5Ω	6000	5	A1-H02-B60-K-B50	6000W 5Ω
	AX-PM26-B3D13-N	AX-PM26-B3D13-F	5Ω	6000	5	A1-H02-B60-K-B50	6000W 5Ω

有关本公司产品目录的内容，随着技术进步等，将会有变更，望谅解！



▲ 组装公司

博能传动(印度)有限公司

Plot No. E-10/3, MIDC sinnar (Malegaon)
Industrial Area, Nashik, 422123,
Maharashtra, India.
TEL:+91-11- 4507 6293 (DELHI)
TEL:+91-22-2781 3385 (MUMBAI)

博能传动(沈阳)有限公司

沈阳市沈北新区太平洋工业城A区A73-6号 110013
TEL: 024-31271571

博能传动(天津)有限公司

天津市北辰区双海道6号宏鹏工业园7号车间 300021
TEL: 022-26929556

博能传动(潍坊)有限公司

山东省潍坊市安丘市经济开发区汶水路与
昆仑大街交叉口往北100米路东1号车间 261000
TEL: 0536-2141166

博能传动(开封)有限公司

河南省开封市宋城路四大街11号海神机械院内五号厂房 475000
TEL: 0371-23335238

博能传动(长沙)有限公司

长沙市望城经济开发区普瑞大道1288号 410205
TEL: 0731-88386958

博能传动(苏州)有限公司

江苏省苏州市相城区如元路100号 215131
TEL: 0512-66189662 (总部)

博能传动(美国)有限公司

1250 E 222nd Euclid, OH 44117, United States
TEL: 1-216-618-3099
TEL: 1-216-618-0138

