

BONENG



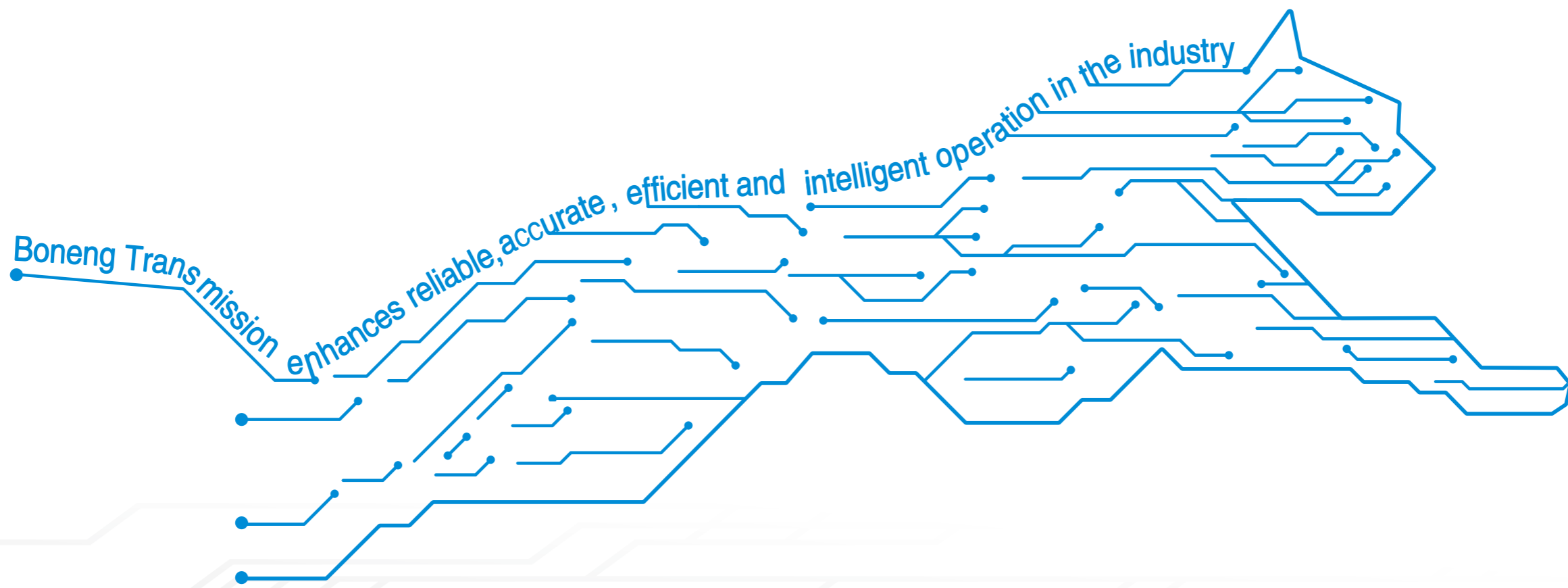
**PX-MX行星精密齿
轮伺服马达&AX伺
服驱动器**

**PX-MX Planetary
precision Servo
Gearmotor & AX
Servo Drivers**

(0.38kW~10.06kW)

Edit date 05/2024
Selection Catalogue: C05.0050

Boneng Transmission



控制器/驱动器/马达/
齿轮马达/齿轮箱

Controller/ Drive/ Motor/
Gearmotor/ Gearbox

造型注意事项

- ◆ 结构示意图、外形图及其它附图只属范例，无严格比例要求。(未注尺寸单位：mm)
- ◆ 所注重量仅为平均值，并不具有约束力。

⚠使用注意事项

- ◆ 为防止意外事故发生，所有旋转部件均按照使用者所在国家和地区的安全规范由购置方加罩保护。
- ◆ 试运行之前必须认真阅读使用说明书。
- ◆ 行星齿轮马达应由熟悉相关安全要求的专业人员安装；安装时必须有安全装置以防止事故发生，安装位置必须符合规定。

Selection precautions

- ◆ The structural schematic diagram, exterior diagram, and other accompanying drawings are only examples and do not have strict scale requirements. (Size units not specified:mm).
- ◆ The weight indicated is only the average value and does not have any binding force.

⚠Precautions for use

- ◆ To prevent accidents, all rotating parts are covered and protected by the purchaser in accordance with the safety regulations of the user's country and regio.
- ◆ Planetary gear motors should be installed by professionals familiar with relevant safety requirements;
- ◆ Safety devices must be installed to prevent accidents, ensuring safetyThe installation position must comply with regulations.

目录

Catalogue

PX...S-MX行星精密齿轮

伺服马达

01.型号表示方法	01
02.安装方位	01
03.传动能力表和外形尺寸图	03
04.输出轴允许的轴向力和径向力	55
05.重量表	55

PX...T-MX行星精密齿轮

伺服马达

06.型号表示方法	57
07.安装方位	57
08.传动能力表和外形尺寸图	59
09.输出轴允许的轴向力和径向力	107
10.重量表	107

伺服驱动器

11.驱动器概述	109
12.驱动器整机安装尺寸图	110
13.驱动器控制模块	112
14.驱动器功率模块	120
15.驱动器操作面板	125
16.驱动器可选件	126

PX...S-MX Planetary precision

Servo Gearmotor

01.Model representation method	01
02.Installation orientation	01
03.Transmission capacity table and external dimension diagram	03
04.Permissible axial and radial forces on the output shaft	55
05.Weight table	55

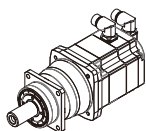
PX...T-MX Planetary precision

Servo Gearmotor

06.Model representation method	57
07.Installation orientation	57
08.Transmission capacity table and external dimension diagram	59
09.Permissible axial and radial forces on the output shaft	107
10.Weight table	107

Servo Drive

11.Servo drive overview	109
12.Drive full machine mounting size	110
13.Control module	112
14.Power module	120
15.Operation panel	125
16.Options	126



PX...S-MX行星精密齿轮伺服马达

PX...S-MX Planetary precision Servo Gearmotor

1 型号表示方法

1 Model representation method

产品分类代号

PX=精密型

Product classification code

PX=Precision type

行星齿轮级数

1=1级
2=2级

Planetary gear series

1=1stage
2=2stage

机座号

02/03/04/05/06/07

Frame size

02/03/04/05/06/07

产品系列代号

S=方法兰

Product series code

S=Square flange

输出轴形式代号

A=光滑实心轴
B=平键实心轴
C=外花键实心轴
D=锁紧盘空心轴

Output shaft form code

A=Smooth solid shaft
B=Flat key solid shaft
C=External spline solid shaft
D=Locking disc hollow shaft

公称速比代号

Nominal speed ratio code

安装方位

B5/V1/V3/S1

Installation orientation

B5/V1/V3/S1

回程间隙

S=标准间隙

Return clearance

S=Standard clearance

输出轴轴承配置

1=圆锥滚子轴承

Output shaft bearing configuration

1 = Tapered roller bearing

润滑油代号

1=合成润滑油
2=合成润滑脂
3=食品级润滑油
4=食品级润滑脂

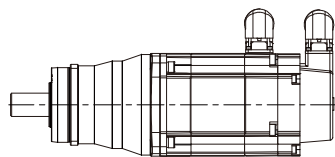
Lubricating code

1=Synthetic lubricating oil
2=Synthetic lubricating grease
3=Food grade lubricating oil
4=Food grade lubricating grease

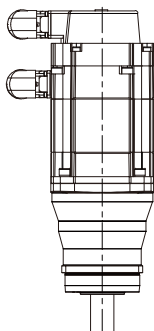
PX 2 03 S A - C04 - B5 S 1 1 -

2 安装方位

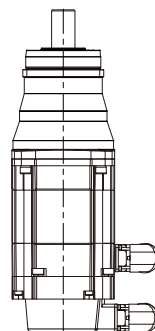
2 PX...S-MX Installation orientation



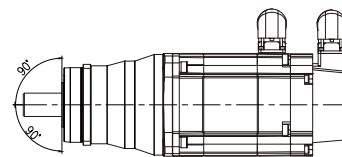
B5-水平 B5 level



V1-垂直 (输出轴向下) V1-Vertical (output axis down)



V3-垂直 (输出轴向上) V3-Vertical (output axis up)



S1-可以从水平到翻转±90° S1-can flip from horizontal to ±90°

MX 048S 1 E45 F P 1-N 3 A 0 6 - 1 1 1

连接器位置

1=可旋转

连接器类型

1=规格1

连接器方位

保护等级

6=IP66

热保护

0=无绕组保护

制动器

N=无制动器
A=永磁制动器

编码器

3=485编码器(线缆≤20m)
4=Biss-C编码器(线缆>20m)

冷却方式

N=自然冷却

轴孔径代号

1、2、3...

轴伸形式P

法兰形式F/L

额定转速代号

E20=2000r/min
E30=3000r/min
E45=4500r/min

结构形式

1=紧凑型

机座号

三相交流同步
伺服马达

Connector location

1=Rotable

Connector Type

1 = Specifications 1

Connector orientation

Protection class

6=IP66

Thermal protect

0=Without thermal protection

Brake

N=Without brake
A=With brake

Encoder

3=485 Encoder(Cable length≤20m)
4=Biss-C Encoder(Cable length>20m)

Cooling method

N=Natural Cooling

Axis aperture code

1、2、3...

Axial extension form P

Flange form F/L

Rated speed code

E20=2000r/min
E30=3000r/min
E45=4500r/min

Structural type

1 = Compact

Frame size

Three Phase AC
Synchronous
Servomotor

3 PX..S-MX传动 能力表和外形尺寸图

伺服马达:0.38KW 0.8Nm 1.2A
4500r/min

3 PX..S-MX Transmission capacity table and external dimension diagram

Servo motor: 0.38KW 0.8Nm 1.2A
4500r/min

齿轮箱 输出转速	齿轮箱 输出扭矩	齿轮箱 速比代号	齿轮箱 公称速比	齿轮箱 精确速比	齿轮箱 额定扭矩	齿轮箱最大 加速扭矩	齿轮箱 最大扭矩	齿轮箱 急停扭矩	齿轮箱 转动惯量	齿轮箱最大 回程间隙	齿轮箱 扭转刚度	齿轮箱 服务系数
Gearbox output speed	Gearbox output torque	Gearbox speed ratio code	Gearbox nominal speed ratio	Gearbox accurate speed ratio	Gearbox rated torque	Gearbox maximum acceleration torque	Gearbox maximum torque	Gearbox emergency stop torque	Gearbox rotational inertia	Gearbox maximum return clearance	Gearbox torsional stiffness	Gearbox service factor
n_{2N} r/min	T_2 N.m	Code	i	i_{ex}	T_{2N} N.m	T_{2B} N.m	T_{2a} N.m	T_{2NOT} N.m	J_1 kgcm ²	J_t arcmin	C_2 Nm/arcmin	f
643	5.5	B70	7	7/1	28	52	70	110	0.18	4		5.11
450	7.8	C10	10	10/1	28	40	55	105	0.17	4		3.58
375	9.1	C12	12	12/1	32	40	50	100	0.17	4		3.51
281	12.1	C16	16	16/1	42	52	60	110	0.17	4		3.46
225	15.2	C20	20	20/1	42	52	60	110	0.16	4		2.77
180	19.0	C25	25	25/1	42	52	70	110	0.16	4		2.21
161	21.2	C28	28	28/1	42	52	60	110	0.16	4		1.98
150	22.8	C30	30	30/1	32	40	50	100	0.15	4		1.41
129	26.6	C35	35	35/1	42	52	70	110	0.16	4		1.58
113	30.4	C40	40	40/1	42	52	60	110	0.15	4		1.38
90	37.9	C50	50	50/1	42	52	70	110	0.15	4		1.11
161	21.2	C28	28	28/1	105	132	132	255	0.18	4		4.94
150	22.8	C30	30	30/1	88	110	110	200	0.17	4		3.87
129	26.6	C35	35	35/1	110	138	165	255	0.18	4		4.14
113	30.4	C40	40	40/1	105	132	132	255	0.17	4		3.46
90	37.9	C50	50	50/1	110	138	165	255	0.17	4		2.90
64	53.1	C70	70	70/1	95	118	118	255	0.17	4		1.79
45	75.9	D10	100	100/1	88	110	110	200	0.16	4		1.16

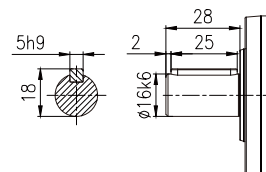
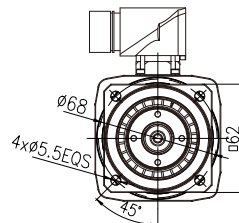
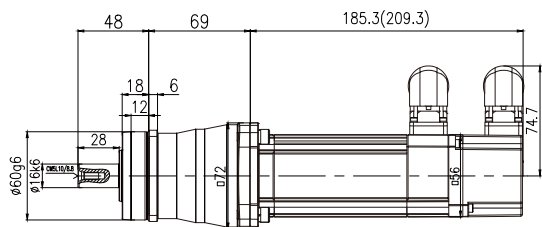
此类产品暂不接受订货

This kind of product is
not currently accepting orders.

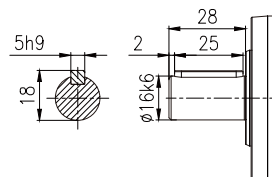
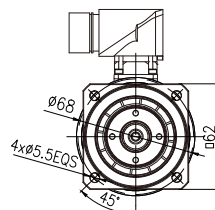
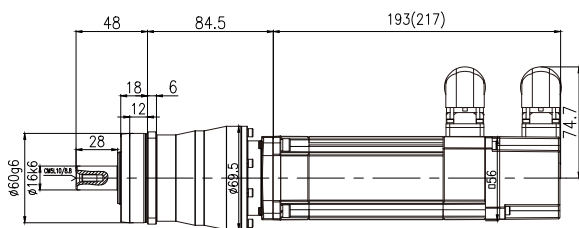
行星精密齿轮伺服马达订货号	伺服驱动器订货号			伺服马达线缆配置订货号		伺服驱动器 制动电阻订货号
	控制模块	功率模块	操作面板	伺服马达动力线	伺服马达信号线	
Planetary precision servo gearmotor order number	Servo drive order number			Servo motor cable configuration order number		Servo drive braking resistor order number
	Control module	Power module	Operator panel	Servo motor power line	Servo motor signal line	
PX102S□-B70-□□1□-MX028S1E45LP1	AX-□□-□□-PE	AX-PM26-B3A75-□	A1-OP25	A1-H□□-A15-□□□	A1-H17-A□□-□□□	A1-H02-A06-K-D75
PX102S□-C10-□□1□-MX028S1E45LP2	AX-□□-□□-PE	AX-PM26-B3A75-□	A1-OP25	A1-H□□-A15-□□□	A1-H17-A□□-□□□	A1-H02-A06-K-D75
PX202S□-C12-□□1□-MX028S1E45FP1	AX-□□-□□-PE	AX-PM26-B3A75-□	A1-OP25	A1-H□□-A15-□□□	A1-H17-A□□-□□□	A1-H02-A06-K-D75
PX202S□-C16-□□1□-MX028S1E45FP1	AX-□□-□□-PE	AX-PM26-B3A75-□	A1-OP25	A1-H□□-A15-□□□	A1-H17-A□□-□□□	A1-H02-A06-K-D75
PX202S□-C20-□□1□-MX028S1E45FP1	AX-□□-□□-PE	AX-PM26-B3A75-□	A1-OP25	A1-H□□-A15-□□□	A1-H17-A□□-□□□	A1-H02-A06-K-D75
PX202S□-C25-□□1□-MX028S1E45FP1	AX-□□-□□-PE	AX-PM26-B3A75-□	A1-OP25	A1-H□□-A15-□□□	A1-H17-A□□-□□□	A1-H02-A06-K-D75
PX202S□-C28-□□1□-MX028S1E45FP2	AX-□□-□□-PE	AX-PM26-B3A75-□	A1-OP25	A1-H□□-A15-□□□	A1-H17-A□□-□□□	A1-H02-A06-K-D75
PX202S□-C30-□□1□-MX028S1E45FP3	AX-□□-□□-PE	AX-PM26-B3A75-□	A1-OP25	A1-H□□-A15-□□□	A1-H17-A□□-□□□	A1-H02-A06-K-D75
PX202S□-C35-□□1□-MX028S1E45FP2	AX-□□-□□-PE	AX-PM26-B3A75-□	A1-OP25	A1-H□□-A15-□□□	A1-H17-A□□-□□□	A1-H02-A06-K-D75
PX202S□-C40-□□1□-MX028S1E45FP3	AX-□□-□□-PE	AX-PM26-B3A75-□	A1-OP25	A1-H□□-A15-□□□	A1-H17-A□□-□□□	A1-H02-A06-K-D75
PX202S□-C50-□□1□-MX028S1E45FP3	AX-□□-□□-PE	AX-PM26-B3A75-□	A1-OP25	A1-H□□-A15-□□□	A1-H17-A□□-□□□	A1-H02-A06-K-D75
PX203S□-C28-□□1□-MX028S1E45LP1	AX-□□-□□-PE	AX-PM26-B3A75-□	A1-OP25	A1-H□□-A15-□□□	A1-H17-A□□-□□□	A1-H02-A06-K-D75
PX203S□-C30-□□1□-MX028S1E45LP2	AX-□□-□□-PE	AX-PM26-B3A75-□	A1-OP25	A1-H□□-A15-□□□	A1-H17-A□□-□□□	A1-H02-A06-K-D75
PX203S□-C35-□□1□-MX028S1E45LP1	AX-□□-□□-PE	AX-PM26-B3A75-□	A1-OP25	A1-H□□-A15-□□□	A1-H17-A□□-□□□	A1-H02-A06-K-D75
PX203S□-C40-□□1□-MX028S1E45LP2	AX-□□-□□-PE	AX-PM26-B3A75-□	A1-OP25	A1-H□□-A15-□□□	A1-H17-A□□-□□□	A1-H02-A06-K-D75
PX203S□-C50-□□1□-MX028S1E45LP2	AX-□□-□□-PE	AX-PM26-B3A75-□	A1-OP25	A1-H□□-A15-□□□	A1-H17-A□□-□□□	A1-H02-A06-K-D75
PX203S□-C70-□□1□-MX028S1E45LP2	AX-□□-□□-PE	AX-PM26-B3A75-□	A1-OP25	A1-H□□-A15-□□□	A1-H17-A□□-□□□	A1-H02-A06-K-D75
PX203S□-D10-□□1□-MX028S1E45LP2	AX-□□-□□-PE	AX-PM26-B3A75-□	A1-OP25	A1-H□□-A15-□□□	A1-H17-A□□-□□□	A1-H02-A06-K-D75

Note: CM51 only supports PROFINET communication	CM55	EA EtherCAT	Without built-in N filter	Without brake 18	(Length 3m)B30	Without 10 battery box	B30(Length 3m)
		PA PROFINET	With built-in F filter	With brake 16	(Length 5m)B50	With 11 battery box	B50(Length 5m)
		CM51 PN PROFINET			(Length 7m)B70		B70(Length 7m)
					(Length 10m)C10		C10(Length 10m)
					(Length 15m)C15		C15(Length 15m)
					(Length 20m)C20		C20(Length 20m)
					(Length 30m)C30	Without 12 battery box	C30(Length 30m)
					(Length 40m)C40	With 13 battery box	C40(Length 40m)
					(Length 50m)C50		C50(Length 50m)
						Note: ≤20m Signal cable A10/A11; >20m Signal cable A12/A13.	

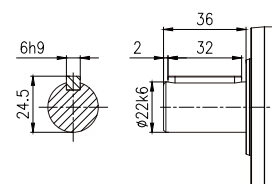
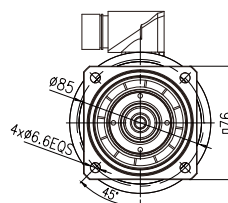
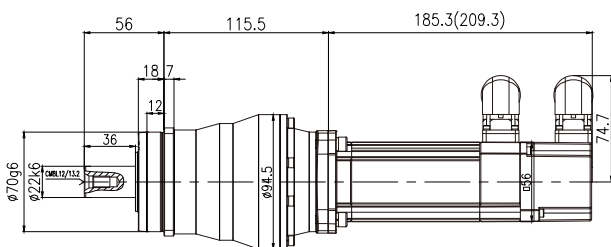
MX028S Outline dimension diagram (mm)



PX102S□-□-□□1□-MX028S1E45□P□



PX202S□-□-□□1□-MX028S1E45□P□

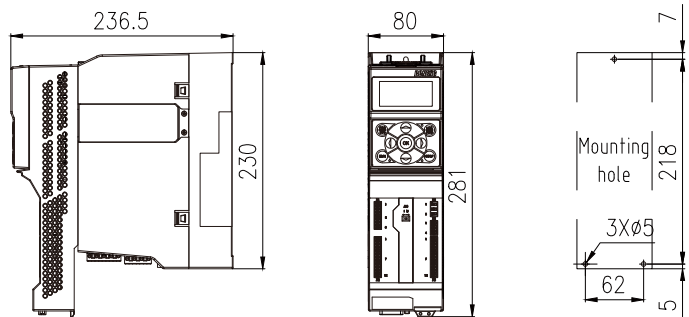
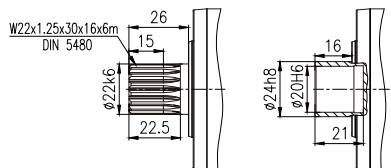
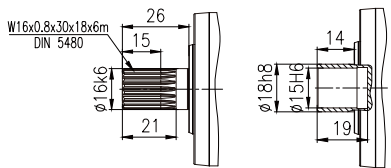
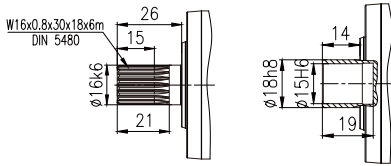


PX203S□-□-□□1□-MX028S1E45□P□

注： () 为带制动器尺寸

Note: () is the size with brake.

Outline dimension diagram of the equipped servo driver



Control module: AX-CM55-PA-PE(ProfiNet)
 or AX-CM55-EA-PE(EtherCAT)
 Power module: AX-PM26-B3A75-N(Without built-in filter)
 or AX-PM26-B3A75-F(With built-in filter)
 Operator module:A1-OP25

伺服马达:0.54KW 1.1Nm
1.8A 4500r/min

Servo motor: 0.54KW 1.1Nm
1.8A 4500r/min

齿轮箱 输出转速	齿轮箱 输出扭矩	齿轮箱 速比代号	齿轮箱 公称速比	齿轮箱 精确速比	齿轮箱 额定扭矩	齿轮箱最大 加速扭矩	齿轮箱 最大扭矩	齿轮箱 急停扭矩	齿轮箱 转动惯量	齿轮箱最大 回程间隙	齿轮箱 扭转刚度	齿轮箱 服务系数
Gearbox output speed	Gearbox output torque	Gearbox speed ratio code	Gearbox nominal speed ratio	Gearbox accurate speed ratio	Gearbox rated torque	Gearbox maximum acceleration torque	Gearbox maximum torque	Gearbox emergency stop torque	Gearbox rotational inertia	Gearbox maximum return clearance	Gearbox torsional stiffness	Gearbox service factor
n_{2N} r/min	T_2 N.m	Code	i	i_{ex}	T_{2N} N.m	T_{2B} N.m	T_{2a} N.m	T_{2NOT} N.m	J_1 kgcm ²	J_t arcmin	C_2 Nm/arcmin	f
643	7.8	B70	7	7/1	28	52	70	110	0.28	4		3.60
450	11.1	C10	10	10/1	28	40	55	105	0.27	4		2.52
375	12.9	C12	12	12/1	32	40	50	100	0.27	4		2.47
281	17.3	C16	16	16/1	42	52	60	110	0.27	4		2.43
225	21.6	C20	20	20/1	42	52	60	110	0.26	4		1.95
180	27.0	C25	25	25/1	42	52	70	110	0.26	4		1.56
161	30.2	C28	28	28/1	105	132	132	255	0.28	4		3.48
150	32.3	C30	30	30/1	88	110	110	200	0.27	4		2.72
129	37.7	C35	35	35/1	110	138	165	255	0.28	4		2.91
113	43.1	C40	40	40/1	105	132	132	255	0.27	4		2.43
90	53.9	C50	50	50/1	110	138	165	255	0.27	4		2.04
64	75.5	C70	70	70/1	95	118	118	255	0.27	4		1.26

此类产品暂不接受订货

This kind of product is not currently accepting orders.

此类产品交货周期长

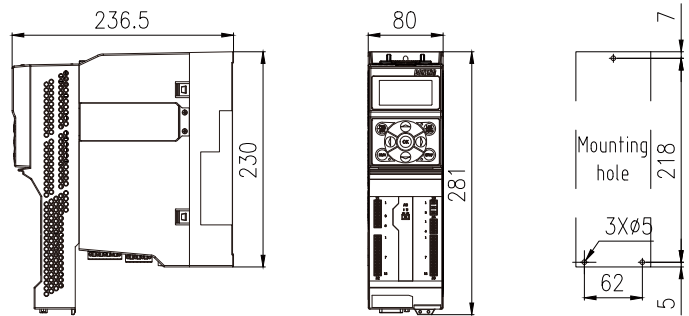
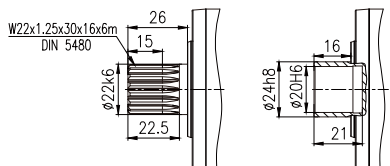
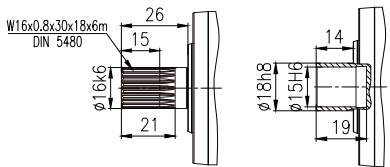
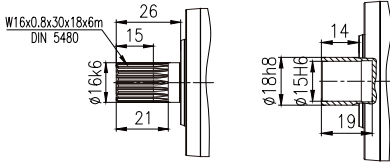
This kind of product has a long delivery time.

行星精密齿轮伺服马达订货号	伺服驱动器订货号			伺服马达线缆配置订货号		伺服驱动器 制动电阻订货号
	控制模块	功率模块	操作面板	伺服马达动力线	伺服马达信号线	
Planetary precision servomotor oder number	Servo drive order number			Servo motor cable configuration order number		Servo drive braking resistor order number
	Control module	Power module	Operator panel	Servo motor power line	Servo motor signal line	
PX102S□-B70-□□1□-MX028M1E45LP1	AX-□□-□□-PE	AX-PM26-B3B15-□	A1-OP25	A1-H□□-A15-□□□	A1-H17-A□□-□□□	A1-H02-A08-K-D39
PX102S□-C10-□□1□-MX028M1E45LP2	AX-□□-□□-PE	AX-PM26-B3B15-□	A1-OP25	A1-H□□-A15-□□□	A1-H17-A□□-□□□	A1-H02-A08-K-D39
PX202S□-C12-□□1□-MX028M1E45FP1	AX-□□-□□-PE	AX-PM26-B3B15-□	A1-OP25	A1-H□□-A15-□□□	A1-H17-A□□-□□□	A1-H02-A08-K-D39
PX202S□-C16-□□1□-MX028M1E45FP1	AX-□□-□□-PE	AX-PM26-B3B15-□	A1-OP25	A1-H□□-A15-□□□	A1-H17-A□□-□□□	A1-H02-A08-K-D39
PX202S□-C20-□□1□-MX028M1E45FP1	AX-□□-□□-PE	AX-PM26-B3B15-□	A1-OP25	A1-H□□-A15-□□□	A1-H17-A□□-□□□	A1-H02-A08-K-D39
PX202S□-C25-□□1□-MX028M1E45FP1	AX-□□-□□-PE	AX-PM26-B3B15-□	A1-OP25	A1-H□□-A15-□□□	A1-H17-A□□-□□□	A1-H02-A08-K-D39
PX203S□-C28-□□1□-MX028M1E45LP1	AX-□□-□□-PE	AX-PM26-B3B15-□	A1-OP25	A1-H□□-A15-□□□	A1-H17-A□□-□□□	A1-H02-A08-K-D39
PX203S□-C30-□□1□-MX028M1E45LP2	AX-□□-□□-PE	AX-PM26-B3B15-□	A1-OP25	A1-H□□-A15-□□□	A1-H17-A□□-□□□	A1-H02-A08-K-D39
PX203S□-C35-□□1□-MX028M1E45LP1	AX-□□-□□-PE	AX-PM26-B3B15-□	A1-OP25	A1-H□□-A15-□□□	A1-H17-A□□-□□□	A1-H02-A08-K-D39
PX203S□-C40-□□1□-MX028M1E45LP2	AX-□□-□□-PE	AX-PM26-B3B15-□	A1-OP25	A1-H□□-A15-□□□	A1-H17-A□□-□□□	A1-H02-A08-K-D39
PX203S□-C50-□□1□-MX028M1E45LP2	AX-□□-□□-PE	AX-PM26-B3B15-□	A1-OP25	A1-H□□-A15-□□□	A1-H17-A□□-□□□	A1-H02-A08-K-D39
PX203S□-C70-□□1□-MX028M1E45LP2	AX-□□-□□-PE	AX-PM26-B3B15-□	A1-OP25	A1-H□□-A15-□□□	A1-H17-A□□-□□□	A1-H02-A08-K-D39

Note: CM51 only supports PROFINET communication	CM55	EA EtherCAT	Without built-in N filter	Without brake 18	(Length 3m)B30	Without battery box	10 B30(Length 3m)
		PA PROFINET	With built-in F filter	With brake 16	(Length 5m)B50	With battery box	11 B50(Length 5m)
		CM51 PN PROFINET			(Length 7m)B70		12 B70(Length 7m)
					(Length 10m)C10		13 C10(Length 10m)
					(Length 15m)C15		14 C15(Length 15m)
					(Length 20m)C20		15 C20(Length 20m)
					(Length 30m)C30	Without battery box	16 C30(Length 30m)
					(Length 40m)C40	With battery box	17 C40(Length 40m)
					(Length 50m)C50		18 C50(Length 50m)
							19

Note:
 ≤20m Signal cable A10/A11;
 >20m Signal cable A12/A13.

Outline dimension diagram of the equipped servo driver



Control module: AX-CM55-PA-PE(ProfiNet)
or AX-CM55-EA-PE(EtherCAT)
Power module: AX-PM26-B3B15-N(Without built-in filter)
or AX-PM26-B3B15-F(With built-in filter)
Operator module: A1-OP25

伺服马达:0.66KW 1.4Nm
1.9A 4500r/min

Servo motor:0.66KW 1.4Nm
1.9A 4500r/min

齿轮箱 输出转速	齿轮箱 输出扭矩	齿轮箱 速比代号	齿轮箱 公称速比	齿轮箱 精确速比	齿轮箱 额定扭矩	齿轮箱最大 加速扭矩	齿轮箱 最大扭矩	齿轮箱 急停扭矩	齿轮箱 转动惯量	齿轮箱最大 回程间隙	齿轮箱 扭转刚度	齿轮箱 服务系数
Gearbox output speed	Gearbox output torque	Gearbox speed ratio code	Gearbox nominal speed ratio	Gearbox accurate speed ratio	Gearbox rated torque	Gearbox maximum acceleration torque	Gearbox maximum torque	Gearbox emergency stop torque	Gearbox rotational inertia	Gearbox maximum return clearance	Gearbox torsional stiffness	Gearbox service factor
n_{2N} r/min	T_2 N.m	Code	i	i_{ex}	T_{2N} N.m	T_{2B} N.m	T_{2a} N.m	T_{2NOT} N.m	J_1 kgcm ²	J_t arcmin	C_2 Nm/arcmin	f
1500	4.1	B30	3	3/1	22	40	55	100	0.91	4		5.40
1125	5.4	B40	4	4/1	28	52	70	110	0.83	4		5.15
900	6.8	B50	5	5/1	28	52	70	110	0.8	4		4.12
643	9.5	B70	7	7/1	28	52	70	110	0.77	4		2.94
450	13.6	C10	10	10/1	28	40	55	105	0.76	4		2.06
375	15.8	C12	12	12/1	32	40	50	100	0.76	4		2.02
281	21.1	C16	16	16/1	42	52	60	110	0.76	4		1.99
225	26.4	C20	20	20/1	42	52	60	110	0.75	4		1.59
180	32.9	C25	25	25/1	42	52	70	110	0.75	4		1.27
375	15.8	C12	12	12/1	88	110	110	200	0.86	4		5.56
281	21.1	C16	16	16/1	105	132	132	255	0.84	4		4.98
225	26.4	C20	20	20/1	105	132	132	255	0.81	4		3.98
180	32.9	C25	25	25/1	110	138	165	255	0.81	4		3.34
161	36.9	C28	28	28/1	105	132	132	255	0.77	4		2.85
150	39.5	C30	30	30/1	88	110	110	200	0.76	4		2.23
129	46.1	C35	35	35/1	110	138	165	255	0.77	4		2.38
113	52.7	C40	40	40/1	105	132	132	255	0.76	4		1.99
90	65.9	C50	50	50/1	110	138	165	255	0.76	4		1.67
64	92.3	C70	70	70/1	95	118	118	255	0.76	4		1.03
113	52.7	C40	40	40/1	285	360	360	630	0.82	3		5.41
90	65.9	C50	50	50/1	285	360	360	630	0.81	3		4.33
64	92.3	C70	70	70/1	285	360	360	630	0.81	3		3.09
45	131.8	D10	100	100/1	215	270	270	630	0.8	3		1.63

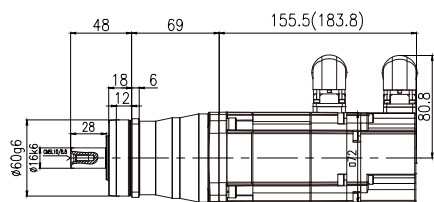
此类产品暂不接受订货

This kind of product is
not currently accepting orders.

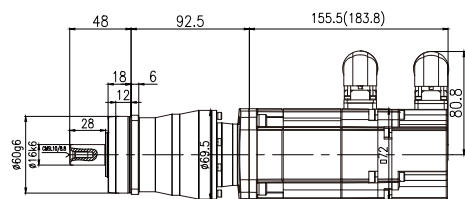
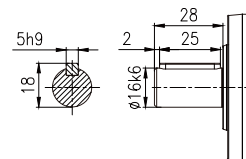
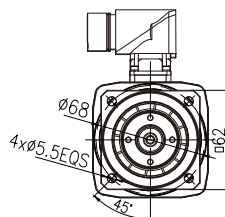
行星精密齿轮伺服马达订货号	伺服驱动器订货号			伺服马达线缆配置订货号		伺服驱动器 制动电阻订货号
	控制模块	功率模块	操作面板	伺服马达动力线	伺服马达信号线	
Planetary precision servo gearmotor oder number	Servo drive order number			Servo motor cable configuration order number		Servo drive braking resistor order number
	Control module	Power module	Operator panel	Servo motor power line	Servo motor signal line	
PX102S□-B30-□□1□-MX036S1E45FP2	AX-□□-□□-PE	AX-PM26-B3B15-□	A1-OP25	A1-H□□-A15-□□□	A1-H17-A□□-□□□	A1-H02-A08-K-D39
PX102S□-B40-□□1□-MX036S1E45FP2	AX-□□-□□-PE	AX-PM26-B3B15-□	A1-OP25	A1-H□□-A15-□□□	A1-H17-A□□-□□□	A1-H02-A08-K-D39
PX102S□-B50-□□1□-MX036S1E45FP2	AX-□□-□□-PE	AX-PM26-B3B15-□	A1-OP25	A1-H□□-A15-□□□	A1-H17-A□□-□□□	A1-H02-A08-K-D39
PX102S□-B70-□□1□-MX036S1E45FP3	AX-□□-□□-PE	AX-PM26-B3B15-□	A1-OP25	A1-H□□-A15-□□□	A1-H17-A□□-□□□	A1-H02-A08-K-D39
PX102S□-C10-□□1□-MX036S1E45FP4	AX-□□-□□-PE	AX-PM26-B3B15-□	A1-OP25	A1-H□□-A15-□□□	A1-H17-A□□-□□□	A1-H02-A08-K-D39
PX202S□-C12-□□1□-MX036S1E45FP1	AX-□□-□□-PE	AX-PM26-B3B15-□	A1-OP25	A1-H□□-A15-□□□	A1-H17-A□□-□□□	A1-H02-A08-K-D39
PX202S□-C16-□□1□-MX036S1E45FP1	AX-□□-□□-PE	AX-PM26-B3B15-□	A1-OP25	A1-H□□-A15-□□□	A1-H17-A□□-□□□	A1-H02-A08-K-D39
PX202S□-C20-□□1□-MX036S1E45FP1	AX-□□-□□-PE	AX-PM26-B3B15-□	A1-OP25	A1-H□□-A15-□□□	A1-H17-A□□-□□□	A1-H02-A08-K-D39
PX202S□-C25-□□1□-MX036S1E45FP1	AX-□□-□□-PE	AX-PM26-B3B15-□	A1-OP25	A1-H□□-A15-□□□	A1-H17-A□□-□□□	A1-H02-A08-K-D39
PX203S□-C12-□□1□-MX036S1E45FP2	AX-□□-□□-PE	AX-PM26-B3B15-□	A1-OP25	A1-H□□-A15-□□□	A1-H17-A□□-□□□	A1-H02-A08-K-D39
PX203S□-C16-□□1□-MX036S1E45FP2	AX-□□-□□-PE	AX-PM26-B3B15-□	A1-OP25	A1-H□□-A15-□□□	A1-H17-A□□-□□□	A1-H02-A08-K-D39
PX203S□-C20-□□1□-MX036S1E45FP2	AX-□□-□□-PE	AX-PM26-B3B15-□	A1-OP25	A1-H□□-A15-□□□	A1-H17-A□□-□□□	A1-H02-A08-K-D39
PX203S□-C25-□□1□-MX036S1E45FP2	AX-□□-□□-PE	AX-PM26-B3B15-□	A1-OP25	A1-H□□-A15-□□□	A1-H17-A□□-□□□	A1-H02-A08-K-D39
PX203S□-C28-□□1□-MX036S1E45FP3	AX-□□-□□-PE	AX-PM26-B3B15-□	A1-OP25	A1-H□□-A15-□□□	A1-H17-A□□-□□□	A1-H02-A08-K-D39
PX203S□-C30-□□1□-MX036S1E45FP4	AX-□□-□□-PE	AX-PM26-B3B15-□	A1-OP25	A1-H□□-A15-□□□	A1-H17-A□□-□□□	A1-H02-A08-K-D39
PX203S□-C35-□□1□-MX036S1E45FP3	AX-□□-□□-PE	AX-PM26-B3B15-□	A1-OP25	A1-H□□-A15-□□□	A1-H17-A□□-□□□	A1-H02-A08-K-D39
PX203S□-C40-□□1□-MX036S1E45FP4	AX-□□-□□-PE	AX-PM26-B3B15-□	A1-OP25	A1-H□□-A15-□□□	A1-H17-A□□-□□□	A1-H02-A08-K-D39
PX203S□-C50-□□1□-MX036S1E45FP4	AX-□□-□□-PE	AX-PM26-B3B15-□	A1-OP25	A1-H□□-A15-□□□	A1-H17-A□□-□□□	A1-H02-A08-K-D39
PX203S□-C70-□□1□-MX036S1E45FP4	AX-□□-□□-PE	AX-PM26-B3B15-□	A1-OP25	A1-H□□-A15-□□□	A1-H17-A□□-□□□	A1-H02-A08-K-D39
PX204S□-C40-□□1□-MX036S1E45LP1	AX-□□-□□-PE	AX-PM26-B3B15-□	A1-OP25	A1-H□□-A15-□□□	A1-H17-A□□-□□□	A1-H02-A08-K-D39
PX204S□-C50-□□1□-MX036S1E45LP1	AX-□□-□□-PE	AX-PM26-B3B15-□	A1-OP25	A1-H□□-A15-□□□	A1-H17-A□□-□□□	A1-H02-A08-K-D39
PX204S□-C70-□□1□-MX036S1E45LP1	AX-□□-□□-PE	AX-PM26-B3B15-□	A1-OP25	A1-H□□-A15-□□□	A1-H17-A□□-□□□	A1-H02-A08-K-D39
PX204S□-D10-□□1□-MX036S1E45LP1	AX-□□-□□-PE	AX-PM26-B3B15-□	A1-OP25	A1-H□□-A15-□□□	A1-H17-A□□-□□□	A1-H02-A08-K-D39

Note: CM51 only supports PROFINET communication	CM55 EA EtherCAT	Without built-in N filter	Without brake 18	(Length 3m)B30	Without 10 battery box	B30(Length 3m)
	PA PROFINET	With built-in F filter	With brake 16	(Length 5m)B50	With 11 battery box	B50(Length 5m)
	CM51 PN PROFINET	filter		(Length 7m)B70		B70(Length 7m)
				(Length 10m)C10		C10(Length 10m)
				(Length 15m)C15		C15(Length 15m)
				(Length 20m)C20		C20(Length 20m)
				(Length 30m)C30	Without 12 battery box	C30(Length 30m)
				(Length 40m)C40	With 13 battery box	C40(Length 40m)
				(Length 50m)C50		C50(Length 50m)
					Note:	
					≤20m Signal cable A10/A11;	
					>20m Signal cable A12/A13.	

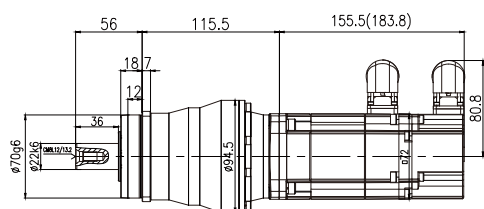
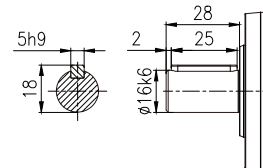
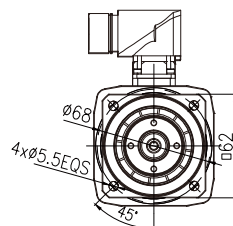
MX036S Outline dimension diagram(mm)



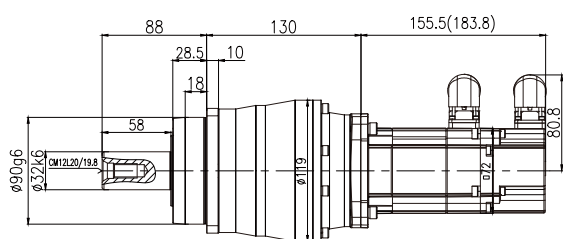
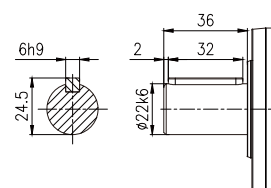
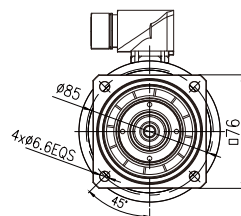
PX102S□-□-□□1□-MX036S1E45□P□



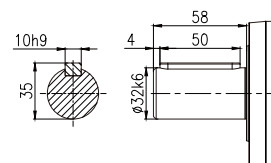
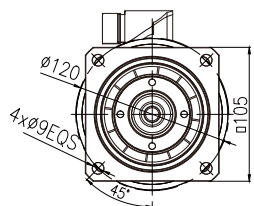
PX202S□-□-□□1□-MX036S1E45□P□



PX203S□-□-□□1□-MX036S1E45□P□



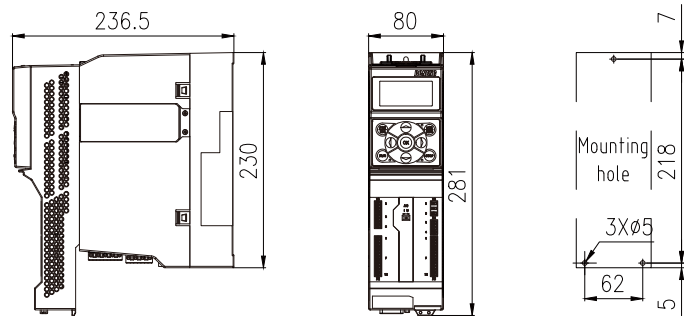
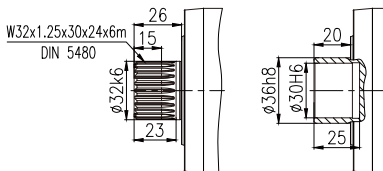
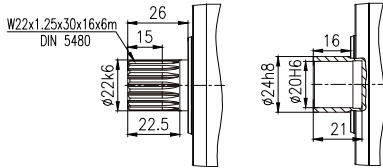
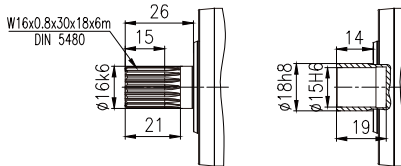
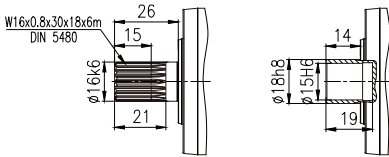
PX204S□-□-□□1□-MX036S1E45□P□



注： () 为带制动器尺寸

Note: () is the size with brake.

Outline dimension diagram of the equipped servo driver



Control module: AX-CM55-PA-PE(ProfiNet)
 or AX-CM55-EA-PE(EtherCAT)
 Power module: AX-PM26-B3B15-N(Without built-in filter)
 or AX-PM26-B3B15-F(With built-in filter)
 Operator module: A1-OP25

伺服马达:0.8KW 1.7Nm
1.7A 4500r/min

Servo motor:0.8KW 1.7Nm
1.7A 4500r/min

齿轮箱 输出转速	齿轮箱 输出扭矩	齿轮箱 速比代号	齿轮箱 公称速比	齿轮箱 精确速比	齿轮箱 额定扭矩	齿轮箱最大 加速扭矩	齿轮箱 最大扭矩	齿轮箱 急停扭矩	齿轮箱 转动惯量	齿轮箱最大 回程间隙	齿轮箱 扭转刚度	齿轮箱 服务系数
Gearbox output speed	Gearbox output torque	Gearbox speed ratio code	Gearbox nominal speed ratio	Gearbox accurate speed ratio	Gearbox rated torque	Gearbox maximum acceleration torque	Gearbox maximum torque	Gearbox emergency stop torque	Gearbox rotational inertia	Gearbox maximum return clearance	Gearbox torsional stiffness	Gearbox service factor
n_{2N} r/min	T_2 N.m	Code	i	i_{ex}	T_{2N} N.m	T_{2B} N.m	T_{2a} N.m	T_{2NOT} N.m	J_1 kgcm ²	J_t arcmin	C_2 Nm/arcmin	f
1500	4.9	B30	3	3/1	22	40	55	100	1.58	4		4.45
1125	6.6	B40	4	4/1	28	52	70	110	1.5	4		4.25
900	8.2	B50	5	5/1	28	52	70	110	1.47	4		3.40
643	11.5	B70	7	7/1	28	52	70	110	1.44	4		2.43
450	16.5	C10	10	10/1	28	40	55	105	1.43	4		1.70
643	11.5	B70	7	7/1	85	140	185	255	1.53	3		7.37
450	16.5	C10	10	10/1	85	120	160	200	1.47	3		5.16
375	19.2	C12	12	12/1	88	110	110	200	1.53	4		4.59
281	25.6	C16	16	16/1	105	132	132	255	1.51	4		4.11
225	31.9	C20	20	20/1	105	132	132	255	1.48	4		3.29
180	39.9	C25	25	25/1	110	138	165	255	1.48	4		2.75
161	44.7	C28	28	28/1	105	132	132	255	1.44	4		2.35
150	47.9	C30	30	30/1	88	110	110	200	1.43	4		1.84
129	55.9	C35	35	35/1	110	138	165	255	1.44	4		1.97
113	63.9	C40	40	40/1	105	132	132	255	1.43	4		1.64
90	79.9	C50	50	50/1	110	138	165	255	1.43	4		1.38
161	44.7	C28	28	28/1	285	360	360	630	1.56	3		6.37
150	47.9	C30	30	30/1	215	270	270	515	1.5	3		4.49
129	55.9	C35	35	35/1	285	360	360	630	1.55	3		5.10
113	63.9	C40	40	40/1	285	360	360	630	1.49	3		4.46
90	79.9	C50	50	50/1	285	360	360	630	1.48	3		3.57
64	111.8	C70	70	70/1	285	360	360	630	1.48	3		2.55
45	159.7	D10	100	100/1	215	270	270	630	1.47	3		1.35

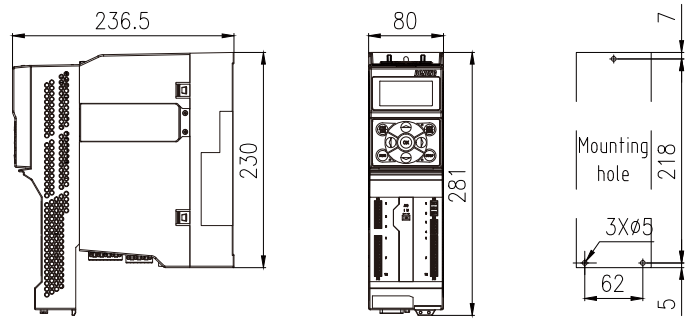
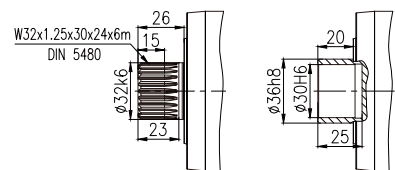
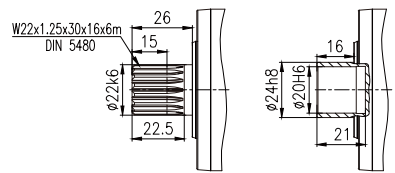
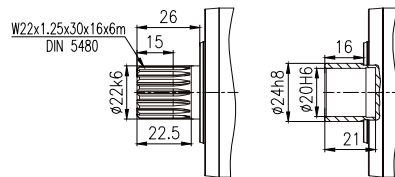
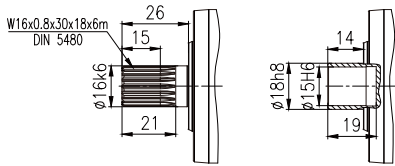
此类产品交货周期长

This kind of product has
a long delivery time.

行星精密齿轮伺服马达订货号	伺服驱动器订货号			伺服马达线缆配置订货号		伺服驱动器 制动电阻订货号
	控制模块	功率模块	操作面板	伺服马达动力线	伺服马达信号线	
Planetary precision servo gearmotor oder number	Servo drive order number			Servo motor cable configuration order number		Servo drive braking resistor order number
	Control module	Power module	Operator panel	Servo motor power line	Servo motor signal line	
PX102S□-B30-□□1□-MX036M1E45FP1	AX-□□-□□-PE	AX-PM26-B3B15-□	A1-OP25	A1-H□□-A15-□□□	A1-H17-A□□-□□□	A1-H02-A08-K-D39
PX102S□-B40-□□1□-MX036M1E45FP1	AX-□□-□□-PE	AX-PM26-B3B15-□	A1-OP25	A1-H□□-A15-□□□	A1-H17-A□□-□□□	A1-H02-A08-K-D39
PX102S□-B50-□□1□-MX036M1E45FP1	AX-□□-□□-PE	AX-PM26-B3B15-□	A1-OP25	A1-H□□-A15-□□□	A1-H17-A□□-□□□	A1-H02-A08-K-D39
PX102S□-B70-□□1□-MX036M1E45FP2	AX-□□-□□-PE	AX-PM26-B3B15-□	A1-OP25	A1-H□□-A15-□□□	A1-H17-A□□-□□□	A1-H02-A08-K-D39
PX102S□-C10-□□1□-MX036M1E45FP3	AX-□□-□□-PE	AX-PM26-B3B15-□	A1-OP25	A1-H□□-A15-□□□	A1-H17-A□□-□□□	A1-H02-A08-K-D39
PX103S□-B70-□□1□-MX036M1E45LP1	AX-□□-□□-PE	AX-PM26-B3B15-□	A1-OP25	A1-H□□-A15-□□□	A1-H17-A□□-□□□	A1-H02-A08-K-D39
PX103S□-C10-□□1□-MX036M1E45LP2	AX-□□-□□-PE	AX-PM26-B3B15-□	A1-OP25	A1-H□□-A15-□□□	A1-H17-A□□-□□□	A1-H02-A08-K-D39
PX203S□-C12-□□1□-MX036M1E45FP1	AX-□□-□□-PE	AX-PM26-B3B15-□	A1-OP25	A1-H□□-A15-□□□	A1-H17-A□□-□□□	A1-H02-A08-K-D39
PX203S□-C16-□□1□-MX036M1E45FP1	AX-□□-□□-PE	AX-PM26-B3B15-□	A1-OP25	A1-H□□-A15-□□□	A1-H17-A□□-□□□	A1-H02-A08-K-D39
PX203S□-C20-□□1□-MX036M1E45FP1	AX-□□-□□-PE	AX-PM26-B3B15-□	A1-OP25	A1-H□□-A15-□□□	A1-H17-A□□-□□□	A1-H02-A08-K-D39
PX203S□-C25-□□1□-MX036M1E45FP1	AX-□□-□□-PE	AX-PM26-B3B15-□	A1-OP25	A1-H□□-A15-□□□	A1-H17-A□□-□□□	A1-H02-A08-K-D39
PX203S□-C28-□□1□-MX036M1E45FP2	AX-□□-□□-PE	AX-PM26-B3B15-□	A1-OP25	A1-H□□-A15-□□□	A1-H17-A□□-□□□	A1-H02-A08-K-D39
PX203S□-C30-□□1□-MX036M1E45FP3	AX-□□-□□-PE	AX-PM26-B3B15-□	A1-OP25	A1-H□□-A15-□□□	A1-H17-A□□-□□□	A1-H02-A08-K-D39
PX203S□-C35-□□1□-MX036M1E45FP2	AX-□□-□□-PE	AX-PM26-B3B15-□	A1-OP25	A1-H□□-A15-□□□	A1-H17-A□□-□□□	A1-H02-A08-K-D39
PX203S□-C40-□□1□-MX036M1E45FP3	AX-□□-□□-PE	AX-PM26-B3B15-□	A1-OP25	A1-H□□-A15-□□□	A1-H17-A□□-□□□	A1-H02-A08-K-D39
PX203S□-C50-□□1□-MX036M1E45FP3	AX-□□-□□-PE	AX-PM26-B3B15-□	A1-OP25	A1-H□□-A15-□□□	A1-H17-A□□-□□□	A1-H02-A08-K-D39
PX204S□-C28-□□1□-MX036M1E45LP1	AX-□□-□□-PE	AX-PM26-B3B15-□	A1-OP25	A1-H□□-A15-□□□	A1-H17-A□□-□□□	A1-H02-A08-K-D39
PX204S□-C30-□□1□-MX036M1E45LP2	AX-□□-□□-PE	AX-PM26-B3B15-□	A1-OP25	A1-H□□-A15-□□□	A1-H17-A□□-□□□	A1-H02-A08-K-D39
PX204S□-C35-□□1□-MX036M1E45LP1	AX-□□-□□-PE	AX-PM26-B3B15-□	A1-OP25	A1-H□□-A15-□□□	A1-H17-A□□-□□□	A1-H02-A08-K-D39
PX204S□-C40-□□1□-MX036M1E45LP2	AX-□□-□□-PE	AX-PM26-B3B15-□	A1-OP25	A1-H□□-A15-□□□	A1-H17-A□□-□□□	A1-H02-A08-K-D39
PX204S□-C50-□□1□-MX036M1E45LP2	AX-□□-□□-PE	AX-PM26-B3B15-□	A1-OP25	A1-H□□-A15-□□□	A1-H17-A□□-□□□	A1-H02-A08-K-D39
PX204S□-C70-□□1□-MX036M1E45LP2	AX-□□-□□-PE	AX-PM26-B3B15-□	A1-OP25	A1-H□□-A15-□□□	A1-H17-A□□-□□□	A1-H02-A08-K-D39
PX204S□-D10-□□1□-MX036M1E45LP2	AX-□□-□□-PE	AX-PM26-B3B15-□	A1-OP25	A1-H□□-A15-□□□	A1-H17-A□□-□□□	A1-H02-A08-K-D39

Note: CM51 only supports PROFINET communication	CM55 EA EtherCAT	Without built-in N filter	Without brake 18	(Length 3m)B30	Without battery box	10 B30(Length 3m)
	PA PROFINET	With built-in F filter	With brake 16	(Length 5m)B50	With battery box	11 B50(Length 5m)
	CM51 PN PROFINET	filter		(Length 7m)B70		11 B70(Length 7m)
				(Length 10m)C10		C10(Length 10m)
				(Length 15m)C15		C15(Length 15m)
				(Length 20m)C20		C20(Length 20m)
				(Length 30m)C30	Without battery box	12 C30(Length 30m)
				(Length 40m)C40	With battery box	13 C40(Length 40m)
				(Length 50m)C50		C50(Length 50m)
					Note:	
					≤20m Signal cable A10/A11;	
					>20m Signal cable A12/A13.	

Outline dimension diagram of the equipped servo driver



Control module: AX-CM55-PA-PE(ProfNet)
or AX-CM55-EA-PE(EtherCAT)
Power module: AX-PM26-B3B15-N(Without built-in filter)
or AX-PM26-B3B15-F(With built-in filter)
Operator module: A1-OP25

伺服马达: 1.32KW 2.8Nm
2.8A 4500r/min

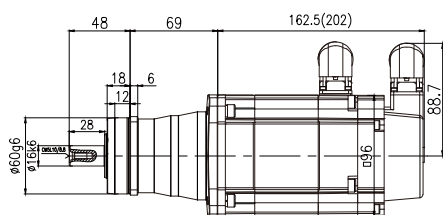
Servo motor: 1.32KW 2.8Nm
2.8A 4500r/min

齿轮箱 输出转速	齿轮箱 输出扭矩	齿轮箱 速比代号	齿轮箱 公称速比	齿轮箱 精确速比	齿轮箱 额定扭矩	齿轮箱最大 加速扭矩	齿轮箱 最大扭矩	齿轮箱 急停扭矩	齿轮箱 转动惯量	齿轮箱最大 回程间隙	齿轮箱 扭转刚度	齿轮箱 服务系数
Gearbox output speed	Gearbox Output torque	Gearbox speed ratio code	Gearbox nominal speed ratio	Gearbox accurate speed ratio	Gearbox rated torque	Gearbox Maximum acceleration torque	Gearbox maximum torque	Gearbox Emergency stop torque	Gearbox rotational inertia	Gearbox Maximum return clearance	Gearbox torsional stiffness	Gearbox Service factor
n_{2N} r/min	T_2 N.m	Code	i	i_{ex}	T_{2N} N.m	T_{2B} N.m	T_{2a} N.m	T_{2NOT} N.m	J_1 kgcm ²	J_t arcmin	C_2 Nm/arcmin	f
1500	8.2	B30	3	3/1	22	40	55	100	2.7	4		2.70
1125	10.9	B40	4	4/4	28	52	70	110	2.62	4		2.58
900	13.6	B50	5	5/1	28	52	70	110	2.59	4		2.06
1500	8.2	B30	3	3/1	66	108	142	200	3.21	3		8.10
1125	10.9	B40	4	4/1	85	140	185	255	2.89	3		7.82
900	13.6	B50	5	5/1	85	140	185	255	2.76	3		6.26
643	19.0	B70	7	7/1	85	140	185	255	2.65	3		4.47
450	27.2	C10	10	10/1	85	120	160	200	2.59	3		3.13
375	31.6	C12	12	12/1	88	110	110	200	2.65	4		2.78
281	42.2	C16	16	16/1	105	132	132	255	2.63	4		2.49
225	52.7	C20	20	20/1	105	132	132	255	2.6	4		1.99
180	65.9	C25	25	25/1	110	138	165	255	2.6	4		1.67
375	31.6	C12	12	12/1	215	270	270	515	3.05	3		6.80
281	42.2	C16	16	16/1	250	360	360	630	2.97	3		5.93
225	52.7	C20	20	20/1	265	360	360	630	2.82	3		5.03
180	65.9	C25	25	25/1	265	360	360	630	2.8	3		4.02
161	73.8	C28	28	28/1	285	360	360	630	2.68	3		3.86
150	79.1	C30	30	30/1	215	270	270	515	2.62	3		2.72
129	92.3	C35	35	35/1	285	360	360	630	2.67	3		3.09
113	105.4	C40	40	40/1	285	360	360	630	2.61	3		2.70
90	131.8	C50	50	50/1	285	360	360	630	2.6	3		2.16
64	184.5	C70	70	70/1	285	360	360	630	2.6	3		1.54
161	73.8	C28	28	28/1	570	760	760	1350	3.07	2		7.72
150	79.1	C30	30	30/1	300	530	530	1250	2.83	2		3.79
129	92.3	C35	35	35/1	560	700	700	1350	3.03	2		6.07
113	105.4	C40	40	40/1	610	760	760	1350	2.8	2		5.79
90	131.8	C50	50	50/1	560	700	700	1350	2.78	2		4.25
64	184.5	C70	70	70/1	610	725	725	1350	2.77	2		3.31
45	263.6	D10	100	100/1	490	590	590	1250	2.76	2		1.86

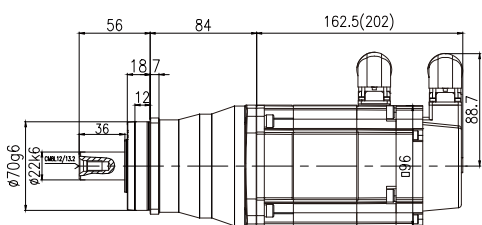
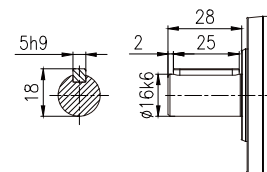
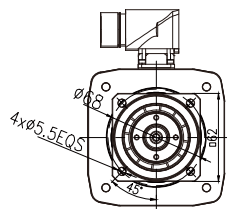
行星精密齿轮伺服马达订货号	伺服驱动器订货号			伺服马达线缆配置订货号		伺服驱动器 制动电阻订货号
	控制模块	功率模块	操作面板	伺服马达动力线	伺服马达信号线	
Planetary precision servo gearmotor Order number	Servo Drive Order Number			Servo Motor Cable Configuration Order Number		Servo Drive Braking Resistor Order Number
	Control module	Power module	Operator panel	Servo motor power line	Servo motor Signal line	
PX102S□-B30-□□1□-MX048S1E45FP1	AX-□□-□□-PE	AX-PM26-B3B22-□	A1-OP25	A1-H□□-A15-□□□	A1-H17-A□□-□□□	A1-H02-A15-K-D18
PX102S□-B40-□□1□-MX048S1E45FP1	AX-□□-□□-PE	AX-PM26-B3B22-□	A1-OP25	A1-H□□-A15-□□□	A1-H17-A□□-□□□	A1-H02-A15-K-D18
PX102S□-B50-□□1□-MX048S1E45FP1	AX-□□-□□-PE	AX-PM26-B3B22-□	A1-OP25	A1-H□□-A15-□□□	A1-H17-A□□-□□□	A1-H02-A15-K-D18
PX103S□-B30-□□1□-MX048S1E45FP2	AX-□□-□□-PE	AX-PM26-B3B22-□	A1-OP25	A1-H□□-A15-□□□	A1-H17-A□□-□□□	A1-H02-A15-K-D18
PX103S□-B40-□□1□-MX048S1E45FP2	AX-□□-□□-PE	AX-PM26-B3B22-□	A1-OP25	A1-H□□-A15-□□□	A1-H17-A□□-□□□	A1-H02-A15-K-D18
PX103S□-B50-□□1□-MX048S1E45FP2	AX-□□-□□-PE	AX-PM26-B3B22-□	A1-OP25	A1-H□□-A15-□□□	A1-H17-A□□-□□□	A1-H02-A15-K-D18
PX103S□-B70-□□1□-MX048S1E45FP3	AX-□□-□□-PE	AX-PM26-B3B22-□	A1-OP25	A1-H□□-A15-□□□	A1-H17-A□□-□□□	A1-H02-A15-K-D18
PX103S□-C10-□□1□-MX048S1E45FP4	AX-□□-□□-PE	AX-PM26-B3B22-□	A1-OP25	A1-H□□-A15-□□□	A1-H17-A□□-□□□	A1-H02-A15-K-D18
PX203S□-C12-□□1□-MX048S1E45FP1	AX-□□-□□-PE	AX-PM26-B3B22-□	A1-OP25	A1-H□□-A15-□□□	A1-H17-A□□-□□□	A1-H02-A15-K-D18
PX203S□-C16-□□1□-MX048S1E45FP1	AX-□□-□□-PE	AX-PM26-B3B22-□	A1-OP25	A1-H□□-A15-□□□	A1-H17-A□□-□□□	A1-H02-A15-K-D18
PX203S□-C20-□□1□-MX048S1E45FP1	AX-□□-□□-PE	AX-PM26-B3B22-□	A1-OP25	A1-H□□-A15-□□□	A1-H17-A□□-□□□	A1-H02-A15-K-D18
PX203S□-C25-□□1□-MX048S1E45FP1	AX-□□-□□-PE	AX-PM26-B3B22-□	A1-OP25	A1-H□□-A15-□□□	A1-H17-A□□-□□□	A1-H02-A15-K-D18
PX204S□-C12-□□1□-MX048S1E45FP2	AX-□□-□□-PE	AX-PM26-B3B22-□	A1-OP25	A1-H□□-A15-□□□	A1-H17-A□□-□□□	A1-H02-A15-K-D18
PX204S□-C16-□□1□-MX048S1E45FP2	AX-□□-□□-PE	AX-PM26-B3B22-□	A1-OP25	A1-H□□-A15-□□□	A1-H17-A□□-□□□	A1-H02-A15-K-D18
PX204S□-C20-□□1□-MX048S1E45FP2	AX-□□-□□-PE	AX-PM26-B3B22-□	A1-OP25	A1-H□□-A15-□□□	A1-H17-A□□-□□□	A1-H02-A15-K-D18
PX204S□-C25-□□1□-MX048S1E45FP2	AX-□□-□□-PE	AX-PM26-B3B22-□	A1-OP25	A1-H□□-A15-□□□	A1-H17-A□□-□□□	A1-H02-A15-K-D18
PX204S□-C28-□□1□-MX048S1E45FP3	AX-□□-□□-PE	AX-PM26-B3B22-□	A1-OP25	A1-H□□-A15-□□□	A1-H17-A□□-□□□	A1-H02-A15-K-D18
PX204S□-C30-□□1□-MX048S1E45FP4	AX-□□-□□-PE	AX-PM26-B3B22-□	A1-OP25	A1-H□□-A15-□□□	A1-H17-A□□-□□□	A1-H02-A15-K-D18
PX204S□-C35-□□1□-MX048S1E45FP3	AX-□□-□□-PE	AX-PM26-B3B22-□	A1-OP25	A1-H□□-A15-□□□	A1-H17-A□□-□□□	A1-H02-A15-K-D18
PX204S□-C40-□□1□-MX048S1E45FP4	AX-□□-□□-PE	AX-PM26-B3B22-□	A1-OP25	A1-H□□-A15-□□□	A1-H17-A□□-□□□	A1-H02-A15-K-D18
PX204S□-C50-□□1□-MX048S1E45FP4	AX-□□-□□-PE	AX-PM26-B3B22-□	A1-OP25	A1-H□□-A15-□□□	A1-H17-A□□-□□□	A1-H02-A15-K-D18
PX204S□-C70-□□1□-MX048S1E45FP4	AX-□□-□□-PE	AX-PM26-B3B22-□	A1-OP25	A1-H□□-A15-□□□	A1-H17-A□□-□□□	A1-H02-A15-K-D18
PX205S□-C28-□□1□-MX048S1E45LP1	AX-□□-□□-PE	AX-PM26-B3B22-□	A1-OP25	A1-H□□-A15-□□□	A1-H17-A□□-□□□	A1-H02-A15-K-D18
PX205S□-C30-□□1□-MX048S1E45LP2	AX-□□-□□-PE	AX-PM26-B3B22-□	A1-OP25	A1-H□□-A15-□□□	A1-H17-A□□-□□□	A1-H02-A15-K-D18
PX205S□-C35-□□1□-MX048S1E45LP1	AX-□□-□□-PE	AX-PM26-B3B22-□	A1-OP25	A1-H□□-A15-□□□	A1-H17-A□□-□□□	A1-H02-A15-K-D18
PX205S□-C40-□□1□-MX048S1E45LP2	AX-□□-□□-PE	AX-PM26-B3B22-□	A1-OP25	A1-H□□-A15-□□□	A1-H17-A□□-□□□	A1-H02-A15-K-D18
PX205S□-C50-□□1□-MX048S1E45LP2	AX-□□-□□-PE	AX-PM26-B3B22-□	A1-OP25	A1-H□□-A15-□□□	A1-H17-A□□-□□□	A1-H02-A15-K-D18
PX205S□-C70-□□1□-MX048S1E45LP2	AX-□□-□□-PE	AX-PM26-B3B22-□	A1-OP25	A1-H□□-A15-□□□	A1-H17-A□□-□□□	A1-H02-A15-K-D18
PX205S□-D10-□□1□-MX048S1E45LP2	AX-□□-□□-PE	AX-PM26-B3B22-□	A1-OP25	A1-H□□-A15-□□□	A1-H17-A□□-□□□	A1-H02-A15-K-D18

Note:	CM55	EA EtherCAT	Without built-in N filter	Without brake 18	(Length 3m)B30	Without battery box	10 B30(Length 3m)
		PA PROFINET	With built-in F filter	With brake 16	(Length 5m)B50	With battery box	11 B50(Length 5m)
		CM51	PN PROFINET		(Length 7m)B70		13 B70(Length 7m)
					(Length 10m)C10		12 C10(Length 10m)
					(Length 15m)C15		11 C15(Length 15m)
					(Length 20m)C20		10 C20(Length 20m)
					(Length 30m)C30	Without battery box	12 C30(Length 30m)
					(Length 40m)C40	With battery box	13 C40(Length 40m)
					(Length 50m)C50		11 C50(Length 50m)
						Note:	
						≤20m Signal cable A10/A11;	
						>20m Signal cable A12/A13.	

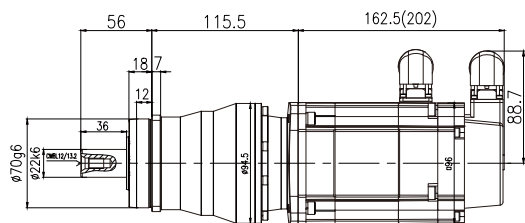
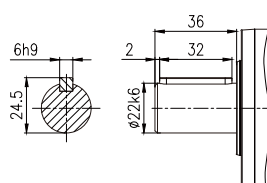
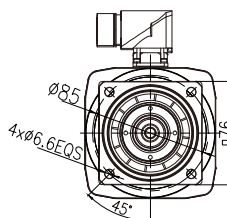
MX048S Outline dimension diagram (mm)



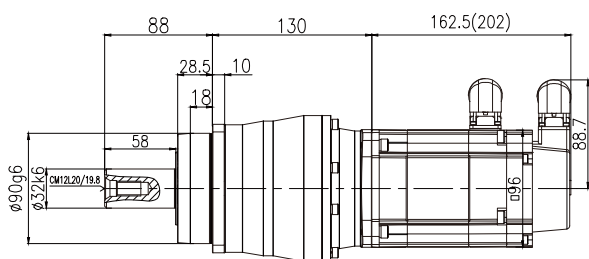
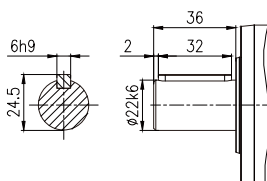
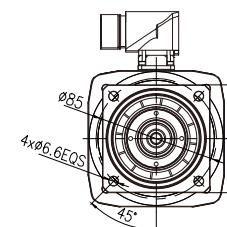
PX102S□-□-□□1□-MX048S1E45□P□



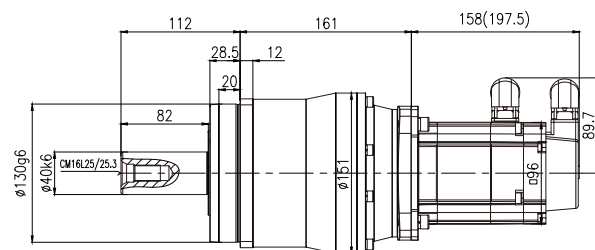
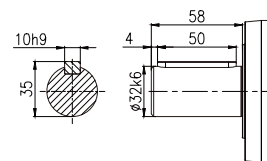
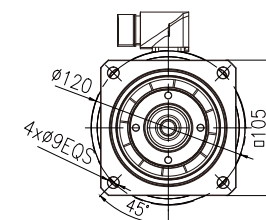
PX103S□-□-□□1□-MX048S1E45□P□



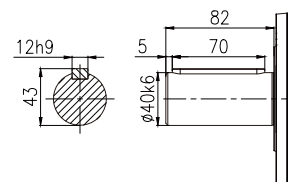
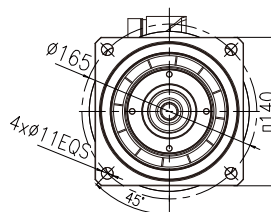
PX203S□-□-□□1□-MX048S1E45□P□



PX204S□-□-□□1□-MX048S1E45□P□



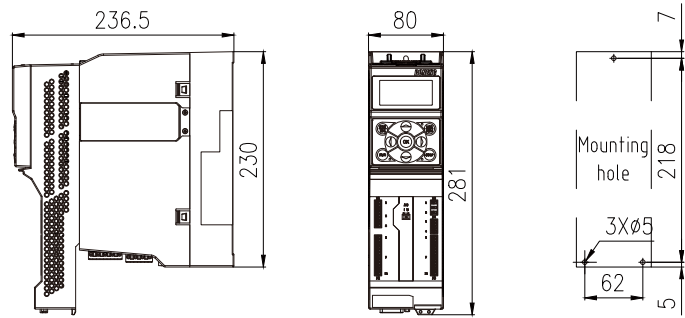
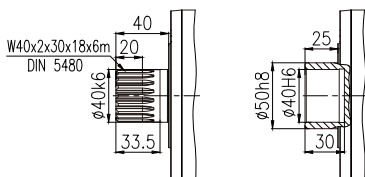
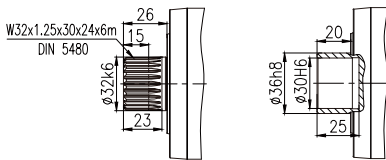
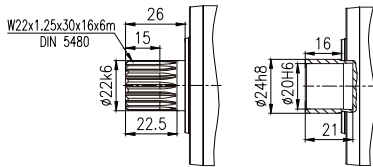
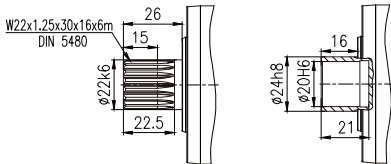
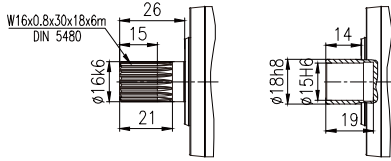
PX205S□-□-□□1□-MX048S1E45□P□



注：() 为带制动器尺寸

Note: () is the size with brake.

Outline dimension diagram of the equipped servo driver



Control module: AX-CM55-PA-PE(ProfiNet)
or AX-CM55-EA-PE(EtherCAT)
Power module: AX-PM26-B3B22-N(Without built-in filter)
or AX-PM26-B3B22-F(With built-in filter)
Operator module: A1-OP25

伺服马达: 1.55KW 3.3Nm
3.3A 4500r/min

Servo motor: 1.55KW 3.3Nm
3.3A 4500r/min

齿轮箱 输出转速	齿轮箱 输出扭矩	齿轮箱 速比代号	齿轮箱 公称速比	齿轮箱 精确速比	齿轮箱 额定扭矩	齿轮箱最大 加速扭矩	齿轮箱 最大扭矩	齿轮箱 急停扭矩	齿轮箱 转动惯量	齿轮箱最大 回程间隙	齿轮箱 扭转刚度	齿轮箱 服务系数
Gearbox output speed	Gearbox output torque	Gearbox speed ratio code	Gearbox nominal speed ratio	Gearbox accurate speed ratio	Gearbox rated torque	Gearbox maximum acceleration torque	Gearbox maximum torque	Gearbox emergency stop torque	Gearbox rotational inertia	Gearbox maximum return clearance	Gearbox torsional stiffness	Gearbox service factor
n_{2N} r/min	T_2 N.m	Code	i	i_{ex}	T_{2N} N.m	T_{2B} N.m	T_{2a} N.m	T_{2NOT} N.m	J_1 kgcm ²	J_t arcmin	C_2 Nm/arcmin	f
1500	9.6	B30	3	3/1	22	40	55	100	5.02	4		2.30
1125	12.8	B40	4	4/1	28	52	70	110	4.94	4		2.19
900	16.0	B50	5	5/1	28	52	70	110	4.91	4		1.76
1500	9.6	B30	3	3/1	66	108	142	200	5.53	3		6.89
1125	12.8	B40	4	4/1	85	140	185	255	5.21	3		6.66
900	16.0	B50	5	5/1	85	140	185	255	5.08	3		5.33
643	22.3	B70	7	7/1	85	140	185	255	4.97	3		3.81
450	31.9	C10	10	10/1	85	120	160	200	4.91	3		2.66
375	37.1	C12	12	12/1	88	110	110	200	4.97	4		2.37
281	49.5	C16	16	16/1	105	132	132	255	4.95	4		2.12
225	61.9	C20	20	20/1	105	132	132	255	4.92	4		1.70
180	77.4	C25	25	25/1	110	138	165	255	4.92	4		1.42
375	37.1	C12	12	12/1	215	270	270	515	5.37	3		5.79
281	49.5	C16	16	16/1	250	360	360	630	5.29	3		5.05
225	61.9	C20	20	20/1	265	360	360	630	5.14	3		4.28
180	77.4	C25	25	25/1	265	360	360	630	5.12	3		3.42
161	86.7	C28	28	28/1	285	360	360	630	5.1	3		3.29
150	92.9	C30	30	30/1	215	270	270	515	4.94	3		2.32
129	108.3	C35	35	35/1	285	360	360	630	4.99	3		2.63
113	123.8	C40	40	40/1	285	360	360	630	4.93	3		2.30
90	154.8	C50	50	50/1	285	360	360	630	4.92	3		1.84
64	216.7	C70	70	70/1	285	360	360	630	4.92	3		1.32
161	86.7	C28	28	28/1	570	760	760	1350	5.39	2		6.58
150	92.9	C30	30	30/1	300	530	530	1250	5.15	2		3.23
129	108.3	C35	35	35/1	560	700	700	1350	5.35	2		5.17
113	123.8	C40	40	40/1	610	760	760	1350	5.12	2		4.93
90	154.8	C50	50	50/1	560	700	700	1350	5.1	2		3.62
64	216.7	C70	70	70/1	610	725	725	1350	5.09	2		2.82
45	309.5	D10	100	100/1	490	590	590	1250	5.08	2		1.58

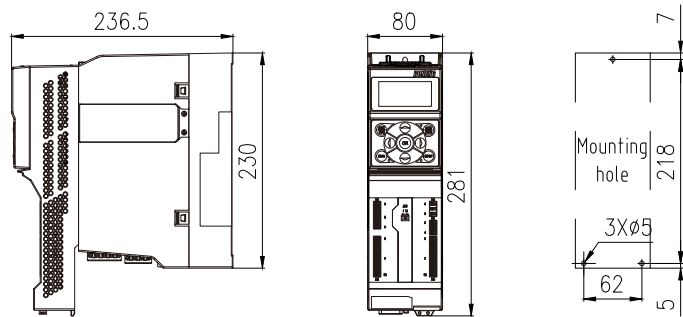
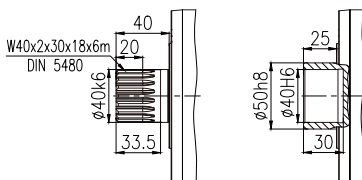
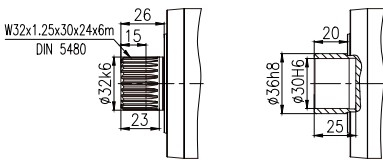
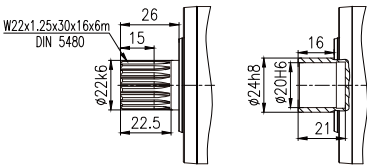
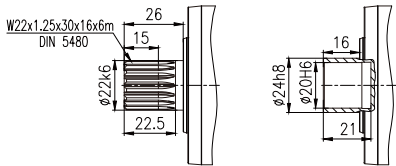
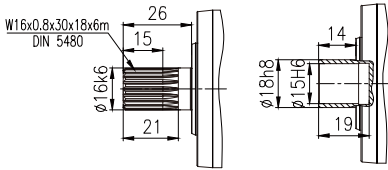
此类产品交货周期长

This kind of product has
a long delivery time.

行星精密齿轮伺服马达订货号	伺服驱动器订货号			伺服马达线缆配置订货号		伺服驱动器 制动电阻订货号
	控制模块	功率模块	操作面板	伺服马达动力线	伺服马达信号线	
Planetary precision servo gearmotor oder number	Servo drive order number			Servo motor cable configuration order number		Servo drive braking resistor order number
	Control module	Power module	Operator panel	Servo motor power line	Servo motor signal line	
PX102S□-B30-□□1□-MX048M1E45FP1	AX-□□-□□-PE	AX-PM26-B3B22-□	A1-OP25	A1-H□□-A15-□□□	A1-H17-A□□-□□□	A1-H02-A15-K-D18
PX102S□-B40-□□1□-MX048M1E45FP1	AX-□□-□□-PE	AX-PM26-B3B22-□	A1-OP25	A1-H□□-A15-□□□	A1-H17-A□□-□□□	A1-H02-A15-K-D18
PX102S□-B50-□□1□-MX048M1E45FP1	AX-□□-□□-PE	AX-PM26-B3B22-□	A1-OP25	A1-H□□-A15-□□□	A1-H17-A□□-□□□	A1-H02-A15-K-D18
PX103S□-B30-□□1□-MX048M1E45FP2	AX-□□-□□-PE	AX-PM26-B3B22-□	A1-OP25	A1-H□□-A15-□□□	A1-H17-A□□-□□□	A1-H02-A15-K-D18
PX103S□-B40-□□1□-MX048M1E45FP2	AX-□□-□□-PE	AX-PM26-B3B22-□	A1-OP25	A1-H□□-A15-□□□	A1-H17-A□□-□□□	A1-H02-A15-K-D18
PX103S□-B50-□□1□-MX048M1E45FP2	AX-□□-□□-PE	AX-PM26-B3B22-□	A1-OP25	A1-H□□-A15-□□□	A1-H17-A□□-□□□	A1-H02-A15-K-D18
PX103S□-B70-□□1□-MX048M1E45FP3	AX-□□-□□-PE	AX-PM26-B3B22-□	A1-OP25	A1-H□□-A15-□□□	A1-H17-A□□-□□□	A1-H02-A15-K-D18
PX103S□-C10-□□1□-MX048M1E45FP4	AX-□□-□□-PE	AX-PM26-B3B22-□	A1-OP25	A1-H□□-A15-□□□	A1-H17-A□□-□□□	A1-H02-A15-K-D18
PX203S□-C12-□□1□-MX048M1E45FP1	AX-□□-□□-PE	AX-PM26-B3B22-□	A1-OP25	A1-H□□-A15-□□□	A1-H17-A□□-□□□	A1-H02-A15-K-D18
PX203S□-C16-□□1□-MX048M1E45FP1	AX-□□-□□-PE	AX-PM26-B3B22-□	A1-OP25	A1-H□□-A15-□□□	A1-H17-A□□-□□□	A1-H02-A15-K-D18
PX203S□-C20-□□1□-MX048M1E45FP1	AX-□□-□□-PE	AX-PM26-B3B22-□	A1-OP25	A1-H□□-A15-□□□	A1-H17-A□□-□□□	A1-H02-A15-K-D18
PX203S□-C25-□□1□-MX048M1E45FP1	AX-□□-□□-PE	AX-PM26-B3B22-□	A1-OP25	A1-H□□-A15-□□□	A1-H17-A□□-□□□	A1-H02-A15-K-D18
PX204S□-C12-□□1□-MX048M1E45FP2	AX-□□-□□-PE	AX-PM26-B3B22-□	A1-OP25	A1-H□□-A15-□□□	A1-H17-A□□-□□□	A1-H02-A15-K-D18
PX204S□-C16-□□1□-MX048M1E45FP2	AX-□□-□□-PE	AX-PM26-B3B22-□	A1-OP25	A1-H□□-A15-□□□	A1-H17-A□□-□□□	A1-H02-A15-K-D18
PX204S□-C20-□□1□-MX048M1E45FP2	AX-□□-□□-PE	AX-PM26-B3B22-□	A1-OP25	A1-H□□-A15-□□□	A1-H17-A□□-□□□	A1-H02-A15-K-D18
PX204S□-C25-□□1□-MX048M1E45FP2	AX-□□-□□-PE	AX-PM26-B3B22-□	A1-OP25	A1-H□□-A15-□□□	A1-H17-A□□-□□□	A1-H02-A15-K-D18
PX204S□-C28-□□1□-MX048M1E45FP3	AX-□□-□□-PE	AX-PM26-B3B22-□	A1-OP25	A1-H□□-A15-□□□	A1-H17-A□□-□□□	A1-H02-A15-K-D18
PX204S□-C30-□□1□-MX048M1E45FP4	AX-□□-□□-PE	AX-PM26-B3B22-□	A1-OP25	A1-H□□-A15-□□□	A1-H17-A□□-□□□	A1-H02-A15-K-D18
PX204S□-C35-□□1□-MX048M1E45FP3	AX-□□-□□-PE	AX-PM26-B3B22-□	A1-OP25	A1-H□□-A15-□□□	A1-H17-A□□-□□□	A1-H02-A15-K-D18
PX204S□-C40-□□1□-MX048M1E45FP4	AX-□□-□□-PE	AX-PM26-B3B22-□	A1-OP25	A1-H□□-A15-□□□	A1-H17-A□□-□□□	A1-H02-A15-K-D18
PX204S□-C50-□□1□-MX048M1E45FP4	AX-□□-□□-PE	AX-PM26-B3B22-□	A1-OP25	A1-H□□-A15-□□□	A1-H17-A□□-□□□	A1-H02-A15-K-D18
PX204S□-C70-□□1□-MX048M1E45FP4	AX-□□-□□-PE	AX-PM26-B3B22-□	A1-OP25	A1-H□□-A15-□□□	A1-H17-A□□-□□□	A1-H02-A15-K-D18
PX205S□-C28-□□1□-MX048M1E45LP2	AX-□□-□□-PE	AX-PM26-B3B22-□	A1-OP25	A1-H□□-A15-□□□	A1-H17-A□□-□□□	A1-H02-A15-K-D18
PX205S□-C30-□□1□-MX048M1E45LP2	AX-□□-□□-PE	AX-PM26-B3B22-□	A1-OP25	A1-H□□-A15-□□□	A1-H17-A□□-□□□	A1-H02-A15-K-D18
PX205S□-C35-□□1□-MX048M1E45LP1	AX-□□-□□-PE	AX-PM26-B3B22-□	A1-OP25	A1-H□□-A15-□□□	A1-H17-A□□-□□□	A1-H02-A15-K-D18
PX205S□-C40-□□1□-MX048M1E45LP2	AX-□□-□□-PE	AX-PM26-B3B22-□	A1-OP25	A1-H□□-A15-□□□	A1-H17-A□□-□□□	A1-H02-A15-K-D18
PX205S□-C50-□□1□-MX048M1E45LP2	AX-□□-□□-PE	AX-PM26-B3B22-□	A1-OP25	A1-H□□-A15-□□□	A1-H17-A□□-□□□	A1-H02-A15-K-D18
PX205S□-C70-□□1□-MX048M1E45LP2	AX-□□-□□-PE	AX-PM26-B3B22-□	A1-OP25	A1-H□□-A15-□□□	A1-H17-A□□-□□□	A1-H02-A15-K-D18
PX205S□-D10-□□1□-MX048M1E45LP2	AX-□□-□□-PE	AX-PM26-B3B22-□	A1-OP25	A1-H□□-A15-□□□	A1-H17-A□□-□□□	A1-H02-A15-K-D18

CM55	EA EtherCAT	Without built-in N	Without brake 18	(Length 3m)B30	Without 10	B30(Length 3m)
	PA PROFINET	filter			battery box	B50(Length 5m)
		With built-in F	With brake 16	(Length 5m)B50	With 11	B70(Length 7m)
		filter		(Length 7m)B70	battery box	C10(Length 10m)
Note:	CM51 only supports PROFINET communication	Note:		(Length 10m)C10		C15(Length 15m)
		PM26 Power Module with built-in filter, long lead times for this configuration.		(Length 15m)C15		C20(Length 20m)
				(Length 20m)C20		C30(Length 30m)
				(Length 30m)C30	Without 12	C40(Length 40m)
				(Length 40m)C40	battery box	C50(Length 50m)
				(Length 50m)C50	With 13	
					battery box	
					Note:	
						≤20m Signal cable A10/A11;
						>20m Signal cable A12/A13.

Outline dimension diagram of the equipped servo driver



Control module: AX-CM55-PA-PE(ProfiNet)
or AX-CM55-EA-PE(EtherCAT)
Power module: AX-PM26-B3B22-N(Without built-in filter)
or AX-PM26-B3B22-F(With built-in filter)
Operator module: A1-OP25

伺服马达: 1.7KW 5.4Nm
3.6A 3000r/min

Servo motor: 1.7KW 5.4Nm
3.6A 3000r/min

齿轮箱 输出转速	齿轮箱 输出扭矩	齿轮箱 速比代号	齿轮箱 公称速比	齿轮箱 精确速比	齿轮箱 额定扭矩	齿轮箱最大 加速扭矩	齿轮箱 最大扭矩	齿轮箱 急停扭矩	齿轮箱 转动惯量	齿轮箱最大 回程间隙	齿轮箱 扭转刚度	齿轮箱 服务系数
Gearbox output speed	Gearbox output torque	Gearbox speed ratio code	Gearbox nominal speed ratio	Gearbox accurate speed ratio	Gearbox rated torque	Gearbox maximum acceleration torque	Gearbox maximum torque	Gearbox emergency stop torque	Gearbox rotational inertia	Gearbox maximum return clearance	Gearbox torsional stiffness	Gearbox service factor
n_{2N} r/min	T_2 N.m	Code	i	i_{ex}	T_{2N} N.m	T_{2B} N.m	T_{2a} N.m	T_{2NOT} N.m	J_1 kgcm ²	J_t arcmin	C_2 Nm/arcmin	f
1000	15.7	B30	3	3/1	66	108	142	200	8.04	3		4.19
750	21.0	B40	4	4/1	85	140	185	255	7.72	3		4.05
600	26.2	B50	5	5/1	85	140	185	255	7.59	3		3.24
429	36.7	B70	7	7/1	85	140	185	255	7.48	3		2.31
300	52.5	C10	10	10/1	85	120	160	200	7.42	3		1.62
1000	15.7	B30	3	3/1	138	290	390	515	10.05	2		8.76
750	21.0	B40	4	4/1	185	390	515	630	8.75	2		8.81
600	26.2	B50	5	5/1	185	390	515	630	8.26	2		7.05
429	36.7	B70	7	7/1	185	390	445	630	7.83	2		5.03
300	52.5	C10	10	10/1	185	290	390	630	7.6	2		3.52
250	61.1	C12	12	12/1	215	270	270	515	7.88	3		3.52
188	81.5	C16	16	16/1	250	360	360	630	7.8	3		3.07
150	101.8	C20	20	20/1	265	360	360	630	7.65	3		2.60
120	127.3	C25	25	25/1	265	360	360	630	7.63	3		2.08
107	142.6	C28	28	28/1	285	360	360	630	7.51	3		2.00
100	152.8	C30	30	30/1	215	270	270	515	7.45	3		1.41
86	178.2	C35	35	35/1	285	360	360	630	7.5	3		1.60
75	203.7	C40	40	40/1	285	360	360	630	7.44	3		1.40
60	254.6	C50	50	50/1	285	360	360	630	7.43	3		1.12
250	61.1	C12	12	12/1	300	530	530	1250	8.94	2		4.91
188	81.5	C16	16	16/1	480	760	760	1350	8.78	2		5.89
150	101.8	C20	20	20/1	515	760	760	1350	8.41	2		5.06
120	127.3	C25	25	25/1	515	700	700	1350	8.34	2		4.05
107	142.6	C28	28	28/1	570	760	760	1350	7.9	2		4.00
100	152.8	C30	30	30/1	300	530	530	1250	7.66	2		1.96
86	178.2	C35	35	35/1	560	700	700	1350	7.86	2		3.14
75	203.7	C40	40	40/1	610	760	760	1350	7.63	2		2.99
60	254.6	C50	50	50/1	560	700	700	1350	7.61	2		2.20
43	356.4	C70	70	70/1	610	725	725	1350	7.6	2		1.71
100	152.8	C30	30	30/1	730	1300	1300	2850	8.43	2		4.78
75	203.7	C40	40	40/1	1200	1600	1600	2850	8.29	2		5.89
60	254.6	C50	50	50/1	1200	1600	2000	2850	8.23	2		4.71
43	356.4	C70	70	70/1	1200	1500	1500	2850	8.18	2		3.37
30	509.2	D10	100	100/1	970	1300	1400	2850	8.16	2		1.91

行星精密齿轮伺服马达订货号	伺服驱动器订货号			伺服马达线缆配置订货号		伺服驱动器 制动电阻订货号
	控制模块	功率模块	操作面板	伺服马达动力线	伺服马达信号线	
Planetary precision servomotor oder number	Servo drive order number			Servo motor cable configuration order number		Servo drive braking resistor order number
	Control module	Power module	Operator panel	Servo motor power line	Servo motor signal line	
PX103S□-B30-□□1□-MX063S1E30FP1	AX-□□-□□-PE	AX-PM26-B3B30-□	A1-OP25	A1-H□□-A15-□□□	A1-H17-A□□-□□□	A1-H02-A15-K-D18
PX103S□-B40-□□1□-MX063S1E30FP1	AX-□□-□□-PE	AX-PM26-B3B30-□	A1-OP25	A1-H□□-A15-□□□	A1-H17-A□□-□□□	A1-H02-A15-K-D18
PX103S□-B50-□□1□-MX063S1E30FP1	AX-□□-□□-PE	AX-PM26-B3B30-□	A1-OP25	A1-H□□-A15-□□□	A1-H17-A□□-□□□	A1-H02-A15-K-D18
PX103S□-B70-□□1□-MX063S1E30FP2	AX-□□-□□-PE	AX-PM26-B3B30-□	A1-OP25	A1-H□□-A15-□□□	A1-H17-A□□-□□□	A1-H02-A15-K-D18
PX103S□-C10-□□1□-MX063S1E30FP3	AX-□□-□□-PE	AX-PM26-B3B30-□	A1-OP25	A1-H□□-A15-□□□	A1-H17-A□□-□□□	A1-H02-A15-K-D18
PX104S□-B30-□□1□-MX063S1E30FP4	AX-□□-□□-PE	AX-PM26-B3B30-□	A1-OP25	A1-H□□-A15-□□□	A1-H17-A□□-□□□	A1-H02-A15-K-D18
PX104S□-B40-□□1□-MX063S1E30FP4	AX-□□-□□-PE	AX-PM26-B3B30-□	A1-OP25	A1-H□□-A15-□□□	A1-H17-A□□-□□□	A1-H02-A15-K-D18
PX104S□-B50-□□1□-MX063S1E30FP4	AX-□□-□□-PE	AX-PM26-B3B30-□	A1-OP25	A1-H□□-A15-□□□	A1-H17-A□□-□□□	A1-H02-A15-K-D18
PX104S□-B70-□□1□-MX063S1E30FP5	AX-□□-□□-PE	AX-PM26-B3B30-□	A1-OP25	A1-H□□-A15-□□□	A1-H17-A□□-□□□	A1-H02-A15-K-D18
PX104S□-C10-□□1□-MX063S1E30FP6	AX-□□-□□-PE	AX-PM26-B3B30-□	A1-OP25	A1-H□□-A15-□□□	A1-H17-A□□-□□□	A1-H02-A15-K-D18
PX204S□-C12-□□1□-MX063S1E30FP1	AX-□□-□□-PE	AX-PM26-B3B30-□	A1-OP25	A1-H□□-A15-□□□	A1-H17-A□□-□□□	A1-H02-A15-K-D18
PX204S□-C20-□□1□-MX063S1E30FP1	AX-□□-□□-PE	AX-PM26-B3B30-□	A1-OP25	A1-H□□-A15-□□□	A1-H17-A□□-□□□	A1-H02-A15-K-D18
PX204S□-C25-□□1□-MX063S1E30FP1	AX-□□-□□-PE	AX-PM26-B3B30-□	A1-OP25	A1-H□□-A15-□□□	A1-H17-A□□-□□□	A1-H02-A15-K-D18
PX204S□-C28-□□1□-MX063S1E30FP2	AX-□□-□□-PE	AX-PM26-B3B30-□	A1-OP25	A1-H□□-A15-□□□	A1-H17-A□□-□□□	A1-H02-A15-K-D18
PX204S□-C30-□□1□-MX063S1E30FP3	AX-□□-□□-PE	AX-PM26-B3B30-□	A1-OP25	A1-H□□-A15-□□□	A1-H17-A□□-□□□	A1-H02-A15-K-D18
PX204S□-C35-□□1□-MX063S1E30FP2	AX-□□-□□-PE	AX-PM26-B3B30-□	A1-OP25	A1-H□□-A15-□□□	A1-H17-A□□-□□□	A1-H02-A15-K-D18
PX204S□-C40-□□1□-MX063S1E30FP3	AX-□□-□□-PE	AX-PM26-B3B30-□	A1-OP25	A1-H□□-A15-□□□	A1-H17-A□□-□□□	A1-H02-A15-K-D18
PX204S□-C50-□□1□-MX063S1E30FP3	AX-□□-□□-PE	AX-PM26-B3B30-□	A1-OP25	A1-H□□-A15-□□□	A1-H17-A□□-□□□	A1-H02-A15-K-D18
PX205S□-C12-□□1□-MX063S1E30FP4	AX-□□-□□-PE	AX-PM26-B3B30-□	A1-OP25	A1-H□□-A15-□□□	A1-H17-A□□-□□□	A1-H02-A15-K-D18
PX205S□-C16-□□1□-MX063S1E30FP4	AX-□□-□□-PE	AX-PM26-B3B30-□	A1-OP25	A1-H□□-A15-□□□	A1-H17-A□□-□□□	A1-H02-A15-K-D18
PX205S□-C20-□□1□-MX063S1E30FP4	AX-□□-□□-PE	AX-PM26-B3B30-□	A1-OP25	A1-H□□-A15-□□□	A1-H17-A□□-□□□	A1-H02-A15-K-D18
PX205S□-C25-□□1□-MX063S1E30FP4	AX-□□-□□-PE	AX-PM26-B3B30-□	A1-OP25	A1-H□□-A15-□□□	A1-H17-A□□-□□□	A1-H02-A15-K-D18
PX205S□-C28-□□1□-MX063S1E30FP5	AX-□□-□□-PE	AX-PM26-B3B30-□	A1-OP25	A1-H□□-A15-□□□	A1-H17-A□□-□□□	A1-H02-A15-K-D18
PX205S□-C30-□□1□-MX063S1E30FP6	AX-□□-□□-PE	AX-PM26-B3B30-□	A1-OP25	A1-H□□-A15-□□□	A1-H17-A□□-□□□	A1-H02-A15-K-D18
PX205S□-C35-□□1□-MX063S1E30FP5	AX-□□-□□-PE	AX-PM26-B3B30-□	A1-OP25	A1-H□□-A15-□□□	A1-H17-A□□-□□□	A1-H02-A15-K-D18
PX205S□-C40-□□1□-MX063S1E30FP6	AX-□□-□□-PE	AX-PM26-B3B30-□	A1-OP25	A1-H□□-A15-□□□	A1-H17-A□□-□□□	A1-H02-A15-K-D18
PX205S□-C50-□□1□-MX063S1E30FP6	AX-□□-□□-PE	AX-PM26-B3B30-□	A1-OP25	A1-H□□-A15-□□□	A1-H17-A□□-□□□	A1-H02-A15-K-D18
PX206S□-C30-□□1□-MX063S1E30LP1	AX-□□-□□-PE	AX-PM26-B3B30-□	A1-OP25	A1-H□□-A15-□□□	A1-H17-A□□-□□□	A1-H02-A15-K-D18
PX206S□-C40-□□1□-MX063S1E30LP1	AX-□□-□□-PE	AX-PM26-B3B30-□	A1-OP25	A1-H□□-A15-□□□	A1-H17-A□□-□□□	A1-H02-A15-K-D18
PX206S□-C50-□□1□-MX063S1E30LP1	AX-□□-□□-PE	AX-PM26-B3B30-□	A1-OP25	A1-H□□-A15-□□□	A1-H17-A□□-□□□	A1-H02-A15-K-D18
PX206S□-C70-□□1□-MX063S1E30LP1	AX-□□-□□-PE	AX-PM26-B3B30-□	A1-OP25	A1-H□□-A15-□□□	A1-H17-A□□-□□□	A1-H02-A15-K-D18
PX206S□-D10-□□1□-MX063S1E30LP1	AX-□□-□□-PE	AX-PM26-B3B30-□	A1-OP25	A1-H□□-A15-□□□	A1-H17-A□□-□□□	A1-H02-A15-K-D18

Note: CM51 only supports PROFINET communication

CM55 EA EtherCAT
PA PROFINET
CM51 PN PROFINET

Without built-in filter
With built-in filter

Without brake 18
With brake 16

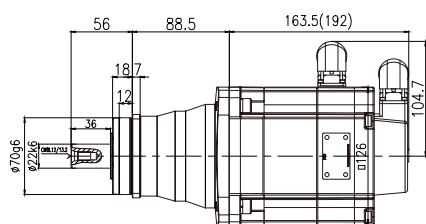
(Length 3m)B30
(Length 5m)B50
(Length 7m)B70
(Length 10m)C10
(Length 15m)C15
(Length 20m)C20
(Length 30m)C30
(Length 40m)C40
(Length 50m)C50

Without battery box
With 11 battery box
Without 12 battery box
With 13 battery box

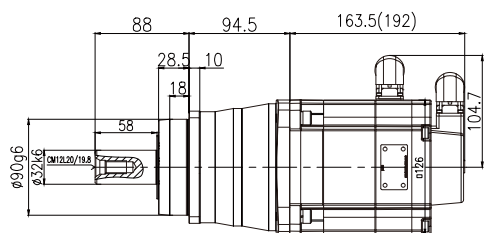
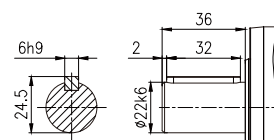
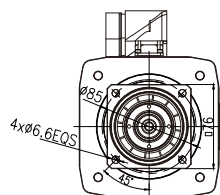
B30(Length 3m)
B50(Length 5m)
B70(Length 7m)
C10(Length 10m)
C15(Length 15m)
C20(Length 20m)
C30(Length 30m)
C40(Length 40m)
C50(Length 50m)

Note:
≤20m Signal cable A10/A11;
>20m Signal cable A12/A13.

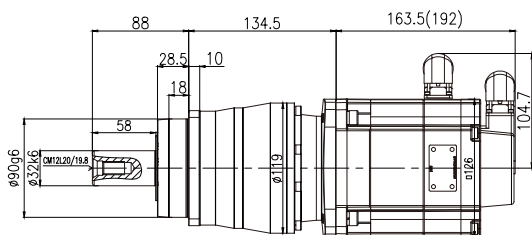
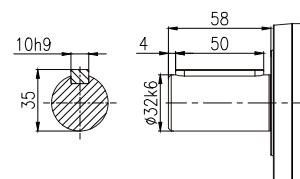
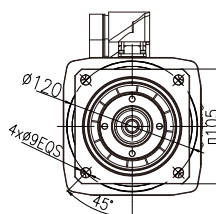
MX063S Outline dimension diagram (mm)



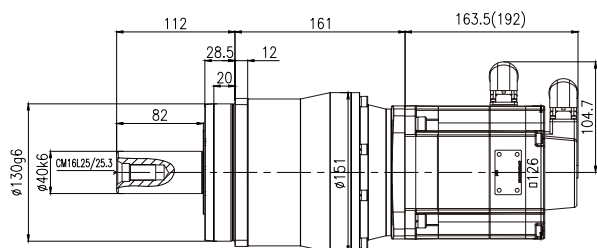
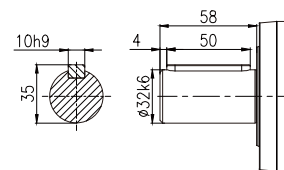
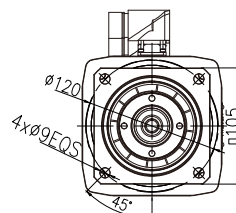
PX103S□-□-□□1□-MX063S1E30□P□



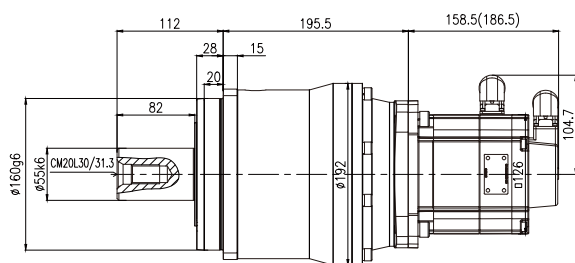
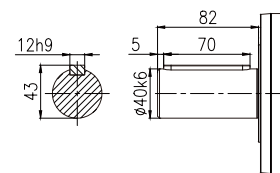
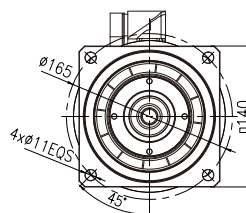
PX104S□-□-□□1□-MX063S1E30□P□



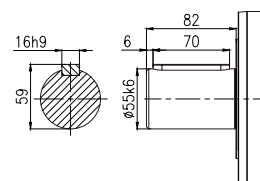
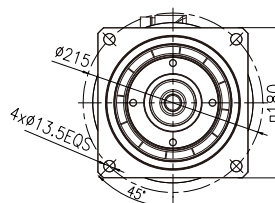
PX204S□-□-□□1□-MX063S1E30□P□



PX205S□-□-□□1□-MX063S1E30□P□



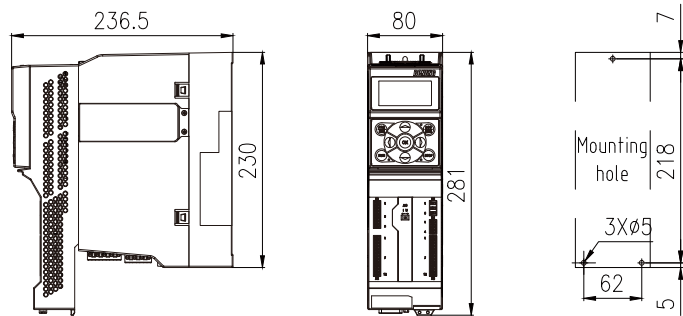
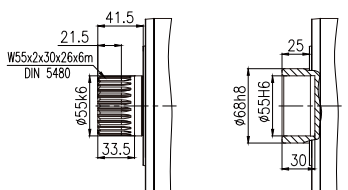
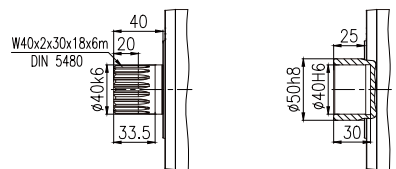
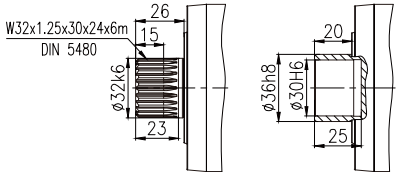
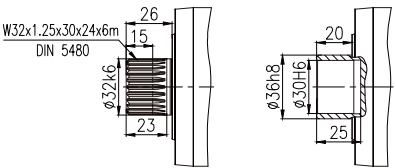
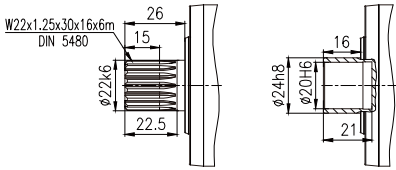
PX206S□-□-□□1□-MX063S1E30□P□



注：() 为带制动器尺寸

Note: () is the size with brake.

Outline dimension diagram of the equipped servo driver



Control module: AX-CM55-PA-PE(ProfiNet)
 or AX-CM55-EA-PE(EtherCAT)
 Power module: AX-PM26-B3B30-N(Without built-in filter)
 or AX-PM26-B3B30-F(With built-in filter)
 Operator module: A1-OP25

伺服马达:2.76KW 8.8Nm
6A 3000r/min

Servo motor: 2.76KW 8.8Nm
6A 3000r/min

齿轮箱 输出转速	齿轮箱 输出扭矩	齿轮箱 速比代号	齿轮箱 公称速比	齿轮箱 精确速比	齿轮箱 额定扭矩	齿轮箱最大 加速扭矩	齿轮箱 最大扭矩	齿轮箱 急停扭矩	齿轮箱 转动惯量	齿轮箱最大 回程间隙	齿轮箱 扭转刚度	齿轮箱 服务系数
Gearbox output speed	Gearbox output torque	Gearbox speed ratio code	Gearbox nominal speed ratio	Gearbox accurate speed ratio	Gearbox rated torque	Gearbox maximum acceleration torque	Gearbox maximum torque	Gearbox emergency stop torque	Gearbox rotational inertia	Gearbox maximum return clearance	Gearbox torsional stiffness	Gearbox service factor
n_{2N} r/min	T_2 N.m	Code	i	i_{ex}	T_{2N} N.m	T_{2B} N.m	T_{2a} N.m	T_{2NOT} N.m	J_1 kgcm ²	J_t arcmin	C_2 Nm/arcmin	f
1000	25.6	B30	3	3/1	66	108	142	200	14.77	3		2.58
750	34.1	B40	4	4/1	85	140	185	255	14.45	3		2.49
600	42.6	B50	5	5/1	85	140	185	255	14.32	3		1.99
1000	25.6	B30	3	3/1	138	290	390	515	16.78	2		5.40
750	34.1	B40	4	4/1	185	390	515	630	15.48	2		5.43
600	42.6	B50	5	5/1	185	390	515	630	14.99	2		4.34
429	59.7	B70	7	7/1	185	390	445	630	14.56	2		3.10
300	85.2	C10	10	10/1	185	290	390	630	14.33	2		2.17
250	99.2	C12	12	12/1	215	270	270	515	14.61	3		2.17
188	132.3	C16	16	16/1	250	360	360	630	14.53	3		1.89
150	165.3	C20	20	20/1	265	360	360	630	14.38	3		1.60
120	206.7	C25	25	25/1	265	360	360	630	14.36	3		1.28
429	57.9	B70	7	7/1	345	830	865	1350	15.84	2		5.96
300	85.2	C10	10	10/1	345	665	750	1250	14.98	2		4.05
250	99.2	C12	12	12/1	300	530	530	1250	15.67	2		3.02
188	132.3	C16	16	16/1	480	760	760	1350	15.51	2		3.63
150	165.3	C20	20	20/1	515	760	760	1350	15.14	2		3.11
120	206.7	C25	25	25/1	515	700	700	1350	15.07	2		2.49
107	231.5	C28	28	28/1	570	760	760	1350	14.63	2		2.46
100	248.0	C30	30	30/1	300	530	530	1250	14.39	2		1.21
86	289.3	C35	35	35/1	560	700	700	1350	14.59	2		1.94
75	330.7	C40	40	40/1	610	760	760	1350	14.36	2		1.84
60	413.3	C50	50	50/1	560	700	700	1350	14.34	2		1.35
43	578.7	C70	70	70/1	610	725	725	1350	14.33	2		1.05
107	231.5	C28	28	28/1	1200	1600	1600	2850	15.92	2		5.18
100	248.0	C30	30	30/1	730	1300	1300	2850	15.16	2		2.94
86	289.3	C35	35	35/1	1200	1600	2000	2850	15.81	2		4.15
75	330.7	C40	40	40/1	1200	1600	1600	2850	15.02	2		3.63
60	413.3	C50	50	50/1	1200	1600	2000	2850	14.96	2		2.90
43	578.7	C70	70	70/1	1200	1500	1500	2850	14.91	2		2.07
30	826.7	D10	100	100/1	970	1300	1400	2850	14.89	2		1.17

此类产品交货周期长

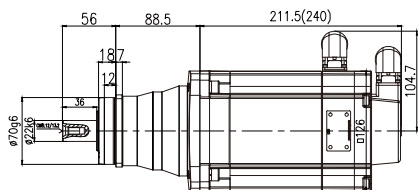
This kind of product has a long delivery time.

行星精密齿轮伺服马达订货号	伺服驱动器订货号			伺服马达线缆配置订货号		伺服驱动器 制动电阻订货号
	控制模块	功率模块	操作面板	伺服马达动力线	伺服马达信号线	
Planetary precision servo gearmotor oder number	Servo drive order number			Servo motor cable configuration order number		Servo drive braking resistor order number
	Control module	Power module	Operator panel	Servo motor power line	Servo motor signal line	
PX103S□-B30-□□1□-MX063M1E30FP1	AX-□□-□□-PE	AX-PM26-B3B55-□	A1-OP25	A1-H□□-A15-□□□	A1-H17-A□□-□□□	A1-H02-A30-K-D10
PX103S□-B40-□□1□-MX063M1E30FP1	AX-□□-□□-PE	AX-PM26-B3B55-□	A1-OP25	A1-H□□-A15-□□□	A1-H17-A□□-□□□	A1-H02-A30-K-D10
PX103S□-B50-□□1□-MX063M1E30FP1	AX-□□-□□-PE	AX-PM26-B3B55-□	A1-OP25	A1-H□□-A15-□□□	A1-H17-A□□-□□□	A1-H02-A30-K-D10
PX104S□-B30-□□1□-MX063M1E30FP2	AX-□□-□□-PE	AX-PM26-B3B55-□	A1-OP25	A1-H□□-A15-□□□	A1-H17-A□□-□□□	A1-H02-A30-K-D10
PX104S□-B40-□□1□-MX063M1E30FP2	AX-□□-□□-PE	AX-PM26-B3B55-□	A1-OP25	A1-H□□-A15-□□□	A1-H17-A□□-□□□	A1-H02-A30-K-D10
PX104S□-B50-□□1□-MX063M1E30FP2	AX-□□-□□-PE	AX-PM26-B3B55-□	A1-OP25	A1-H□□-A15-□□□	A1-H17-A□□-□□□	A1-H02-A30-K-D10
PX104S□-B70-□□1□-MX063M1E30FP3	AX-□□-□□-PE	AX-PM26-B3B55-□	A1-OP25	A1-H□□-A15-□□□	A1-H17-A□□-□□□	A1-H02-A30-K-D10
PX104S□-C10-□□1□-MX063M1E30FP4	AX-□□-□□-PE	AX-PM26-B3B55-□	A1-OP25	A1-H□□-A15-□□□	A1-H17-A□□-□□□	A1-H02-A30-K-D10
PX204S□-C12-□□1□-MX063M1E30FP1	AX-□□-□□-PE	AX-PM26-B3B55-□	A1-OP25	A1-H□□-A15-□□□	A1-H17-A□□-□□□	A1-H02-A30-K-D10
PX204S□-C16-□□1□-MX063M1E30FP1	AX-□□-□□-PE	AX-PM26-B3B55-□	A1-OP25	A1-H□□-A15-□□□	A1-H17-A□□-□□□	A1-H02-A30-K-D10
PX204S□-C20-□□1□-MX063M1E30FP1	AX-□□-□□-PE	AX-PM26-B3B55-□	A1-OP25	A1-H□□-A15-□□□	A1-H17-A□□-□□□	A1-H02-A30-K-D10
PX204S□-C25-□□1□-MX063M1E30FP1	AX-□□-□□-PE	AX-PM26-B3B55-□	A1-OP25	A1-H□□-A15-□□□	A1-H17-A□□-□□□	A1-H02-A30-K-D10
PX105S□-B70-□□1□-MX063M1E30LP1	AX-□□-□□-PE	AX-PM26-B3B55-□	A1-OP25	A1-H□□-A15-□□□	A1-H17-A□□-□□□	A1-H02-A30-K-D10
PX105S□-C10-□□1□-MX063M1E30LP2	AX-□□-□□-PE	AX-PM26-B3B55-□	A1-OP25	A1-H□□-A15-□□□	A1-H17-A□□-□□□	A1-H02-A30-K-D10
PX205S□-C12-□□1□-MX063M1E30FP2	AX-□□-□□-PE	AX-PM26-B3B55-□	A1-OP25	A1-H□□-A15-□□□	A1-H17-A□□-□□□	A1-H02-A30-K-D10
PX205S□-C16-□□1□-MX063M1E30FP2	AX-□□-□□-PE	AX-PM26-B3B55-□	A1-OP25	A1-H□□-A15-□□□	A1-H17-A□□-□□□	A1-H02-A30-K-D10
PX205S□-C20-□□1□-MX063M1E30FP2	AX-□□-□□-PE	AX-PM26-B3B55-□	A1-OP25	A1-H□□-A15-□□□	A1-H17-A□□-□□□	A1-H02-A30-K-D10
PX205S□-C25-□□1□-MX063M1E30FP2	AX-□□-□□-PE	AX-PM26-B3B55-□	A1-OP25	A1-H□□-A15-□□□	A1-H17-A□□-□□□	A1-H02-A30-K-D10
PX205S□-C28-□□1□-MX063M1E30FP3	AX-□□-□□-PE	AX-PM26-B3B55-□	A1-OP25	A1-H□□-A15-□□□	A1-H17-A□□-□□□	A1-H02-A30-K-D10
PX205S□-C30-□□1□-MX063M1E30FP4	AX-□□-□□-PE	AX-PM26-B3B55-□	A1-OP25	A1-H□□-A15-□□□	A1-H17-A□□-□□□	A1-H02-A30-K-D10
PX205S□-C35-□□1□-MX063M1E30FP3	AX-□□-□□-PE	AX-PM26-B3B55-□	A1-OP25	A1-H□□-A15-□□□	A1-H17-A□□-□□□	A1-H02-A30-K-D10
PX205S□-C40-□□1□-MX063M1E30FP4	AX-□□-□□-PE	AX-PM26-B3B55-□	A1-OP25	A1-H□□-A15-□□□	A1-H17-A□□-□□□	A1-H02-A30-K-D10
PX205S□-C50-□□1□-MX063M1E30FP4	AX-□□-□□-PE	AX-PM26-B3B55-□	A1-OP25	A1-H□□-A15-□□□	A1-H17-A□□-□□□	A1-H02-A30-K-D10
PX205S□-C70-□□1□-MX063M1E30FP4	AX-□□-□□-PE	AX-PM26-B3B55-□	A1-OP25	A1-H□□-A15-□□□	A1-H17-A□□-□□□	A1-H02-A30-K-D10
PX206S□-C28-□□1□-MX063M1E30LP1	AX-□□-□□-PE	AX-PM26-B3B55-□	A1-OP25	A1-H□□-A15-□□□	A1-H17-A□□-□□□	A1-H02-A30-K-D10
PX206S□-C30-□□1□-MX063M1E30LP2	AX-□□-□□-PE	AX-PM26-B3B55-□	A1-OP25	A1-H□□-A15-□□□	A1-H17-A□□-□□□	A1-H02-A30-K-D10
PX206S□-C35-□□1□-MX063M1E30LP1	AX-□□-□□-PE	AX-PM26-B3B55-□	A1-OP25	A1-H□□-A15-□□□	A1-H17-A□□-□□□	A1-H02-A30-K-D10
PX206S□-C40-□□1□-MX063M1E30LP2	AX-□□-□□-PE	AX-PM26-B3B55-□	A1-OP25	A1-H□□-A15-□□□	A1-H17-A□□-□□□	A1-H02-A30-K-D10
PX206S□-C50-□□1□-MX063M1E30LP2	AX-□□-□□-PE	AX-PM26-B3B55-□	A1-OP25	A1-H□□-A15-□□□	A1-H17-A□□-□□□	A1-H02-A30-K-D10
PX206S□-C70-□□1□-MX063M1E30LP2	AX-□□-□□-PE	AX-PM26-B3B55-□	A1-OP25	A1-H□□-A15-□□□	A1-H17-A□□-□□□	A1-H02-A30-K-D10
PX206S□-D10-□□1□-MX063M1E30LP2	AX-□□-□□-PE	AX-PM26-B3B55-□	A1-OP25	A1-H□□-A15-□□□	A1-H17-A□□-□□□	A1-H02-A30-K-D10

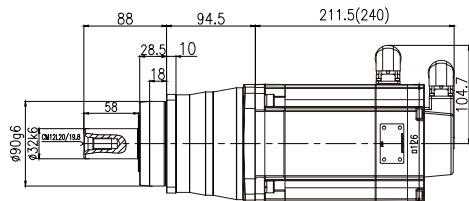
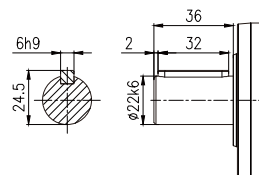
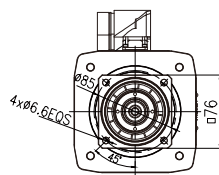
CM55	EA EtherCAT	Without built-in N filter	Without brake 18	(Length 3m)B30	Without 10 battery box	B30(Length 3m)
	PA PROFINET	With built-in F filter	With brake 16	(Length 5m)B50	With 11 battery box	B50(Length 5m)
CM51	PN PROFINET	filter		(Length 7m)B70		B70(Length 7m)
Note:	CM51 only supports PROFINET communication	Note:		(Length 10m)C10		C10(Length 10m)
		PM26 Power Module with built-in filter, long lead times for this configuration.		(Length 15m)C15		C15(Length 15m)
				(Length 20m)C20		C20(Length 20m)
				(Length 30m)C30	Without 12 battery box	C30(Length 30m)
				(Length 40m)C40	With 13 battery box	C40(Length 40m)
				(Length 50m)C50		C50(Length 50m)

Note:
 ≤20m Signal cable A10/A11;
 >20m Signal cable A12/A13.

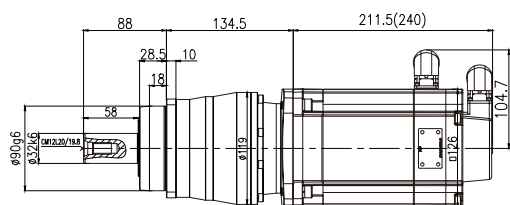
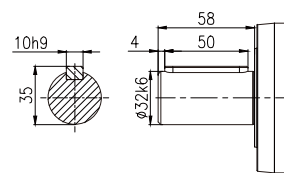
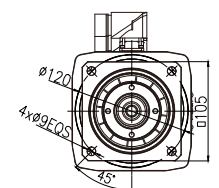
MX063M Outline dimension diagram (mm)



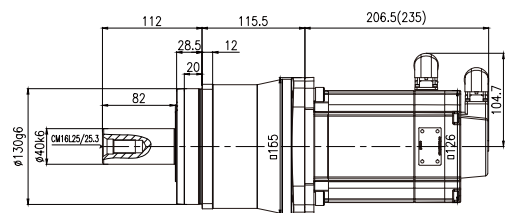
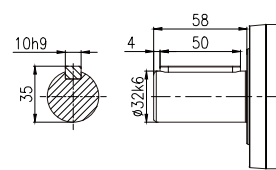
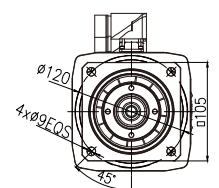
PX103S□-□-□□1□-MX063M1E30□P□



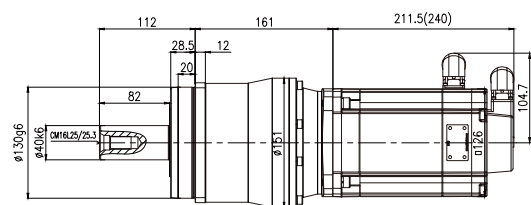
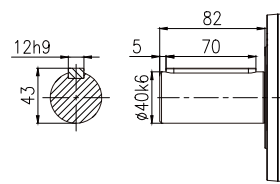
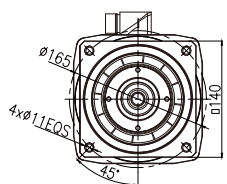
PX104S□-□-□□1□-MX063M1E30□P□



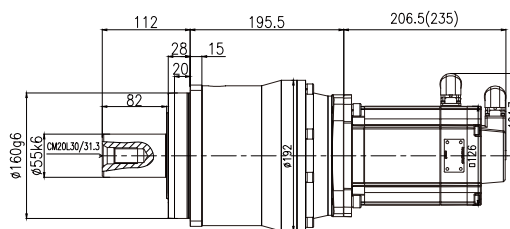
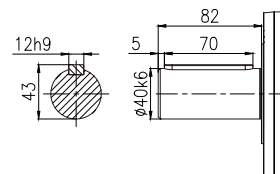
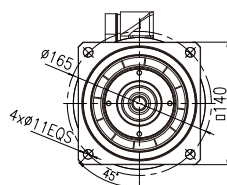
PX204S□-□-□□1□-MX063M1E30□P□



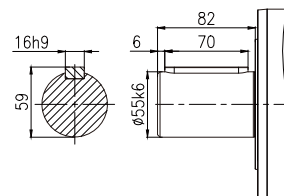
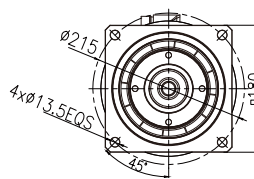
PX105S□-□-□□1□-MX063M1E30□P□



PX205S□-□-□□1□-MX063M1E30□P□



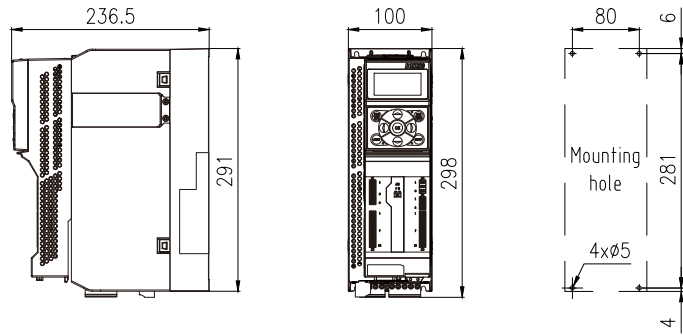
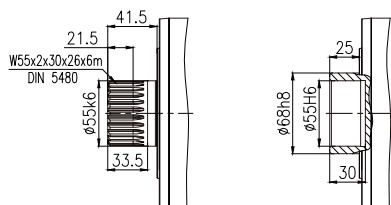
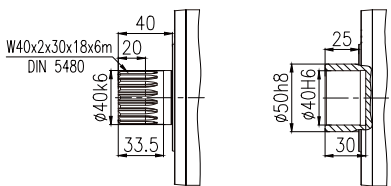
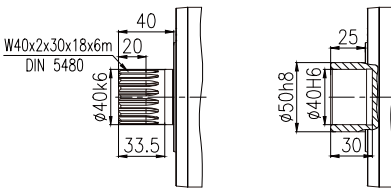
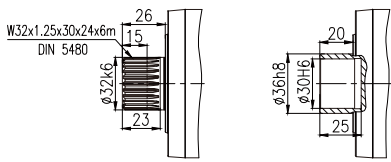
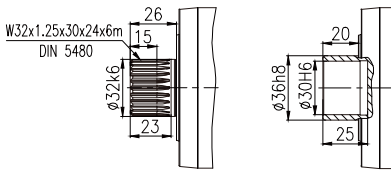
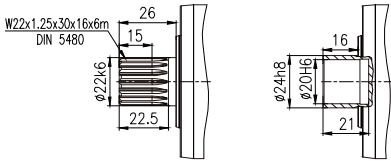
PX206S□-□-□□1□-MX063M1E30□P□



注：（）为带制动器尺寸

Note: () is the size with brake.

Outline dimension diagram of the equipped servo driver



Control module: AX-CM55-PA-PE(ProfiNet)
 or AX-CM55-EA-PE(EtherCAT)
 Power module: AX-PM26-B3B55-N(Without built-in filter)
 or AX-PM26-B3B55-F(With built-in filter)
 Operator module: A1-OP25

伺服马达:3.24KW 10.3Nm
7.1A 3000r/min

Servo motor:3.24KW 10.3Nm
7.1A 3000r/min

齿轮箱 输出转速	齿轮箱 输出扭矩	齿轮箱 速比代号	齿轮箱 公称速比	齿轮箱 精确速比	齿轮箱 额定扭矩	齿轮箱最大 加速扭矩	齿轮箱 最大扭矩	齿轮箱 急停扭矩	齿轮箱 转动惯量	齿轮箱最大 回程间隙	齿轮箱 扭转刚度	齿轮箱 服务系数
Gearbox output speed	Gearbox output torque	Gearbox speed ratio code	Gearbox nominal speed ratio	Gearbox accurate speed ratio	Gearbox rated torque	Gearbox maximum acceleration torque	Gearbox maximum torque	Gearbox emergency stop torque	Gearbox rotational inertia	Gearbox maximum return clearance	Gearbox torsional stiffness	Gearbox service factor
n_{2N} r/min	T_2 N.m	Code	i	i_{ex}	T_{2N} N.m	T_{2B} N.m	T_{2a} N.m	T_{2NOT} N.m	J_1 kgcm ²	J_t arcmin	C_2 Nm/arcmin	f
1000	30.0	B30	3	3/1	138	290	390	515	28.18	2		4.60
750	40.0	B40	4	4/1	185	390	515	630	26.88	2		4.62
600	50.0	B50	5	5/1	185	390	515	630	26.39	2		3.70
429	70.0	B70	7	7/1	185	390	445	630	25.96	2		2.64
300	100.0	C10	10	10/1	185	290	390	630	25.73	2		1.85
1000	30.0	B30	3	3/1	220	500	650	1250	33.16	2		7.33
750	40.0	B40	4	4/1	355	830	1100	1350	30.69	2		8.87
600	50.0	B50	5	5/1	355	830	1100	1350	28.87	2		7.10
429	70.0	B70	7	7/1	345	830	865	1350	27.24	2		4.93
300	100.0	C10	10	10/1	345	665	750	1250	26.38	2		3.45
250	116.5	C12	12	12/1	300	530	530	1250	27.07	2		2.58
188	155.3	C16	16	16/1	480	760	760	1350	26.91	2		3.09
150	194.1	C20	20	20/1	515	760	760	1350	26.54	2		2.65
120	242.6	C25	25	25/1	515	700	700	1350	26.47	2		2.12
107	271.7	C28	28	28/1	570	760	760	1350	26.03	2		2.10
100	291.1	C30	30	30/1	300	530	530	1250	25.79	2		1.03
86	339.7	C35	35	35/1	560	700	700	1350	25.99	2		1.65
75	388.2	C40	40	40/1	610	760	760	1350	25.76	2		1.57
60	485.2	C50	50	50/1	560	700	700	1350	25.74	2		1.15
250	116.5	C12	12	12/1	730	1300	1300	2850	31.82	2		6.27
188	155.3	C16	16	16/1	1200	1600	1600	2850	30.94	2		7.73
150	194.1	C20	20	20/1	1200	1600	1600	2850	29.03	2		6.18
120	242.6	C25	25	25/1	1200	1600	2000	2850	28.81	2		4.95
107	271.7	C28	28	28/1	1200	1600	1600	2850	27.32	2		4.42
100	291.1	C30	30	30/1	730	1300	1300	2850	26.56	2		2.51
86	339.7	C35	35	35/1	1200	1600	2000	2850	27.21	2		3.53
75	388.2	C40	40	40/1	1200	1600	1600	2850	26.42	2		3.09
60	485.2	C50	50	50/1	1200	1600	2000	2850	26.36	2		2.47
43	679.3	C70	70	70/1	1200	1500	1500	2850	26.31	2		1.77
30	970.4	D10	100	100/1	970	1300	1400	2850	26.29	2		1.00
107	271.7	C28	28	28/1	1900	3000	3200	5550	30.5	2		6.99
100	291.1	C30	30	30/1	1500	1900	2100	5550	28.31	2		5.15
86	339.7	C35	35	35/1	1900	3000	3900	5550	30.27	2		5.59
75	388.2	C40	40	40/1	1900	3000	3000	5550	27.89	2		4.89
60	485.2	C50	50	50/1	1900	3000	3700	5550	27.92	2		3.92
43	679.3	C70	70	70/1	1700	2600	2600	5550	27.82	2		2.50
30	970.4	D10	100	100/1	1700	2200	2200	5550	27.77	2		1.75

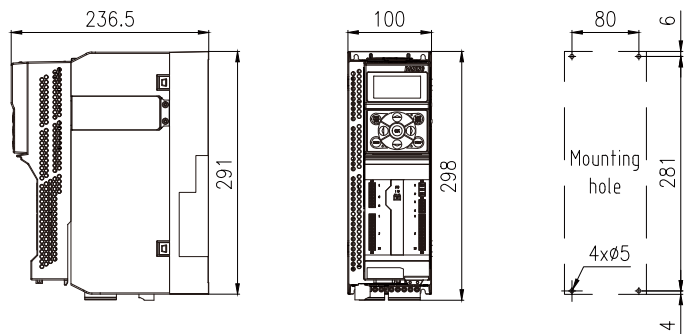
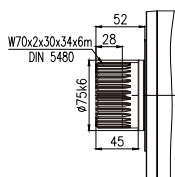
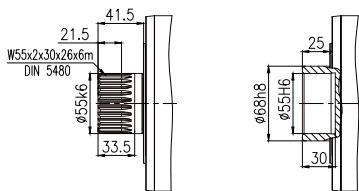
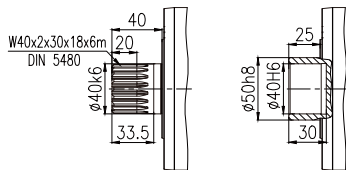
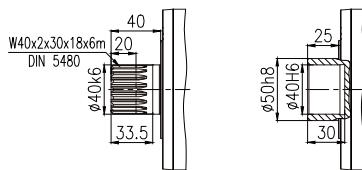
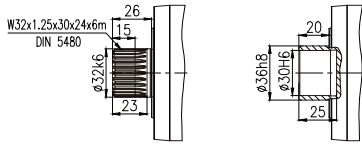
行星精密齿轮伺服马达订货号	伺服驱动器订货号			伺服马达线缆配置订货号		伺服驱动器 制动电阻订货号
	控制模块	功率模块	操作面板	伺服马达动力线	伺服马达信号线	
Planetary precision servo gearmotor oder number	Servo drive order number			Servo motor cable configuration order number		Servo drive braking resistor order number
	Control module	Power module	Operator panel	Servo motor power line	Servo motor signal line	
PX104S□-B30-□□1□-MX080S1E30FP1	AX-□□-□□-PE	AX-PM26-B3B55-□	A1-OP25	A1-H□□-A25-□□□	A1-H17-A□□-□□□	A1-H02-A30-K-D10
PX104S□-B40-□□1□-MX080S1E30FP1	AX-□□-□□-PE	AX-PM26-B3B55-□	A1-OP25	A1-H□□-A25-□□□	A1-H17-A□□-□□□	A1-H02-A30-K-D10
PX104S□-B50-□□1□-MX080S1E30FP1	AX-□□-□□-PE	AX-PM26-B3B55-□	A1-OP25	A1-H□□-A25-□□□	A1-H17-A□□-□□□	A1-H02-A30-K-D10
PX104S□-B70-□□1□-MX080S1E30FP2	AX-□□-□□-PE	AX-PM26-B3B55-□	A1-OP25	A1-H□□-A25-□□□	A1-H17-A□□-□□□	A1-H02-A30-K-D10
PX104S□-C10-□□1□-MX080S1E30FP3	AX-□□-□□-PE	AX-PM26-B3B55-□	A1-OP25	A1-H□□-A25-□□□	A1-H17-A□□-□□□	A1-H02-A30-K-D10
PX105S□-B30-□□1□-MX080S1E30FP4	AX-□□-□□-PE	AX-PM26-B3B55-□	A1-OP25	A1-H□□-A25-□□□	A1-H17-A□□-□□□	A1-H02-A30-K-D10
PX105S□-B40-□□1□-MX080S1E30FP4	AX-□□-□□-PE	AX-PM26-B3B55-□	A1-OP25	A1-H□□-A25-□□□	A1-H17-A□□-□□□	A1-H02-A30-K-D10
PX105S□-B50-□□1□-MX080S1E30FP4	AX-□□-□□-PE	AX-PM26-B3B55-□	A1-OP25	A1-H□□-A25-□□□	A1-H17-A□□-□□□	A1-H02-A30-K-D10
PX105S□-B70-□□1□-MX080S1E30FP5	AX-□□-□□-PE	AX-PM26-B3B55-□	A1-OP25	A1-H□□-A25-□□□	A1-H17-A□□-□□□	A1-H02-A30-K-D10
PX105S□-C10-□□1□-MX080S1E30FP6	AX-□□-□□-PE	AX-PM26-B3B55-□	A1-OP25	A1-H□□-A25-□□□	A1-H17-A□□-□□□	A1-H02-A30-K-D10
PX205S□-C12-□□1□-MX080S1E30FP1	AX-□□-□□-PE	AX-PM26-B3B55-□	A1-OP25	A1-H□□-A25-□□□	A1-H17-A□□-□□□	A1-H02-A30-K-D10
PX205S□-C16-□□1□-MX080S1E30FP1	AX-□□-□□-PE	AX-PM26-B3B55-□	A1-OP25	A1-H□□-A25-□□□	A1-H17-A□□-□□□	A1-H02-A30-K-D10
PX205S□-C20-□□1□-MX080S1E30FP1	AX-□□-□□-PE	AX-PM26-B3B55-□	A1-OP25	A1-H□□-A25-□□□	A1-H17-A□□-□□□	A1-H02-A30-K-D10
PX205S□-C25-□□1□-MX080S1E30FP1	AX-□□-□□-PE	AX-PM26-B3B55-□	A1-OP25	A1-H□□-A25-□□□	A1-H17-A□□-□□□	A1-H02-A30-K-D10
PX205S□-C28-□□1□-MX080S1E30FP2	AX-□□-□□-PE	AX-PM26-B3B55-□	A1-OP25	A1-H□□-A25-□□□	A1-H17-A□□-□□□	A1-H02-A30-K-D10
PX205S□-C30-□□1□-MX080S1E30FP3	AX-□□-□□-PE	AX-PM26-B3B55-□	A1-OP25	A1-H□□-A25-□□□	A1-H17-A□□-□□□	A1-H02-A30-K-D10
PX205S□-C35-□□1□-MX080S1E30FP2	AX-□□-□□-PE	AX-PM26-B3B55-□	A1-OP25	A1-H□□-A25-□□□	A1-H17-A□□-□□□	A1-H02-A30-K-D10
PX205S□-C40-□□1□-MX080S1E30FP3	AX-□□-□□-PE	AX-PM26-B3B55-□	A1-OP25	A1-H□□-A25-□□□	A1-H17-A□□-□□□	A1-H02-A30-K-D10
PX205S□-C50-□□1□-MX080S1E30FP3	AX-□□-□□-PE	AX-PM26-B3B55-□	A1-OP25	A1-H□□-A25-□□□	A1-H17-A□□-□□□	A1-H02-A30-K-D10
PX206S□-C12-□□1□-MX080S1E30FP4	AX-□□-□□-PE	AX-PM26-B3B55-□	A1-OP25	A1-H□□-A25-□□□	A1-H17-A□□-□□□	A1-H02-A30-K-D10
PX206S□-C16-□□1□-MX080S1E30FP4	AX-□□-□□-PE	AX-PM26-B3B55-□	A1-OP25	A1-H□□-A25-□□□	A1-H17-A□□-□□□	A1-H02-A30-K-D10
PX206S□-C20-□□1□-MX080S1E30FP4	AX-□□-□□-PE	AX-PM26-B3B55-□	A1-OP25	A1-H□□-A25-□□□	A1-H17-A□□-□□□	A1-H02-A30-K-D10
PX206S□-C25-□□1□-MX080S1E30FP4	AX-□□-□□-PE	AX-PM26-B3B55-□	A1-OP25	A1-H□□-A25-□□□	A1-H17-A□□-□□□	A1-H02-A30-K-D10
PX206S□-C28-□□1□-MX080S1E30FP5	AX-□□-□□-PE	AX-PM26-B3B55-□	A1-OP25	A1-H□□-A25-□□□	A1-H17-A□□-□□□	A1-H02-A30-K-D10
PX206S□-C30-□□1□-MX080S1E30FP6	AX-□□-□□-PE	AX-PM26-B3B55-□	A1-OP25	A1-H□□-A25-□□□	A1-H17-A□□-□□□	A1-H02-A30-K-D10
PX206S□-C35-□□1□-MX080S1E30FP5	AX-□□-□□-PE	AX-PM26-B3B55-□	A1-OP25	A1-H□□-A25-□□□	A1-H17-A□□-□□□	A1-H02-A30-K-D10
PX206S□-C40-□□1□-MX080S1E30FP6	AX-□□-□□-PE	AX-PM26-B3B55-□	A1-OP25	A1-H□□-A25-□□□	A1-H17-A□□-□□□	A1-H02-A30-K-D10
PX206S□-C50-□□1□-MX080S1E30FP6	AX-□□-□□-PE	AX-PM26-B3B55-□	A1-OP25	A1-H□□-A25-□□□	A1-H17-A□□-□□□	A1-H02-A30-K-D10
PX206S□-C70-□□1□-MX080S1E30FP6	AX-□□-□□-PE	AX-PM26-B3B55-□	A1-OP25	A1-H□□-A25-□□□	A1-H17-A□□-□□□	A1-H02-A30-K-D10
PX206S□-D10-□□1□-MX080S1E30FP6	AX-□□-□□-PE	AX-PM26-B3B55-□	A1-OP25	A1-H□□-A25-□□□	A1-H17-A□□-□□□	A1-H02-A30-K-D10
PX207S□-C28-□□1□-MX080S1E30LP1	AX-□□-□□-PE	AX-PM26-B3B55-□	A1-OP25	A1-H□□-A25-□□□	A1-H17-A□□-□□□	A1-H02-A30-K-D10
PX207S□-C30-□□1□-MX080S1E30LP2	AX-□□-□□-PE	AX-PM26-B3B55-□	A1-OP25	A1-H□□-A25-□□□	A1-H17-A□□-□□□	A1-H02-A30-K-D10
PX207S□-C35-□□1□-MX080S1E30LP1	AX-□□-□□-PE	AX-PM26-B3B55-□	A1-OP25	A1-H□□-A25-□□□	A1-H17-A□□-□□□	A1-H02-A30-K-D10
PX207S□-C40-□□1□-MX080S1E30LP2	AX-□□-□□-PE	AX-PM26-B3B55-□	A1-OP25	A1-H□□-A25-□□□	A1-H17-A□□-□□□	A1-H02-A30-K-D10
PX207S□-C50-□□1□-MX080S1E30LP2	AX-□□-□□-PE	AX-PM26-B3B55-□	A1-OP25	A1-H□□-A25-□□□	A1-H17-A□□-□□□	A1-H02-A30-K-D10
PX207S□-C70-□□1□-MX080S1E30LP2	AX-□□-□□-PE	AX-PM26-B3B55-□	A1-OP25	A1-H□□-A25-□□□	A1-H17-A□□-□□□	A1-H02-A30-K-D10
PX207S□-D10-□□1□-MX080S1E30LP2	AX-□□-□□-PE	AX-PM26-B3B55-□	A1-OP25	A1-H□□-A25-□□□	A1-H17-A□□-□□□	A1-H02-A30-K-D10

Note:	CM55	EA EtherCAT	Without built-in N	Without brake 18	(Length 3m)B30	Without	10	B30(Length 3m)
		PA PROFINET	filter			battery box		B50(Length 5m)
			With built-in F	With brake 16	(Length 5m)B50	With	11	B70(Length 7m)
		CM51	PN PROFINET	filter	(Length 7m)B70	battery box		C10(Length 10m)
					(Length 10m)C10			C15(Length 15m)
					(Length 15m)C15			C20(Length 20m)
					(Length 20m)C20			C30(Length 30m)
					(Length 30m)C30	Without	12	C40(Length 40m)
					(Length 40m)C40	battery box		C50(Length 50m)
					(Length 50m)C50	With	13	

Note:

≤20m Signal cable A10/A11;
>20m Signal cable A12/A13.

Outline dimension diagram of the equipped servo driver



Control module: AX-CM55-PA-PE(ProfiNet)
or AX-CM55-EA-PE(EtherCAT)
Power module: AX-PM26-B3B55-N(Without built-in filter)
or AX-PM26-B3B55-F(With built-in filter)
Operator module: A1-OP25

伺服马达:5.03KW 16Nm
9.6A 3000r/min

Servo motor:5.03KW 16Nm
9.6A 3000r/min

齿轮箱 输出转速	齿轮箱 输出扭矩	齿轮箱 速比代号	齿轮箱 公称速比	齿轮箱 精确速比	齿轮箱 额定扭矩	齿轮箱最大 加速扭矩	齿轮箱 最大扭矩	齿轮箱 急停扭矩	齿轮箱 转动惯量	齿轮箱最大 回程间隙	齿轮箱 扭转刚度	齿轮箱 服务系数
Gearbox output speed	Gearbox output torque	Gearbox speed ratio code	Gearbox nominal speed ratio	Gearbox accurate speed ratio	Gearbox rated torque	Gearbox maximum acceleration torque	Gearbox maximum torque	Gearbox emergency stop torque	Gearbox rotational inertia	Gearbox maximum return clearance	Gearbox torsional stiffness	Gearbox service factor
n_{2N} r/min	T_2 N.m	Code	i	i_{ex}	T_{2N} N.m	T_{2B} N.m	T_{2a} N.m	T_{2NOT} N.m	J_1 kgcm ²	J_t arcmin	C_2 Nm/arcmin	f
1000	46.6	B30	3	3/1	138	290	390	515	51.58	2		2.96
750	62.1	B40	4	4/1	185	390	515	630	50.28	2		2.98
600	77.7	B50	5	5/1	185	390	515	630	49.79	2		2.38
429	108.7	B70	7	7/1	185	390	445	630	49.36	2		1.70
1000	46.6	B30	3	3/1	220	500	650	1250	56.56	2		4.72
750	62.1	B40	4	4/1	355	830	1100	1350	54.09	2		5.71
600	77.7	B50	5	5/1	355	830	1100	1350	52.27	2		4.57
429	108.7	B70	7	7/1	345	830	865	1350	50.64	2		3.17
300	155.3	C10	10	10/1	345	665	750	1250	49.78	2		2.22
250	180.8	C12	12	12/1	300	530	530	1250	50.47	2		1.66
188	241.1	C16	16	16/1	480	760	760	1350	50.31	2		1.99
150	301.3	C20	20	20/1	515	760	760	1350	49.94	2		1.71
120	376.6	C25	25	25/1	515	700	700	1350	49.87	2		1.37
107	421.8	C28	28	28/1	570	760	760	1350	49.43	2		1.35
86	527.3	C35	35	35/1	560	700	700	1350	49.39	2		1.06
1000	45.2	B30	3	3/1	580	1200	1600	2600	78.64	2		12.83
750	60.3	B40	4	4/1	950	1525	2030	2800	64.48	2		15.76
600	75.3	B50	5	5/1	965	1525	2030	2800	58.99	2		12.81
429	105.5	B70	7	7/1	925	1525	2030	2800	54.14	2		8.77
300	150.7	C10	10	10/1	900	1200	1600	2600	51.55	2		5.97
250	180.8	C12	12	12/1	730	1300	1300	2850	55.22	2		4.04
188	241.1	C16	16	16/1	1200	1600	1600	2850	54.34	2		4.98
150	301.3	C20	20	20/1	1200	1600	1600	2850	52.43	2		3.98
120	376.6	C25	25	25/1	1200	1600	2000	2850	52.21	2		3.19
107	421.8	C28	28	28/1	1200	1600	1600	2850	50.72	2		2.84
100	452.0	C30	30	30/1	730	1300	1300	2850	49.96	2		1.62
86	527.3	C35	35	35/1	1200	1600	2000	2850	50.61	2		2.28
75	602.6	C40	40	40/1	1200	1600	1600	2850	49.82	2		1.99
60	753.3	C50	50	50/1	1200	1600	2000	2850	49.76	2		1.59
43	1054.6	C70	70	70/1	1200	1500	1500	2850	49.71	2		1.14
250	180.8	C12	12	12/1	1500	1900	2100	5550	65.47	2		8.30
188	241.1	C16	16	16/1	1900	3000	3200	5550	63.71	2		7.88
150	301.3	C20	20	20/1	1900	3100	3200	5550	58.51	2		6.31
120	376.6	C25	25	25/1	1900	3100	3900	5550	58.07	2		5.04
107	421.8	C28	28	28/1	1900	3000	3200	5550	53.9	2		4.50
100	452.0	C30	30	30/1	1500	1900	2100	5550	51.71	2		3.32
86	527.3	C35	35	35/1	1900	3000	3900	5550	53.67	2		3.60
75	602.6	C40	40	40/1	1900	3000	3000	5550	51.43	2		3.15
60	753.3	C50	50	50/1	1900	3000	3700	5550	51.32	2		2.52
43	1054.6	C70	70	70/1	1700	2600	2600	5550	51.22	2		1.61
30	1506.6	D10	100	100/1	1700	2200	2200	5550	51.17	2		1.13

行星精密齿轮伺服马达订货号	伺服驱动器订货号			伺服马达线缆配置订货号		伺服驱动器 制动电阻订货号
	控制模块	功率模块	操作面板	伺服马达动力线	伺服马达信号线	
Planetary precision servo gearmotor oder number	Servo drive order number			Servo motor cable configuration order number		Servo drive braking resistor order number
	Control module	Power module	Operator panel	Servo motor power line	Servo motor signal line	
PX104S□-B30-□□1□-MX080M1E30FP1	AX-□□-□□-PE	AX-PM26-B3B75-□	A1-OP25	A1-H□□-A25-□□□	A1-H17-A□□-□□□	A1-H02-A40-K-C75
PX104S□-B40-□□1□-MX080M1E30FP1	AX-□□-□□-PE	AX-PM26-B3B75-□	A1-OP25	A1-H□□-A25-□□□	A1-H17-A□□-□□□	A1-H02-A40-K-C75
PX104S□-B50-□□1□-MX080M1E30FP1	AX-□□-□□-PE	AX-PM26-B3B75-□	A1-OP25	A1-H□□-A25-□□□	A1-H17-A□□-□□□	A1-H02-A40-K-C75
PX104S□-B70-□□1□-MX080M1E30FP2	AX-□□-□□-PE	AX-PM26-B3B75-□	A1-OP25	A1-H□□-A25-□□□	A1-H17-A□□-□□□	A1-H02-A40-K-C75
PX105S□-B30-□□1□-MX080M1E30FP3	AX-□□-□□-PE	AX-PM26-B3B75-□	A1-OP25	A1-H□□-A25-□□□	A1-H17-A□□-□□□	A1-H02-A40-K-C75
PX105S□-B40-□□1□-MX080M1E30FP3	AX-□□-□□-PE	AX-PM26-B3B75-□	A1-OP25	A1-H□□-A25-□□□	A1-H17-A□□-□□□	A1-H02-A40-K-C75
PX105S□-B50-□□1□-MX080M1E30FP3	AX-□□-□□-PE	AX-PM26-B3B75-□	A1-OP25	A1-H□□-A25-□□□	A1-H17-A□□-□□□	A1-H02-A40-K-C75
PX105S□-B70-□□1□-MX080M1E30FP4	AX-□□-□□-PE	AX-PM26-B3B75-□	A1-OP25	A1-H□□-A25-□□□	A1-H17-A□□-□□□	A1-H02-A40-K-C75
PX105S□-C10-□□1□-MX080M1E30FP5	AX-□□-□□-PE	AX-PM26-B3B75-□	A1-OP25	A1-H□□-A25-□□□	A1-H17-A□□-□□□	A1-H02-A40-K-C75
PX205S□-C12-□□1□-MX080M1E30FP1	AX-□□-□□-PE	AX-PM26-B3B75-□	A1-OP25	A1-H□□-A25-□□□	A1-H17-A□□-□□□	A1-H02-A40-K-C75
PX205S□-C16-□□1□-MX080M1E30FP1	AX-□□-□□-PE	AX-PM26-B3B75-□	A1-OP25	A1-H□□-A25-□□□	A1-H17-A□□-□□□	A1-H02-A40-K-C75
PX205S□-C20-□□1□-MX080M1E30FP1	AX-□□-□□-PE	AX-PM26-B3B75-□	A1-OP25	A1-H□□-A25-□□□	A1-H17-A□□-□□□	A1-H02-A40-K-C75
PX205S□-C25-□□1□-MX080M1E30FP1	AX-□□-□□-PE	AX-PM26-B3B75-□	A1-OP25	A1-H□□-A25-□□□	A1-H17-A□□-□□□	A1-H02-A40-K-C75
PX205S□-C28-□□1□-MX080M1E30FP2	AX-□□-□□-PE	AX-PM26-B3B75-□	A1-OP25	A1-H□□-A25-□□□	A1-H17-A□□-□□□	A1-H02-A40-K-C75
PX205S□-C35-□□1□-MX080M1E30FP2	AX-□□-□□-PE	AX-PM26-B3B75-□	A1-OP25	A1-H□□-A25-□□□	A1-H17-A□□-□□□	A1-H02-A40-K-C75
PX106S□-B30-□□1□-MX080M1E30LP1	AX-□□-□□-PE	AX-PM26-B3B75-□	A1-OP25	A1-H□□-A25-□□□	A1-H17-A□□-□□□	A1-H02-A40-K-C75
PX106S□-B40-□□1□-MX080M1E30LP1	AX-□□-□□-PE	AX-PM26-B3B75-□	A1-OP25	A1-H□□-A25-□□□	A1-H17-A□□-□□□	A1-H02-A40-K-C75
PX106S□-B50-□□1□-MX080M1E30LP1	AX-□□-□□-PE	AX-PM26-B3B75-□	A1-OP25	A1-H□□-A25-□□□	A1-H17-A□□-□□□	A1-H02-A40-K-C75
PX106S□-B70-□□1□-MX080M1E30LP2	AX-□□-□□-PE	AX-PM26-B3B75-□	A1-OP25	A1-H□□-A25-□□□	A1-H17-A□□-□□□	A1-H02-A40-K-C75
PX106S□-C10-□□1□-MX080M1E30LP3	AX-□□-□□-PE	AX-PM26-B3B75-□	A1-OP25	A1-H□□-A25-□□□	A1-H17-A□□-□□□	A1-H02-A40-K-C75
PX206S□-C12-□□1□-MX080M1E30FP3	AX-□□-□□-PE	AX-PM26-B3B75-□	A1-OP25	A1-H□□-A25-□□□	A1-H17-A□□-□□□	A1-H02-A40-K-C75
PX206S□-C16-□□1□-MX080M1E30FP3	AX-□□-□□-PE	AX-PM26-B3B75-□	A1-OP25	A1-H□□-A25-□□□	A1-H17-A□□-□□□	A1-H02-A40-K-C75
PX206S□-C20-□□1□-MX080M1E30FP3	AX-□□-□□-PE	AX-PM26-B3B75-□	A1-OP25	A1-H□□-A25-□□□	A1-H17-A□□-□□□	A1-H02-A40-K-C75
PX206S□-C25-□□1□-MX080M1E30FP3	AX-□□-□□-PE	AX-PM26-B3B75-□	A1-OP25	A1-H□□-A25-□□□	A1-H17-A□□-□□□	A1-H02-A40-K-C75
PX206S□-C28-□□1□-MX080M1E30FP4	AX-□□-□□-PE	AX-PM26-B3B75-□	A1-OP25	A1-H□□-A25-□□□	A1-H17-A□□-□□□	A1-H02-A40-K-C75
PX206S□-C30-□□1□-MX080M1E30FP5	AX-□□-□□-PE	AX-PM26-B3B75-□	A1-OP25	A1-H□□-A25-□□□	A1-H17-A□□-□□□	A1-H02-A40-K-C75
PX206S□-C35-□□1□-MX080M1E30FP4	AX-□□-□□-PE	AX-PM26-B3B75-□	A1-OP25	A1-H□□-A25-□□□	A1-H17-A□□-□□□	A1-H02-A40-K-C75
PX206S□-C40-□□1□-MX080M1E30FP5	AX-□□-□□-PE	AX-PM26-B3B75-□	A1-OP25	A1-H□□-A25-□□□	A1-H17-A□□-□□□	A1-H02-A40-K-C75
PX206S□-C50-□□1□-MX080M1E30FP5	AX-□□-□□-PE	AX-PM26-B3B75-□	A1-OP25	A1-H□□-A25-□□□	A1-H17-A□□-□□□	A1-H02-A40-K-C75
PX206S□-C70-□□1□-MX080M1E30FP5	AX-□□-□□-PE	AX-PM26-B3B75-□	A1-OP25	A1-H□□-A25-□□□	A1-H17-A□□-□□□	A1-H02-A40-K-C75
PX207S□-C12-□□1□-MX080M1E30LP1	AX-□□-□□-PE	AX-PM26-B3B75-□	A1-OP25	A1-H□□-A25-□□□	A1-H17-A□□-□□□	A1-H02-A40-K-C75
PX207S□-C16-□□1□-MX080M1E30LP1	AX-□□-□□-PE	AX-PM26-B3B75-□	A1-OP25	A1-H□□-A25-□□□	A1-H17-A□□-□□□	A1-H02-A40-K-C75
PX207S□-C20-□□1□-MX080M1E30LP1	AX-□□-□□-PE	AX-PM26-B3B75-□	A1-OP25	A1-H□□-A25-□□□	A1-H17-A□□-□□□	A1-H02-A40-K-C75
PX207S□-C25-□□1□-MX080M1E30LP1	AX-□□-□□-PE	AX-PM26-B3B75-□	A1-OP25	A1-H□□-A25-□□□	A1-H17-A□□-□□□	A1-H02-A40-K-C75
PX207S□-C28-□□1□-MX080M1E30LP2	AX-□□-□□-PE	AX-PM26-B3B75-□	A1-OP25	A1-H□□-A25-□□□	A1-H17-A□□-□□□	A1-H02-A40-K-C75
PX207S□-C30-□□1□-MX080M1E30LP3	AX-□□-□□-PE	AX-PM26-B3B75-□	A1-OP25	A1-H□□-A25-□□□	A1-H17-A□□-□□□	A1-H02-A40-K-C75
PX207S□-C35-□□1□-MX080M1E30LP2	AX-□□-□□-PE	AX-PM26-B3B75-□	A1-OP25	A1-H□□-A25-□□□	A1-H17-A□□-□□□	A1-H02-A40-K-C75
PX207S□-C40-□□1□-MX080M1E30LP3	AX-□□-□□-PE	AX-PM26-B3B75-□	A1-OP25	A1-H□□-A25-□□□	A1-H17-A□□-□□□	A1-H02-A40-K-C75
PX207S□-C50-□□1□-MX080M1E30LP3	AX-□□-□□-PE	AX-PM26-B3B75-□	A1-OP25	A1-H□□-A25-□□□	A1-H17-A□□-□□□	A1-H02-A40-K-C75
PX207S□-C70-□□1□-MX080M1E30LP3	AX-□□-□□-PE	AX-PM26-B3B75-□	A1-OP25	A1-H□□-A25-□□□	A1-H17-A□□-□□□	A1-H02-A40-K-C75
PX207S□-D10-□□1□-MX080M1E30LP3	AX-□□-□□-PE	AX-PM26-B3B75-□	A1-OP25	A1-H□□-A25-□□□	A1-H17-A□□-□□□	A1-H02-A40-K-C75

Note: CM51 only supports PROFINET communication

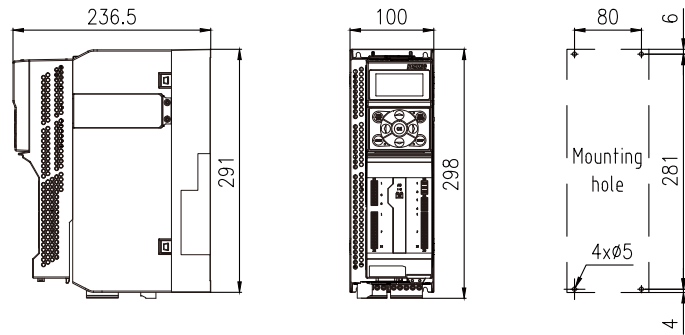
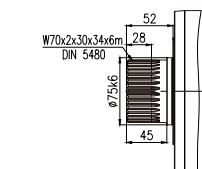
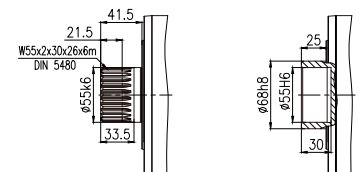
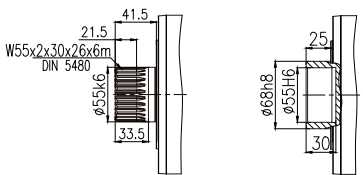
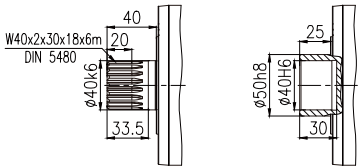
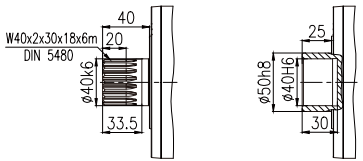
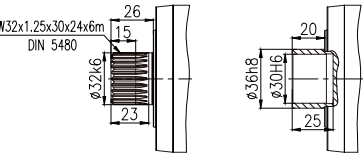
CM55 EA EtherCAT Without built-in N filter
PA PROFINET With built-in F filter
CM51 PN PROFINET filter

Note: PM26 Power Module with built-in filter, long lead times for this configuration.

Without brake 18 With brake 16	(Length 3m)B30 (Length 5m)B50 (Length 7m)B70 (Length 10m)C10 (Length 15m)C15 (Length 20m)C20	Without 10 battery box With 11 battery box	B30(Length 3m) B50(Length 5m) B70(Length 7m) C10(Length 10m) C15(Length 15m) C20(Length 20m)
	(Length 30m)C30 (Length 40m)C40 (Length 50m)C50	Without 12 battery box With 13 battery box Note:	C30(Length 30m) C40(Length 40m) C50(Length 50m)

≤20m Signal cable A10/A11;
>20m Signal cable A12/A13.

Outline dimension diagram of the equipped servo driver



Control module: AX-CM55-PA-PE(ProfiNet)
 or AX-CM55-EA-PE(EtherCAT)
 Power module: AX-PM26-B3B75-N(Without built-in filter)
 or AX-PM26-B3B75-F(With built-in filter)
 Operator module: A1-OP25

伺服马达: 5.03KW 24Nm
10.1A 2000r/min

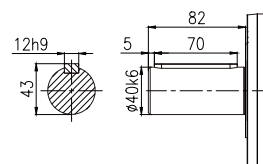
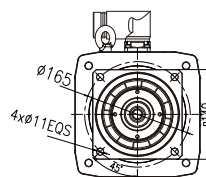
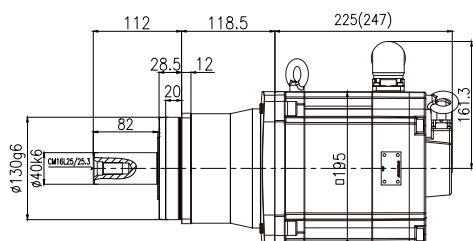
Servo motor: 5.03KW 24Nm
10.1A 2000r/min

齿轮箱 输出转速	齿轮箱 输出扭矩	齿轮箱 速比代号	齿轮箱 公称速比	齿轮箱 精确速比	齿轮箱 额定扭矩	齿轮箱最大 加速扭矩	齿轮箱 最大扭矩	齿轮箱 急停扭矩	齿轮箱 转动惯量	齿轮箱最大 回程间隙	齿轮箱 扭转刚度	齿轮箱 服务系数
Gearbox output speed	Gearbox output torque	Gearbox speed ratio code	Gearbox nominal speed ratio	Gearbox accurate speed ratio	Gearbox rated torque	Gearbox maximum acceleration torque	Gearbox maximum torque	Gearbox emergency stop torque	Gearbox rotational inertia	Gearbox maximum return clearance	Gearbox torsional stiffness	Gearbox service factor
n_{2N} r/min	T_2 N.m	Code	i	i_{ex}	T_{2N} N.m	T_{2B} N.m	T_{2a} N.m	T_{2NOT} N.m	J_1 kgcm ²	J_t arcmin	C_2 Nm/arcmin	f
667	69.9	B30	3	3/1	220	500	650	1250	95.16	2		3.15
500	93.2	B40	4	4/1	355	830	1100	1350	92.69	2		3.81
400	116.5	B50	5	5/1	355	830	1100	1350	90.87	2		3.05
286	163.1	B70	7	7/1	345	830	865	1350	89.24	2		2.12
200	233.0	C10	10	10/1	345	665	750	1250	88.38	2		1.48
667	69.9	B30	3	3/1	580	1200	1600	2600	117.24	2		8.30
500	93.2	B40	4	4/1	950	1525	2030	2800	103.08	2		10.19
400	116.5	B50	5	5/1	965	1525	2030	2800	97.59	2		8.28
286	163.1	B70	7	7/1	925	1525	2030	2800	92.74	2		5.67
200	233.0	C10	10	10/1	900	1200	1600	2600	90.15	2		3.86
167	271.2	C12	12	12/1	730	1300	1300	2850	93.82	2		2.69
125	361.6	C16	16	16/1	1200	1600	1600	2850	92.94	2		3.32
100	452.0	C20	20	20/1	1200	1600	1600	2850	91.03	2		2.66
80	565.0	C25	25	25/1	1200	1600	2000	2850	90.8	2		2.12
71	632.8	C28	28	28/1	1200	1600	1600	2850	89.32	2		1.90
67	678.0	C30	30	30/1	730	1300	1300	2850	88.56	2		1.08
57	791.0	C35	35	35/1	1200	1600	2000	2850	89.21	2		1.52
50	904.0	C40	40	40/1	1200	1600	1600	2850	88.42	2		1.33
40	1129.9	C50	50	50/1	1200	1600	2000	2850	88.36	2		1.06
167	271.2	C12	12	12/1	1500	1900	2100	5550	104.07	2		5.53
125	361.6	C16	16	16/1	1900	3000	3200	5550	102.31	2		5.25
100	452.0	C20	20	20/1	1900	3100	3200	5550	97.11	2		4.20
80	565.0	C25	25	25/1	1900	3100	3900	5550	96.67	2		3.36
71	632.8	C28	28	28/1	1900	3000	3200	5550	92.5	2		3.00
67	678.0	C30	30	30/1	1500	1900	2100	5550	90.31	2		2.21
57	791.0	C35	35	35/1	1900	3000	3900	5550	92.27	2		2.40
50	904.0	C40	40	40/1	1900	3000	3000	5550	90.03	2		2.10
40	1129.9	C50	50	50/1	1900	3000	3700	5550	89.92	2		1.68
29	1581.9	C70	70	70/1	1700	2600	2600	5550	89.82	2		1.07

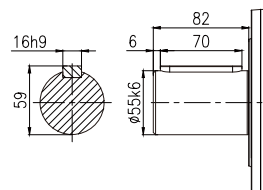
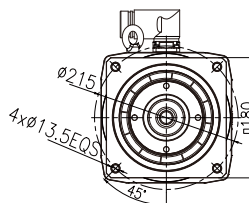
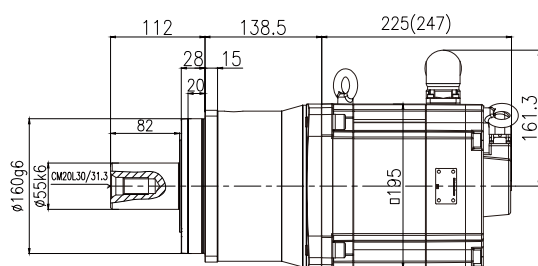
行星精密齿轮伺服马达订货号	伺服驱动器订货号			伺服马达线缆配置订货号		伺服驱动器 制动电阻订货号
	控制模块	功率模块	操作面板	伺服马达动力线	伺服马达信号线	
Planetary precision servo gearmotor oder number	Servo drive order number			Servo motor cable configuration order number		Servo drive braking resistor order number
	Control module	Power module	Operator panel	Servo motor power line	Servo motor signal line	
PX105S□-B30-□□1□-MX100S1E20FP1	AX-□□-□□-PE	AX-PM26-B3B75-□	A1-OP25	A1-H□□-A40-□□□	A1-H17-A□□-□□□	A1-H02-A40-K-C75
PX105S□-B40-□□1□-MX100S1E20FP1	AX-□□-□□-PE	AX-PM26-B3B75-□	A1-OP25	A1-H□□-A40-□□□	A1-H17-A□□-□□□	A1-H02-A40-K-C75
PX105S□-B50-□□1□-MX100S1E20FP1	AX-□□-□□-PE	AX-PM26-B3B75-□	A1-OP25	A1-H□□-A40-□□□	A1-H17-A□□-□□□	A1-H02-A40-K-C75
PX105S□-B70-□□1□-MX100S1E20FP2	AX-□□-□□-PE	AX-PM26-B3B75-□	A1-OP25	A1-H□□-A40-□□□	A1-H17-A□□-□□□	A1-H02-A40-K-C75
PX105S□-C10-□□1□-MX100S1E20FP3	AX-□□-□□-PE	AX-PM26-B3B75-□	A1-OP25	A1-H□□-A40-□□□	A1-H17-A□□-□□□	A1-H02-A40-K-C75
PX106S□-B30-□□1□-MX100S1E20FP4	AX-□□-□□-PE	AX-PM26-B3B75-□	A1-OP25	A1-H□□-A40-□□□	A1-H17-A□□-□□□	A1-H02-A40-K-C75
PX106S□-B40-□□1□-MX100S1E20FP4	AX-□□-□□-PE	AX-PM26-B3B75-□	A1-OP25	A1-H□□-A40-□□□	A1-H17-A□□-□□□	A1-H02-A40-K-C75
PX106S□-B50-□□1□-MX100S1E20FP4	AX-□□-□□-PE	AX-PM26-B3B75-□	A1-OP25	A1-H□□-A40-□□□	A1-H17-A□□-□□□	A1-H02-A40-K-C75
PX106S□-B70-□□1□-MX100S1E20FP5	AX-□□-□□-PE	AX-PM26-B3B75-□	A1-OP25	A1-H□□-A40-□□□	A1-H17-A□□-□□□	A1-H02-A40-K-C75
PX106S□-C10-□□1□-MX100S1E20FP6	AX-□□-□□-PE	AX-PM26-B3B75-□	A1-OP25	A1-H□□-A40-□□□	A1-H17-A□□-□□□	A1-H02-A40-K-C75
PX206S□-C12-□□1□-MX100S1E20FP1	AX-□□-□□-PE	AX-PM26-B3B75-□	A1-OP25	A1-H□□-A40-□□□	A1-H17-A□□-□□□	A1-H02-A40-K-C75
PX206S□-C16-□□1□-MX100S1E20FP1	AX-□□-□□-PE	AX-PM26-B3B75-□	A1-OP25	A1-H□□-A40-□□□	A1-H17-A□□-□□□	A1-H02-A40-K-C75
PX206S□-C20-□□1□-MX100S1E20FP1	AX-□□-□□-PE	AX-PM26-B3B75-□	A1-OP25	A1-H□□-A40-□□□	A1-H17-A□□-□□□	A1-H02-A40-K-C75
PX206S□-C25-□□1□-MX100S1E20FP1	AX-□□-□□-PE	AX-PM26-B3B75-□	A1-OP25	A1-H□□-A40-□□□	A1-H17-A□□-□□□	A1-H02-A40-K-C75
PX206S□-C28-□□1□-MX100S1E20FP2	AX-□□-□□-PE	AX-PM26-B3B75-□	A1-OP25	A1-H□□-A40-□□□	A1-H17-A□□-□□□	A1-H02-A40-K-C75
PX206S□-C30-□□1□-MX100S1E20FP3	AX-□□-□□-PE	AX-PM26-B3B75-□	A1-OP25	A1-H□□-A40-□□□	A1-H17-A□□-□□□	A1-H02-A40-K-C75
PX206S□-C35-□□1□-MX100S1E20FP2	AX-□□-□□-PE	AX-PM26-B3B75-□	A1-OP25	A1-H□□-A40-□□□	A1-H17-A□□-□□□	A1-H02-A40-K-C75
PX206S□-C40-□□1□-MX100S1E20FP3	AX-□□-□□-PE	AX-PM26-B3B75-□	A1-OP25	A1-H□□-A40-□□□	A1-H17-A□□-□□□	A1-H02-A40-K-C75
PX206S□-C50-□□1□-MX100S1E20FP3	AX-□□-□□-PE	AX-PM26-B3B75-□	A1-OP25	A1-H□□-A40-□□□	A1-H17-A□□-□□□	A1-H02-A40-K-C75
PX207S□-C12-□□1□-MX100S1E20FP4	AX-□□-□□-PE	AX-PM26-B3B75-□	A1-OP25	A1-H□□-A40-□□□	A1-H17-A□□-□□□	A1-H02-A40-K-C75
PX207S□-C16-□□1□-MX100S1E20FP4	AX-□□-□□-PE	AX-PM26-B3B75-□	A1-OP25	A1-H□□-A40-□□□	A1-H17-A□□-□□□	A1-H02-A40-K-C75
PX207S□-C20-□□1□-MX100S1E20FP4	AX-□□-□□-PE	AX-PM26-B3B75-□	A1-OP25	A1-H□□-A40-□□□	A1-H17-A□□-□□□	A1-H02-A40-K-C75
PX207S□-C25-□□1□-MX100S1E20FP4	AX-□□-□□-PE	AX-PM26-B3B75-□	A1-OP25	A1-H□□-A40-□□□	A1-H17-A□□-□□□	A1-H02-A40-K-C75
PX207S□-C28-□□1□-MX100S1E20FP5	AX-□□-□□-PE	AX-PM26-B3B75-□	A1-OP25	A1-H□□-A40-□□□	A1-H17-A□□-□□□	A1-H02-A40-K-C75
PX207S□-C30-□□1□-MX100S1E20FP6	AX-□□-□□-PE	AX-PM26-B3B75-□	A1-OP25	A1-H□□-A40-□□□	A1-H17-A□□-□□□	A1-H02-A40-K-C75
PX207S□-C35-□□1□-MX100S1E20FP5	AX-□□-□□-PE	AX-PM26-B3B75-□	A1-OP25	A1-H□□-A40-□□□	A1-H17-A□□-□□□	A1-H02-A40-K-C75
PX207S□-C40-□□1□-MX100S1E20FP6	AX-□□-□□-PE	AX-PM26-B3B75-□	A1-OP25	A1-H□□-A40-□□□	A1-H17-A□□-□□□	A1-H02-A40-K-C75
PX207S□-C50-□□1□-MX100S1E20FP6	AX-□□-□□-PE	AX-PM26-B3B75-□	A1-OP25	A1-H□□-A40-□□□	A1-H17-A□□-□□□	A1-H02-A40-K-C75
PX207S□-C70-□□1□-MX100S1E20FP6	AX-□□-□□-PE	AX-PM26-B3B75-□	A1-OP25	A1-H□□-A40-□□□	A1-H17-A□□-□□□	A1-H02-A40-K-C75

Note: CM51 only supports PROFINET communication	CM55	EA EtherCAT	Without built-in filter	N	Without brake	18	(Length 3m)B30	Without battery box	10	B30(Length 3m)	
		PA PROFINET	With built-in filter	F	With brake	16	(Length 5m)B50	With battery box	11	B50(Length 5m)	
		CM51	PN PROFINET	filter			(Length 7m)B70	With battery box	11	B70(Length 7m)	
							(Length 10m)C10			C10(Length 10m)	
							(Length 15m)C15			C15(Length 15m)	
							(Length 20m)C20			C20(Length 20m)	
							(Length 30m)C30	Without battery box	12	C30(Length 30m)	
							(Length 40m)C40	With battery box	13	C40(Length 40m)	
							(Length 50m)C50	With battery box	13	C50(Length 50m)	
										Note:	
											≤20m Signal cable A10/A11;
											>20m Signal cable A12/A13.

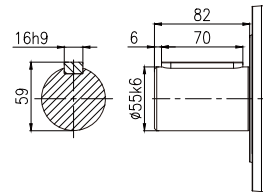
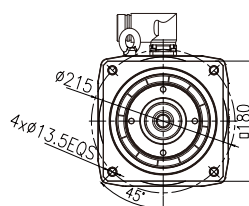
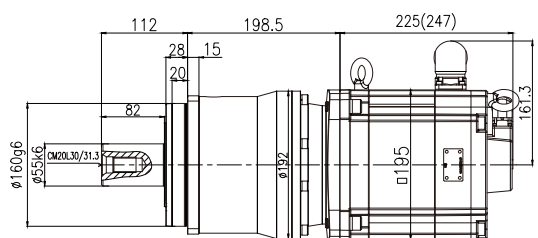
MX100S Outline dimension diagram (mm)



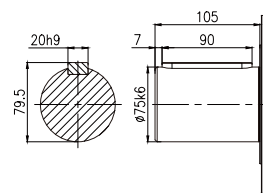
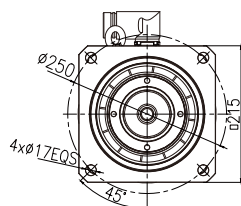
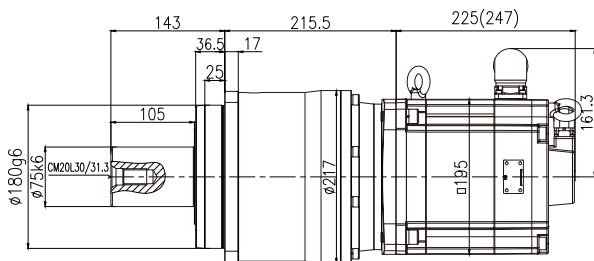
PX105S□-□-□□1□-MX100S1E20□P□



PX106S□-□-□□1□-MX100S1E20□P□



PX206S□-□-□□1□-MX100S1E20□P□

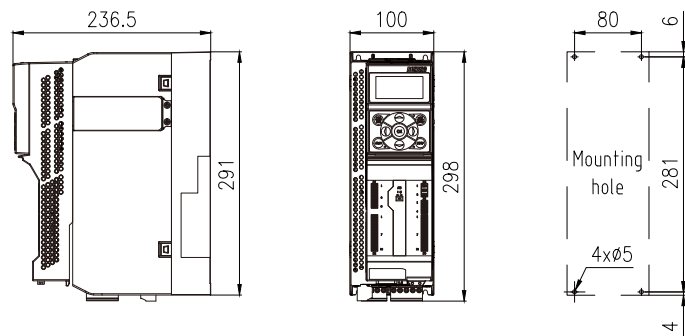
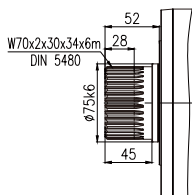
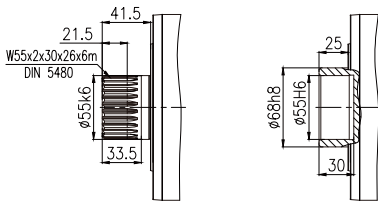
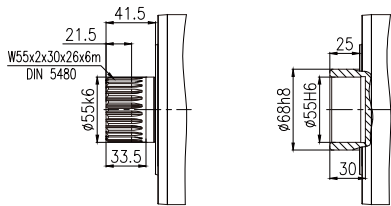
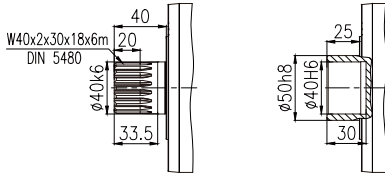


PX207S□-□-□□1□-MX100S1E20□P□

注：() 为带制动器尺寸

Note: () is the size with brake.

Outline dimension diagram of the equipped servo driver



Control module: AX-CM55-PA-PE(ProfiNet)
 or AX-CM55-EA-PE(EtherCAT)
 Power module: AX-PM26-B3B75-N(Without built-in filter)
 or AX-PM26-B3B75-F(With built-in filter)
 Operator module: A1-OP25

伺服马达: 7.96KW 38Nm
17.3A 2000r/min

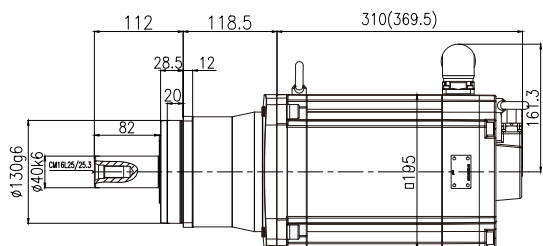
Servo motor: 7.96KW 38Nm
17.3A 2000r/min

齿轮箱 输出转速	齿轮箱 输出扭矩	齿轮箱 速比代号	齿轮箱 公称速比	齿轮箱 精确速比	齿轮箱 额定扭矩	齿轮箱最大 加速扭矩	齿轮箱 最大扭矩	齿轮箱 急停扭矩	齿轮箱 转动惯量	齿轮箱最大 回程间隙	齿轮箱 扭转刚度	齿轮箱 服务系数
Gearbox output speed	Gearbox output torque	Gearbox speed ratio code	Gearbox nominal speed ratio	Gearbox accurate speed ratio	Gearbox rated torque	Gearbox maximum acceleration torque	Gearbox maximum torque	Gearbox emergency stop torque	Gearbox rotational inertia	Gearbox maximum return clearance	Gearbox torsional stiffness	Gearbox service factor
n_{2N} r/min	T_2 N.m	Code	i	i_{ex}	T_{2N} N.m	T_{2B} N.m	T_{2a} N.m	T_{2NOT} N.m	J_1 kgcm ²	J_t arcmin	C_2 Nm/arcmin	f
667	110.6	B30	3	3/1	220	500	650	1250	177.63	2		1.99
500	147.5	B40	4	4/1	355	830	1100	1350	175.16	2		2.41
400	184.3	B50	5	5/1	355	830	1100	1350	173.34	2		1.93
667	110.6	B30	3	3/1	580	1200	1600	2600	199.71	2		5.24
500	147.5	B40	4	4/1	950	1525	2030	2800	185.55	2		6.44
400	184.3	B50	5	5/1	965	1525	2030	2800	180.06	2		5.23
286	258.1	B70	7	7/1	925	1525	2030	2800	175.21	2		3.58
200	368.7	C10	10	10/1	900	1200	1600	2600	172.62	2		2.44
167	429.2	C12	12	12/1	730	1300	1300	2850	176.29	2		1.70
125	572.2	C16	16	16/1	1200	1600	1600	2850	175.41	2		2.10
100	715.3	C20	20	20/1	1200	1600	1600	2850	173.5	2		1.68
80	894.1	C25	25	25/1	1200	1600	2000	2850	173.28	2		1.34
167	429.2	C12	12	12/1	1500	1900	2100	5550	186.54	2		3.50
125	572.2	C16	16	16/1	1900	3000	3200	5550	184.78	2		3.32
100	715.3	C20	20	20/1	1900	3100	3200	5550	179.58	2		2.66
80	894.1	C25	25	25/1	1900	3100	3900	5550	179.14	2		2.13
71	1001.4	C28	28	28/1	1900	3000	3200	5550	174.97	2		1.90
67	1072.9	C30	30	30/1	1500	1900	2100	5550	172.78	2		1.40
57	1251.7	C35	35	35/1	1900	3000	3900	5550	174.74	2		1.52
50	1430.5	C40	40	40/1	1900	3000	3000	5550	172.5	2		1.33
40	1788.1	C50	50	50/1	1900	3000	3700	5550	172.39	2		1.06

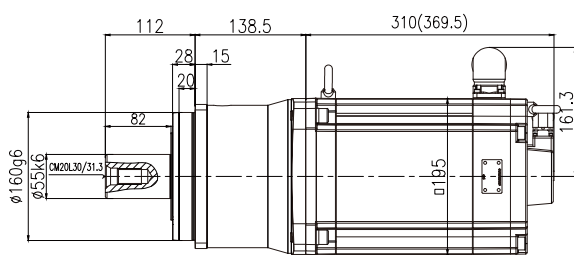
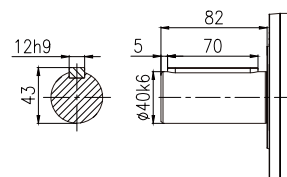
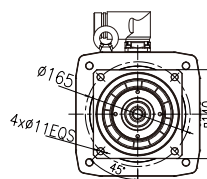
行星精密齿轮伺服马达订货号	伺服驱动器订货号			伺服马达线缆配置订货号		伺服驱动器 制动电阻订货号
	控制模块	功率模块	操作面板	伺服马达动力线	伺服马达信号线	
Planetary precision servomotor order number	Servo drive order number			Servo motor cable configuration order number		Servo drive braking resistor order number
	Control module	Power module	Operator panel	Servo motor power line	Servo motor signal line	
PX105S□-B30-□□1□-MX100M1E20FP1	AX-□□-□□-PE	AX-PM26-B3C15-□	A1-OP25	A1-H□□-A40-□□□	A1-H17-A□□-□□□	A1-H02-A80-K-C36
PX105S□-B40-□□1□-MX100M1E20FP1	AX-□□-□□-PE	AX-PM26-B3C15-□	A1-OP25	A1-H□□-A40-□□□	A1-H17-A□□-□□□	A1-H02-A80-K-C36
PX105S□-B50-□□1□-MX100M1E20FP1	AX-□□-□□-PE	AX-PM26-B3C15-□	A1-OP25	A1-H□□-A40-□□□	A1-H17-A□□-□□□	A1-H02-A80-K-C36
PX106S□-B30-□□1□-MX100M1E20FP2	AX-□□-□□-PE	AX-PM26-B3C15-□	A1-OP25	A1-H□□-A40-□□□	A1-H17-A□□-□□□	A1-H02-A80-K-C36
PX106S□-B40-□□1□-MX100M1E20FP2	AX-□□-□□-PE	AX-PM26-B3C15-□	A1-OP25	A1-H□□-A40-□□□	A1-H17-A□□-□□□	A1-H02-A80-K-C36
PX106S□-B50-□□1□-MX100M1E20FP2	AX-□□-□□-PE	AX-PM26-B3C15-□	A1-OP25	A1-H□□-A40-□□□	A1-H17-A□□-□□□	A1-H02-A80-K-C36
PX106S□-B70-□□1□-MX100M1E20FP3	AX-□□-□□-PE	AX-PM26-B3C15-□	A1-OP25	A1-H□□-A40-□□□	A1-H17-A□□-□□□	A1-H02-A80-K-C36
PX106S□-C10-□□1□-MX100M1E20FP4	AX-□□-□□-PE	AX-PM26-B3C15-□	A1-OP25	A1-H□□-A40-□□□	A1-H17-A□□-□□□	A1-H02-A80-K-C36
PX206S□-C12-□□1□-MX100M1E20FP1	AX-□□-□□-PE	AX-PM26-B3C15-□	A1-OP25	A1-H□□-A40-□□□	A1-H17-A□□-□□□	A1-H02-A80-K-C36
PX206S□-C16-□□1□-MX100M1E20FP1	AX-□□-□□-PE	AX-PM26-B3C15-□	A1-OP25	A1-H□□-A40-□□□	A1-H17-A□□-□□□	A1-H02-A80-K-C36
PX206S□-C20-□□1□-MX100M1E20FP1	AX-□□-□□-PE	AX-PM26-B3C15-□	A1-OP25	A1-H□□-A40-□□□	A1-H17-A□□-□□□	A1-H02-A80-K-C36
PX206S□-C25-□□1□-MX100M1E20FP1	AX-□□-□□-PE	AX-PM26-B3C15-□	A1-OP25	A1-H□□-A40-□□□	A1-H17-A□□-□□□	A1-H02-A80-K-C36
PX207S□-C12-□□1□-MX100M1E20FP2	AX-□□-□□-PE	AX-PM26-B3C15-□	A1-OP25	A1-H□□-A40-□□□	A1-H17-A□□-□□□	A1-H02-A80-K-C36
PX207S□-C16-□□1□-MX100M1E20FP2	AX-□□-□□-PE	AX-PM26-B3C15-□	A1-OP25	A1-H□□-A40-□□□	A1-H17-A□□-□□□	A1-H02-A80-K-C36
PX207S□-C20-□□1□-MX100M1E20FP2	AX-□□-□□-PE	AX-PM26-B3C15-□	A1-OP25	A1-H□□-A40-□□□	A1-H17-A□□-□□□	A1-H02-A80-K-C36
PX207S□-C25-□□1□-MX100M1E20FP2	AX-□□-□□-PE	AX-PM26-B3C15-□	A1-OP25	A1-H□□-A40-□□□	A1-H17-A□□-□□□	A1-H02-A80-K-C36
PX207S□-C28-□□1□-MX100M1E20FP3	AX-□□-□□-PE	AX-PM26-B3C15-□	A1-OP25	A1-H□□-A40-□□□	A1-H17-A□□-□□□	A1-H02-A80-K-C36
PX207S□-C30-□□1□-MX100M1E20FP4	AX-□□-□□-PE	AX-PM26-B3C15-□	A1-OP25	A1-H□□-A40-□□□	A1-H17-A□□-□□□	A1-H02-A80-K-C36
PX207S□-C35-□□1□-MX100M1E20FP3	AX-□□-□□-PE	AX-PM26-B3C15-□	A1-OP25	A1-H□□-A40-□□□	A1-H17-A□□-□□□	A1-H02-A80-K-C36
PX207S□-C40-□□1□-MX100M1E20FP4	AX-□□-□□-PE	AX-PM26-B3C15-□	A1-OP25	A1-H□□-A40-□□□	A1-H17-A□□-□□□	A1-H02-A80-K-C36
PX207S□-C50-□□1□-MX100M1E20FP4	AX-□□-□□-PE	AX-PM26-B3C15-□	A1-OP25	A1-H□□-A40-□□□	A1-H17-A□□-□□□	A1-H02-A80-K-C36

Note:	CM55 EA EtherCAT	Without built-in N	Without brake 18	(Length 3m)B30	Without 10	B30(Length 3m)
	PA PROFINET	filter	With brake 16	(Length 5m)B50	battery box	B50(Length 5m)
Note:	CM51 PN PROFINET	With built-in F		(Length 7m)B70	With 11	B70(Length 7m)
	CM51 only supports PROFINET communication	filter		(Length 10m)C10	battery box	C10(Length 10m)
				(Length 15m)C15		C15(Length 15m)
				(Length 20m)C20		C20(Length 20m)
				(Length 30m)C30	Without 12	C30(Length 30m)
				(Length 40m)C40	battery box	C40(Length 40m)
				(Length 50m)C50	With 13	C50(Length 50m)
					battery box	
					Note:	
						≤20m Signal cable A10/A11;
						>20m Signal cable A12/A13.

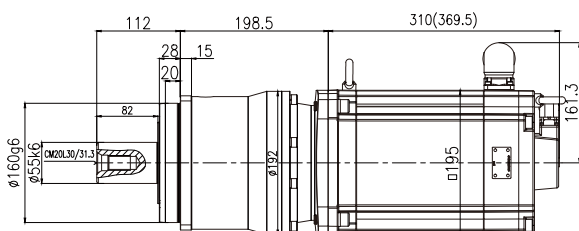
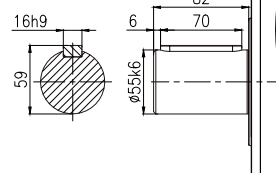
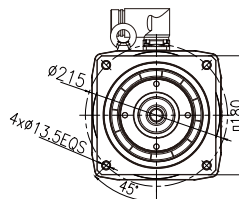
MX100M Outline dimension diagram(mm)



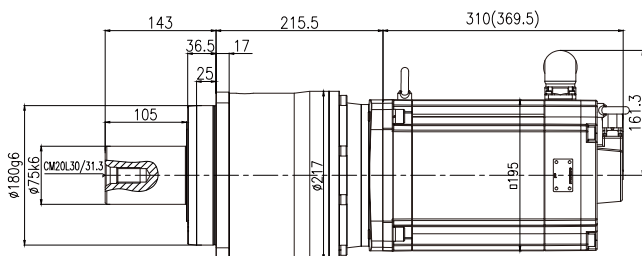
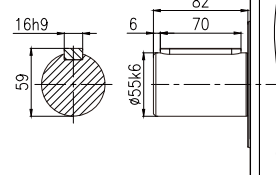
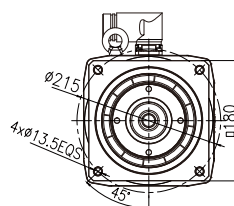
PX105S□-□-□□1□-MX100M1E20□P□



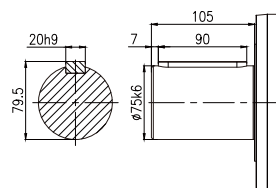
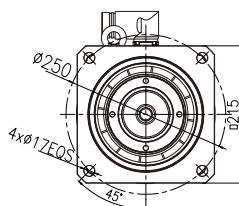
PX106S□-□-□□1□-MX100M1E20□P□



PX206S□-□-□□1□-MX100M1E20□P□



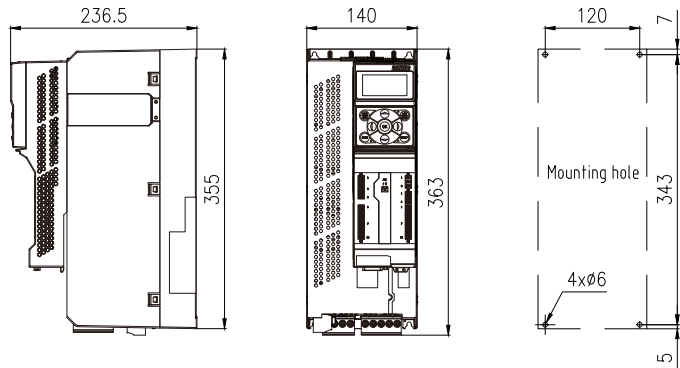
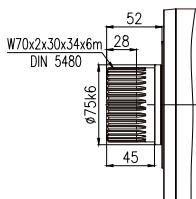
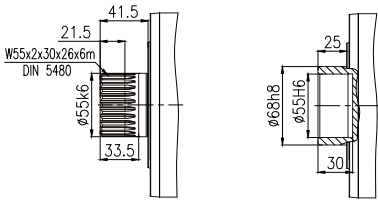
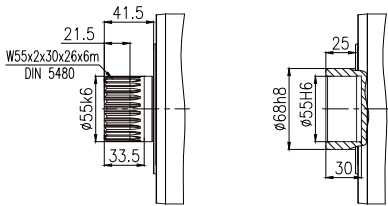
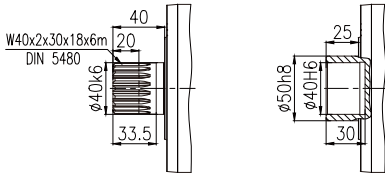
PX207S□-□-□□1□-MX100M1E20□P□



注： () 为带制动器尺寸

Note: () is the size with brake.

Outline dimension diagram of the equipped servo driver



Control module: AX-CM55-PA-PE(ProfiNet)
or AX-CM55-EA-PE(EtherCAT)
Power module: AX-PM26-B3C15-N(Without built-in filter)
or AX-PM26-B3C15-F(With built-in filter)
Operator module: A1-OP25

伺服马达: 10.06KW 48Nm
19.6A 2000r/min

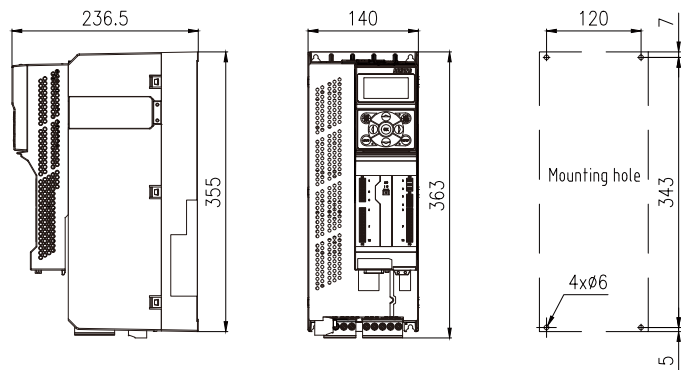
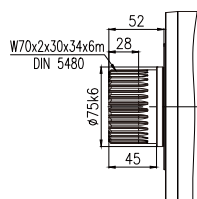
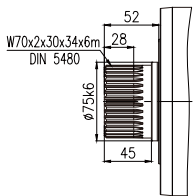
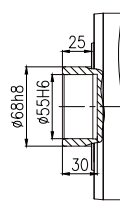
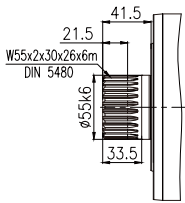
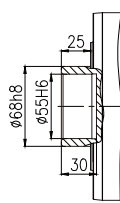
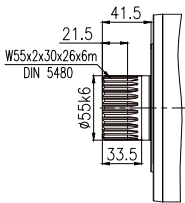
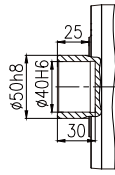
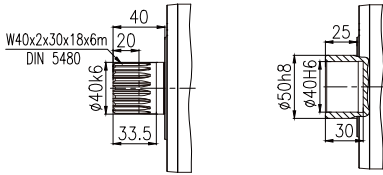
Servo motor: 10.06KW 48Nm
19.6A 2000r/min

齿轮箱 输出转速	齿轮箱 输出扭矩	齿轮箱 速比代号	齿轮箱 公称速比	齿轮箱 精确速比	齿轮箱 额定扭矩	齿轮箱最大 加速扭矩	齿轮箱 最大扭矩	齿轮箱 急停扭矩	齿轮箱 转动惯量	齿轮箱最大 回程间隙	齿轮箱 扭转刚度	齿轮箱 服务系数
Gearbox output speed	Gearbox output torque	Gearbox speed ratio code	Gearbox nominal speed ratio	Gearbox accurate speed ratio	Gearbox rated torque	Gearbox maximum acceleration torque	Gearbox maximum torque	Gearbox emergency stop torque	Gearbox rotational inertia	Gearbox maximum return clearance	Gearbox torsional stiffness	Gearbox service factor
n_{2N} r/min	T_2 N.m	Code	i	i_{ex}	T_{2N} N.m	T_{2B} N.m	T_{2a} N.m	T_{2NOT} N.m	J_1 kgcm ²	J_t arcmin	C_2 Nm/arcmin	f
667	139.8	B30	3	3/1	220	500	650	1250	260.1	2		1.57
500	186.4	B40	4	4/1	355	830	1100	1350	257.63	2		1.90
400	233.0	B50	5	5/1	355	830	1100	1350	255.81	2		1.52
667	139.8	B30	3	3/1	580	1200	1600	2600	282.18	2		4.15
500	186.4	B40	4	4/1	950	1525	2030	2800	268.02	2		5.10
400	233.0	B50	5	5/1	965	1525	2030	2800	262.53	2		4.14
286	326.2	B70	7	7/1	925	1525	2030	2800	257.68	2		2.84
200	466.0	C10	10	10/1	900	1200	1600	2600	255.09	2		1.93
167	559.1	C12	12	12/1	730	1300	1300	2850	258.76	2		1.31
125	745.5	C16	16	16/1	1200	1600	1600	2850	257.88	2		1.61
100	931.9	C20	20	20/1	1200	1600	1600	2850	255.97	2		1.29
80	1164.9	C25	25	25/1	1200	1600	2000	2850	255.75	2		1.03
286	326.2	B70	7	7/1	1700	2950	3900	5950	263.09	2		5.21
200	466.0	C10	10	10/1	1700	2300	2900	5950	257.82	2		3.65
167	542.4	C12	12	12/1	1500	1900	2100	5550	269.01	2		2.77
125	723.2	C16	16	16/1	1900	3000	3200	5550	267.25	2		2.63
100	904.0	C20	20	20/1	1900	3100	3200	5550	262.05	2		2.10
80	1129.9	C25	25	25/1	1900	3100	3900	5550	261.61	2		1.68
71	1265.5	C28	28	28/1	1900	3000	3200	5550	257.44	2		1.50
67	1355.9	C30	30	30/1	1500	1900	2100	5550	255.25	2		1.11
57	1581.9	C35	35	35/1	1900	3000	3900	5550	257.21	2		1.20
50	1807.9	C40	40	40/1	1900	3000	3000	5550	254.97	2		1.05

行星精密齿轮伺服马达订货号	伺服驱动器订货号			伺服马达线缆配置订货号		伺服驱动器 制动电阻订货号
	控制模块	功率模块	操作面板	伺服马达动力线	伺服马达信号线	
Planetary precision servo gearmotor oder number	Servo drive order number			Servo motor cable configuration order number		Servo drive braking resistor order number
	Control module	Power module	Operator panel	Servo motor power line	Servo motor signal line	
PX105S□-B30-□□□-MX100L1E20FP1	AX-□□-□□-PE	AX-PM26-B3C15-□	A1-OP25	A1-H□□-A40-□□□	A1-H17-A□□-□□□	A1-H02-A80-K-C36
PX105S□-B40-□□□-MX100L1E20FP1	AX-□□-□□-PE	AX-PM26-B3C15-□	A1-OP25	A1-H□□-A40-□□□	A1-H17-A□□-□□□	A1-H02-A80-K-C36
PX105S□-B50-□□□-MX100L1E20FP1	AX-□□-□□-PE	AX-PM26-B3C15-□	A1-OP25	A1-H□□-A40-□□□	A1-H17-A□□-□□□	A1-H02-A80-K-C36
PX106S□-B30-□□□-MX100L1E20FP2	AX-□□-□□-PE	AX-PM26-B3C15-□	A1-OP25	A1-H□□-A40-□□□	A1-H17-A□□-□□□	A1-H02-A80-K-C36
PX106S□-B40-□□□-MX100L1E20FP2	AX-□□-□□-PE	AX-PM26-B3C15-□	A1-OP25	A1-H□□-A40-□□□	A1-H17-A□□-□□□	A1-H02-A80-K-C36
PX106S□-B50-□□□-MX100L1E20FP2	AX-□□-□□-PE	AX-PM26-B3C15-□	A1-OP25	A1-H□□-A40-□□□	A1-H17-A□□-□□□	A1-H02-A80-K-C36
PX106S□-B70-□□□-MX100L1E20FP3	AX-□□-□□-PE	AX-PM26-B3C15-□	A1-OP25	A1-H□□-A40-□□□	A1-H17-A□□-□□□	A1-H02-A80-K-C36
PX106S□-C10-□□□-MX100L1E20FP4	AX-□□-□□-PE	AX-PM26-B3C15-□	A1-OP25	A1-H□□-A40-□□□	A1-H17-A□□-□□□	A1-H02-A80-K-C36
PX206S□-C12-□□□-MX100L1E20FP1	AX-□□-□□-PE	AX-PM26-B3C15-□	A1-OP25	A1-H□□-A40-□□□	A1-H17-A□□-□□□	A1-H02-A80-K-C36
PX206S□-C16-□□□-MX100L1E20FP1	AX-□□-□□-PE	AX-PM26-B3C15-□	A1-OP25	A1-H□□-A40-□□□	A1-H17-A□□-□□□	A1-H02-A80-K-C36
PX206S□-C20-□□□-MX100L1E20FP1	AX-□□-□□-PE	AX-PM26-B3C15-□	A1-OP25	A1-H□□-A40-□□□	A1-H17-A□□-□□□	A1-H02-A80-K-C36
PX206S□-C25-□□□-MX100L1E20FP1	AX-□□-□□-PE	AX-PM26-B3C15-□	A1-OP25	A1-H□□-A40-□□□	A1-H17-A□□-□□□	A1-H02-A80-K-C36
PX107S□-B70-□□□-MX100L1E20LP1	AX-□□-□□-PE	AX-PM26-B3C15-□	A1-OP25	A1-H□□-A40-□□□	A1-H17-A□□-□□□	A1-H02-A80-K-C36
PX107S□-C10-□□□-MX100L1E20LP2	AX-□□-□□-PE	AX-PM26-B3C15-□	A1-OP25	A1-H□□-A40-□□□	A1-H17-A□□-□□□	A1-H02-A80-K-C36
PX207S□-C12-□□□-MX100L1E20FP2	AX-□□-□□-PE	AX-PM26-B3C15-□	A1-OP25	A1-H□□-A40-□□□	A1-H17-A□□-□□□	A1-H02-A80-K-C36
PX207S□-C16-□□□-MX100L1E20FP2	AX-□□-□□-PE	AX-PM26-B3C15-□	A1-OP25	A1-H□□-A40-□□□	A1-H17-A□□-□□□	A1-H02-A80-K-C36
PX207S□-C20-□□□-MX100L1E20FP2	AX-□□-□□-PE	AX-PM26-B3C15-□	A1-OP25	A1-H□□-A40-□□□	A1-H17-A□□-□□□	A1-H02-A80-K-C36
PX207S□-C25-□□□-MX100L1E20FP2	AX-□□-□□-PE	AX-PM26-B3C15-□	A1-OP25	A1-H□□-A40-□□□	A1-H17-A□□-□□□	A1-H02-A80-K-C36
PX207S□-C28-□□□-MX100L1E20FP3	AX-□□-□□-PE	AX-PM26-B3C15-□	A1-OP25	A1-H□□-A40-□□□	A1-H17-A□□-□□□	A1-H02-A80-K-C36
PX207S□-C30-□□□-MX100L1E20FP4	AX-□□-□□-PE	AX-PM26-B3C15-□	A1-OP25	A1-H□□-A40-□□□	A1-H17-A□□-□□□	A1-H02-A80-K-C36
PX207S□-C35-□□□-MX100L1E20FP3	AX-□□-□□-PE	AX-PM26-B3C15-□	A1-OP25	A1-H□□-A40-□□□	A1-H17-A□□-□□□	A1-H02-A80-K-C36
PX207S□-C40-□□□-MX100L1E20FP4	AX-□□-□□-PE	AX-PM26-B3C15-□	A1-OP25	A1-H□□-A40-□□□	A1-H17-A□□-□□□	A1-H02-A80-K-C36

Note: CM51 only supports PROFINET communication	CM55	EA EtherCAT	Without built-in N filter	Without brake 18	(Length 3m)B30	Without battery box	10	B30(Length 3m)
		PA PROFINET	With built-in F filter	With brake 16	(Length 5m)B50	With battery box	11	B50(Length 5m)
		CM51 PN PROFINET	filter		(Length 7m)B70			B70(Length 7m)
					(Length 10m)C10			C10(Length 10m)
					(Length 15m)C15			C15(Length 15m)
					(Length 20m)C20			C20(Length 20m)
					(Length 30m)C30	Without battery box	12	C30(Length 30m)
					(Length 40m)C40	With battery box	13	C40(Length 40m)
					(Length 50m)C50			C50(Length 50m)
						Note:		
								≤20m Signal cable A10/A11;
								>20m Signal cable A12/A13.

Outline dimension diagram of the equipped servo driver



Control module: AX-CM55-PA-PE(ProfiNet)
or AX-CM55-EA-PE(EtherCAT)
Power module: AX-PM26-B3C15-N(Without built-in filter)
or AX-PM26-B3C15-F(With built-in filter)
Operator module: A1-OP25

4 输出轴允许的 轴向力和径向力

4 Permissible axial and radial forces on the output shaft

输出轴 载荷	Output shaft load	代号 Code	单位 Unit	PX102S PX202S	PX103S PX203S	PX104S PX204S	PX105S PX205S	PX106S PX206S	PX107S PX207S
20000h 的径向力	Radial force for 20000h	$F_{r20000h}$	N	3000	4850	6700	11000	19300	23550
20000h 的轴向力	Axial force for 20000h	$F_{a20000h}$		3900	6400	9400	16450	26600	34050
30000h 的径向力	Radial force for 30000h	$F_{r30000h}$		2650	4300	5900	9750	17100	20850
30000h 的轴向力	Axial force for 30000h	$F_{a30000h}$		3450	5650	8300	14550	23550	30150
20000h 的侧倾力矩	Tilting moment for 20000h	$M_{K20000h}$	Nm	172	335	576	1210	2468	3504
30000h 的侧倾力矩	Tilting moment for 30000h	$M_{K20000h}$		153	297	510	1071	2185	3102

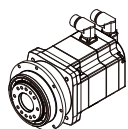
5 重量表

5 Weight table

PX(S) 行星齿轮箱重量表 (Kg)		PX(S) Planetary Gearbox Weight table (Kg)					
机座号	Frame size	PX102S	PX103S	PX104S	PX105S	PX106S	PX107S
重量	Weight	1.8	3.5	7.5	14.6	25.1	39.4
机座	Frame size	PX202	PX203	PX204	PX205	PX206	PX207
重量	Weight	2.1	4.2	8.9	17.9	33.9	51.2

直连MX伺服马达重量表 (Kg)		Directly connected MX servo motor weight table (Kg)												
机座号	Framesize	MX 028S	MX 028M	MX 036S	MX 036M	MX 048S	MX 048M	MX 063S	MX 063M	MX 080S	MX 080M	MX 100S	MX 100M	MX 100L
额定功率 (KW)	Rated power	0.38	0.54	0.66	0.8	1.32	1.55	1.7	2.76	3.24	5.03	5.03	7.96	10.06
不带制动	Without brake	1.8	2.4	2.7	3.9	4.5	7	7.1	10.9	13.6	21.9	25.6	42.4	58.5
带制动	with brake	2	2.7	3.1	4.3	5.2	7.7	8	11.8	14.3	23.9	27	47.2	63

BONENG



PX...T-MX行星精密 齿轮伺服马达

PX...T-MX Planetary precision Servo Gearmotor

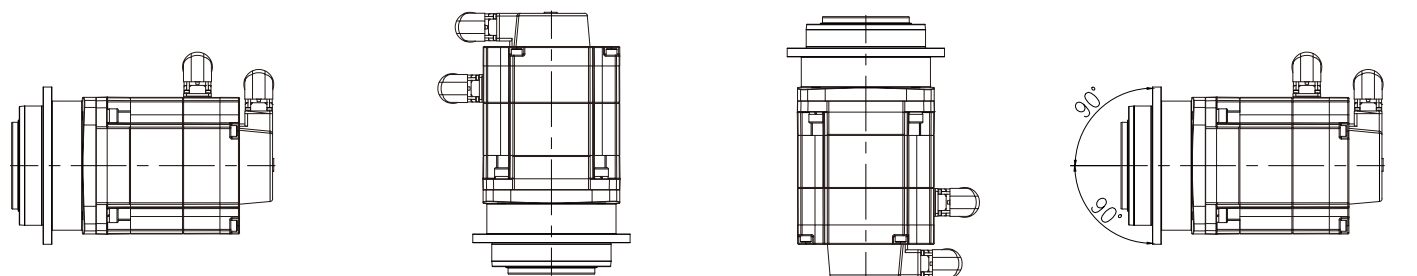
6 型号表示方法

6 Model representation method

	PX	2	03	T	F	C04	B5	S	2	1-
产品分类代号 PX=精密型	Product classification code PX=Precision type									
行星齿轮级数 1=1级 2=2级	Planetary gear series 1=1stage 2=2stage									
机座号 02/03/04/05/07	Frame size 02/03/04/05/06/07									
产品系列代号 T=圆法兰	Product series code T=Round flange									
输出轴形式代号 F=法兰轴	Output shaft form code F=Flanged shaft									
公称速比代号	Nominal speed ratio code									
安装方位 B5/V1/V3/S1	Installation orientation B5/V1/V3/S1									
回程间隙 S=标准间隙	Return clearance S=Standard clearance									
输出轴轴承配置 2=角接触球轴承 (07圆锥滚子轴承)	Output shaft bearing configuration 2=Angular contact ball bearing (07tapered roller bearing)									
润滑油代号 1=合成润滑油 2=合成润滑脂 3=食品级润滑油 4=食品级润滑脂	Lubricating oil code 1=Synthetic lubricatingoil 2=Synthetic lubricatinggrease 3=Food grade lubricatingoil 4=Food grade lubricatinggrease									

7 安装方位

7 PX...T-MX Installation orientation



B5-水平 B5 level

V1-垂直 (输出轴
向下) V1-Vertical
(output
axis down)

V3-垂直 (输出轴
向上) V3-Vertical
(output
axis up)

S1-可以从
水平到翻
转±90° S1-can flip
from
horizontal
to ± 90°

MX 048S 1 E45 F P 1-N 3 A 0 6 - 1 1 1

连接器位置

1=可旋转

连接器类型

1=规格1

连接器方位

保护等级

6=IP66

热保护

0=无绕组保护

制动器

N=无制动器
A=永磁制动器

编码器

3=485编码器(线缆≤20m)
4=Biss-C编码器(线缆>20m)

冷却方式

N=自然冷却

轴孔径代号

1、2、3...

轴伸形式P

法兰形式F/L

额定转速代号

E20=2000r/min
E30=3000r/min
E45=4500r/min

结构形式

1=紧凑型

机座号

三相交流同步
伺服马达

Connector location

1=Rotable

Connector Type

1 = Specifications 1

Connector orientation

Protection class

6=IP66

Thermal protect

0=Without thermal protection

Brake

N=Without brake
A=With brake

Encoder

3=485 Encoder(Cable length≤20m)
4=Biss-C Encoder(Cable length>20m)

Cooling method

N=Natural Cooling

Axis aperture code

1、2、3...

Axial extension form P

Flange form F/L

Rated speed code

E20=2000r/min
E30=3000r/min
E45=4500r/min

Structural type

1 = Compact

Frame size

Three Phase AC
Synchronous
Servomotor

8 PX..T-MX传动 能力表和外形尺寸图

伺服马达:0.38KW 0.8Nm 1.2A
4500r/min

8 PX..T-MX Transmission capacity table and external dimension diagram

Servo motor: 0.38KW 0.8Nm 1.2A
4500r/min

齿轮箱 输出转速	齿轮箱 输出扭矩	齿轮箱 速比代号	齿轮箱 公称速比	齿轮箱 精确速比	齿轮箱 额定扭矩	齿轮箱最大 加速扭矩	齿轮箱 最大扭矩	齿轮箱 急停扭矩	齿轮箱 转动惯量	齿轮箱最大 回程间隙	齿轮箱 扭转刚度	齿轮箱 服务系数
Gearbox output speed	Gearbox output torque	Gearbox speed ratio code	Gearbox nominal speed ratio	Gearbox accurate speed ratio	Gearbox rated torque	Gearbox maximum acceleration torque	Gearbox maximum torque	Gearbox emergency stop torque	Gearbox rotational inertia	Gearbox maximum return clearance	Gearbox torsional stiffness	Gearbox service factor
n_{2N} r/min	T_2 N.m	Code	i	i_{ex}	T_{2N} N.m	T_{2B} N.m	T_{2a} N.m	T_{2NOT} N.m	J_1 kgcm ²	J_t arcmin	C_2 Nm/arcmin	f
643	5.5	B70	7	7/1	28	66	85	110	0.19	4		5.11
450	7.8	C10	10	10/1	28	42	58	105	0.17	4		3.58
281	12.1	C16	16	16/1	42	66	66	110	0.17	4		3.46
225	15.2	C20	20	20/1	42	66	66	110	0.16	4		2.77
180	19.0	C25	25	25/1	42	66	75	110	0.16	4		2.21
161	21.2	C28	28	28/1	42	66	66	110	0.16	4		1.98
129	26.6	C35	35	35/1	42	66	75	110	0.16	4		1.58
113	30.4	C40	40	40/1	42	66	66	110	0.15	4		1.38
90	37.9	C50	50	50/1	42	66	75	110	0.15	4		1.11
161	21.2	C28	28	28/1	105	160	160	260	0.19	4		4.94
129	26.6	C35	35	35/1	120	160	160	260	0.18	4		4.52
113	30.4	C40	40	40/1	110	160	160	260	0.17	4		3.62
90	37.9	C50	50	50/1	120	160	160	260	0.17	4		3.16
64	53.1	C70	70	70/1	120	160	160	260	0.17	4		2.26
45	75.9	D10	100	100/1	88	110	110	235	0.16	4		1.16

此类产品暂不接受订货

This kind of product is
not currently accepting orders.

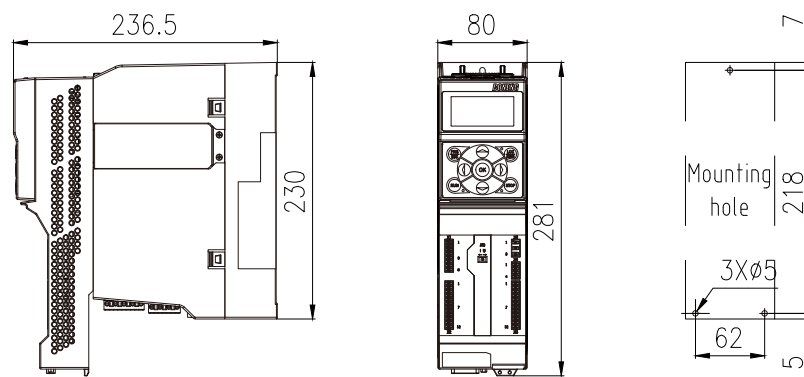
行星精密齿轮伺服马达订货号	伺服驱动器订货号			伺服马达线缆配置订货号		伺服驱动器 制动电阻订货号
	控制模块	功率模块	操作面板	伺服马达动力线	伺服马达信号线	
Planetary precision servo gearmotor oder number	Servo drive order number			Servo motor cable configuration order number		Servo drive braking resistor order number
	Control module	Power module	Operator panel	Servo motor power line	Servo motor signal line	
PX102T□-B70-□□1□-MX028S1E45LP1	AX-□□-□□-PE	AX-PM26-B3A75-□	A1-OP25	A1-H□□-A15-□□□	A1-H17-A□□-□□□	A1-H02-A06-K-D75
PX102T□-C10-□□1□-MX028S1E45LP2	AX-□□-□□-PE	AX-PM26-B3A75-□	A1-OP25	A1-H□□-A15-□□□	A1-H17-A□□-□□□	A1-H02-A06-K-D75
PX202T□-C16-□□1□-MX028S1E45FP1	AX-□□-□□-PE	AX-PM26-B3A75-□	A1-OP25	A1-H□□-A15-□□□	A1-H17-A□□-□□□	A1-H02-A06-K-D75
PX202T□-C20-□□1□-MX028S1E45FP1	AX-□□-□□-PE	AX-PM26-B3A75-□	A1-OP25	A1-H□□-A15-□□□	A1-H17-A□□-□□□	A1-H02-A06-K-D75
PX202T□-C25-□□1□-MX028S1E45FP1	AX-□□-□□-PE	AX-PM26-B3A75-□	A1-OP25	A1-H□□-A15-□□□	A1-H17-A□□-□□□	A1-H02-A06-K-D75
PX202T□-C28-□□1□-MX028S1E45FP2	AX-□□-□□-PE	AX-PM26-B3A75-□	A1-OP25	A1-H□□-A15-□□□	A1-H17-A□□-□□□	A1-H02-A06-K-D75
PX202T□-C35-□□1□-MX028S1E45FP2	AX-□□-□□-PE	AX-PM26-B3A75-□	A1-OP25	A1-H□□-A15-□□□	A1-H17-A□□-□□□	A1-H02-A06-K-D75
PX202T□-C40-□□1□-MX028S1E45FP3	AX-□□-□□-PE	AX-PM26-B3A75-□	A1-OP25	A1-H□□-A15-□□□	A1-H17-A□□-□□□	A1-H02-A06-K-D75
PX202T□-C50-□□1□-MX028S1E45FP3	AX-□□-□□-PE	AX-PM26-B3A75-□	A1-OP25	A1-H□□-A15-□□□	A1-H17-A□□-□□□	A1-H02-A06-K-D75
PX203T□-C28-□□1□-MX028S1E45LP1	AX-□□-□□-PE	AX-PM26-B3A75-□	A1-OP25	A1-H□□-A15-□□□	A1-H17-A□□-□□□	A1-H02-A06-K-D75
PX203T□-C35-□□1□-MX028S1E45LP1	AX-□□-□□-PE	AX-PM26-B3A75-□	A1-OP25	A1-H□□-A15-□□□	A1-H17-A□□-□□□	A1-H02-A06-K-D75
PX203T□-C40-□□1□-MX028S1E45LP2	AX-□□-□□-PE	AX-PM26-B3A75-□	A1-OP25	A1-H□□-A15-□□□	A1-H17-A□□-□□□	A1-H02-A06-K-D75
PX203T□-C50-□□1□-MX028S1E45LP2	AX-□□-□□-PE	AX-PM26-B3A75-□	A1-OP25	A1-H□□-A15-□□□	A1-H17-A□□-□□□	A1-H02-A06-K-D75
PX203T□-C70-□□1□-MX028S1E45LP2	AX-□□-□□-PE	AX-PM26-B3A75-□	A1-OP25	A1-H□□-A15-□□□	A1-H17-A□□-□□□	A1-H02-A06-K-D75
PX203T□-D10-□□1□-MX028S1E45LP2	AX-□□-□□-PE	AX-PM26-B3A75-□	A1-OP25	A1-H□□-A15-□□□	A1-H17-A□□-□□□	A1-H02-A06-K-D75

Note: CM51 only supports PROFINET communication	CM55	EA EtherCAT	Without built-in filter	N	Without brake	18	(Length 3m)B30	Without battery box	10	B30(Length 3m)
		PA PROFINET	With built-in filter	F	With brake	16	(Length 5m)B50	With battery box	11	B50(Length 5m)
		CM51	PN PROFINET	filter			(Length 7m)B70	Without battery box	12	B70(Length 7m)
							(Length 10m)C10			C10(Length 10m)
							(Length 15m)C15			C15(Length 15m)
							(Length 20m)C20			C20(Length 20m)
							(Length 30m)C30	Without battery box	13	C30(Length 30m)
							(Length 40m)C40	With battery box	13	C40(Length 40m)
							(Length 50m)C50			C50(Length 50m)

Note: PM26 Power Module with built-in filter, long lead times for this configuration.

Note:
 ≤20m Signal cable A10/A11;
 >20m Signal cable A12/A13.

Outline dimension diagram of the equipped servo driver



Control module: AX-CM55-PA-PE(ProfiNet)
 or AX-CM55-EA-PE(EtherCAT)
 Power module: AX-PM26-B3A75-N(Without built-in filter)
 or AX-PM26-B3A75-F(With built-in filter)
 Operator module: A1-OP25

伺服马达:0.54KW 1.1Nm
1.8A 4500r/min

Servo motor: 0.54KW 1.1Nm
1.8A 4500r/min

齿轮箱 输出转速	齿轮箱 输出扭矩	齿轮箱 速比代号	齿轮箱 公称速比	齿轮箱 精确速比	齿轮箱 额定扭矩	齿轮箱最大 加速扭矩	齿轮箱 最大扭矩	齿轮箱 急停扭矩	齿轮箱 转动惯量	齿轮箱最大 回程间隙	齿轮箱 扭转刚度	齿轮箱 服务系数
Gearbox output speed	Gearbox output torque	Gearbox speed ratio code	Gearbox nominal speed ratio	Gearbox accurate speed ratio	Gearbox rated torque	Gearbox maximum acceleration torque	Gearbox maximum torque	Gearbox emergency stop torque	Gearbox rotational inertia	Gearbox maximum return clearance	Gearbox torsional stiffness	Gearbox service factor
n_{2N} r/min	T_2 N.m	Code	i	i_{ex}	T_{2N} N.m	T_{2B} N.m	T_{2a} N.m	T_{2NOT} N.m	J_1 kgcm ²	J_t arcmin	C_2 Nm/arcmin	f
643	7.8	B70	7	7/1	28	66	85	110	0.29	4		3.60
450	11.1	C10	10	10/1	28	42	58	105	0.27	4		2.52
281	17.3	C16	16	16/1	42	66	66	110	0.27	4		2.43
225	21.6	C20	20	20/1	42	66	66	110	0.26	4		1.95
180	27.0	C25	25	25/1	42	66	75	110	0.26	4		1.56
161	30.2	C28	28	28/1	105	160	160	260	0.29	4		3.48
129	37.7	C35	35	35/1	120	160	160	260	0.28	4		3.18
113	43.1	C40	40	40/1	110	160	160	260	0.27	4		2.55
90	53.9	C50	50	50/1	120	160	160	260	0.27	4		2.23
64	75.5	C70	70	70/1	120	160	160	260	0.27	4		1.59

此类产品暂不接受订货

This kind of product is not currently accepting orders.

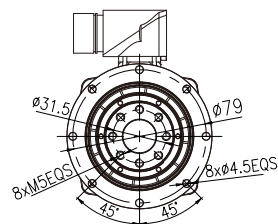
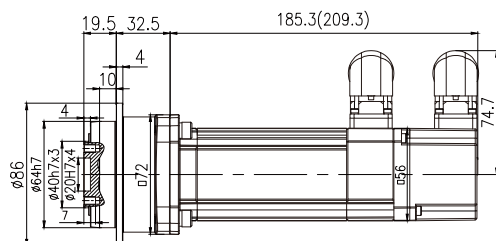
此类产品交货周期长

This kind of product has a long delivery time.

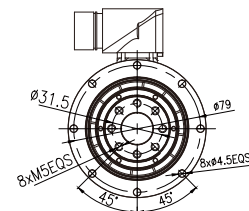
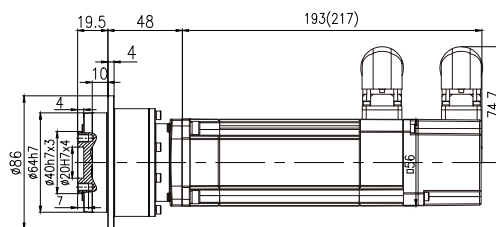
行星精密齿轮伺服马达订货号	伺服驱动器订货号			伺服马达线缆配置订货号		伺服驱动器 制动电阻订货号
	控制模块	功率模块	操作面板	伺服马达动力线	伺服马达信号线	
Planetary precision servo gearmotor oder number	Servo drive order number			Servo motor cable configuration order number		Servo drive braking resistor order number
	Control module	Power module	Operator panel	Servo motor power line	Servo motor signal line	
PX102T□-B70-□□□-MX028M1E45LP1	AX-□□-□□-PE	AX-PM26-B3B15-□	A1-OP25	A1-H□□-A15-□□□	A1-H17-A□□-□□□	A1-H02-A08-K-D39
PX102T□-C10-□□□-MX028M1E45LP2	AX-□□-□□-PE	AX-PM26-B3B15-□	A1-OP25	A1-H□□-A15-□□□	A1-H17-A□□-□□□	A1-H02-A08-K-D39
PX202T□-C16-□□□-MX028M1E45FP1	AX-□□-□□-PE	AX-PM26-B3B15-□	A1-OP25	A1-H□□-A15-□□□	A1-H17-A□□-□□□	A1-H02-A08-K-D39
PX202T□-C20-□□□-MX028M1E45FP1	AX-□□-□□-PE	AX-PM26-B3B15-□	A1-OP25	A1-H□□-A15-□□□	A1-H17-A□□-□□□	A1-H02-A08-K-D39
PX202T□-C25-□□□-MX028M1E45FP1	AX-□□-□□-PE	AX-PM26-B3B15-□	A1-OP25	A1-H□□-A15-□□□	A1-H17-A□□-□□□	A1-H02-A08-K-D39
PX203T□-C28-□□□-MX028M1E45LP1	AX-□□-□□-PE	AX-PM26-B3B15-□	A1-OP25	A1-H□□-A15-□□□	A1-H17-A□□-□□□	A1-H02-A08-K-D39
PX203T□-C35-□□□-MX028M1E45LP1	AX-□□-□□-PE	AX-PM26-B3B15-□	A1-OP25	A1-H□□-A15-□□□	A1-H17-A□□-□□□	A1-H02-A08-K-D39
PX203T□-C40-□□□-MX028M1E45LP2	AX-□□-□□-PE	AX-PM26-B3B15-□	A1-OP25	A1-H□□-A15-□□□	A1-H17-A□□-□□□	A1-H02-A08-K-D39
PX203T□-C50-□□□-MX028M1E45LP2	AX-□□-□□-PE	AX-PM26-B3B15-□	A1-OP25	A1-H□□-A15-□□□	A1-H17-A□□-□□□	A1-H02-A08-K-D39
PX203T□-C70-□□□-MX028M1E45LP2	AX-□□-□□-PE	AX-PM26-B3B15-□	A1-OP25	A1-H□□-A15-□□□	A1-H17-A□□-□□□	A1-H02-A08-K-D39

Note: CM51 only supports PROFINET communication	CM55	EA EtherCAT	Without built-in N filter	Without brake 18	(Length 3m)B30	Without 10 battery box	B30(Length 3m)
		PA PROFINET	With built-in F filter	With brake 16	(Length 5m)B50	With 11 battery box	B50(Length 5m)
		CM51 PN PROFINET			(Length 7m)B70		B70(Length 7m)
					(Length 10m)C10		C10(Length 10m)
					(Length 15m)C15		C15(Length 15m)
					(Length 20m)C20		C20(Length 20m)
					(Length 30m)C30	Without 12 battery box	C30(Length 30m)
					(Length 40m)C40	With 13 battery box	C40(Length 40m)
					(Length 50m)C50		C50(Length 50m)
						Note: ≤20m Signal cable A10/A11; >20m Signal cable A12/A13.	

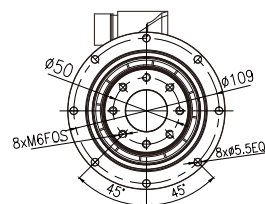
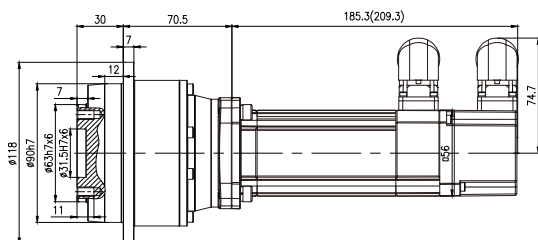
MX028M Outline dimension diagram (mm)



PX102TF-□-□□1□-MX028M1E45□□



PX202TF-□-□□1□-MX028M1E45□□



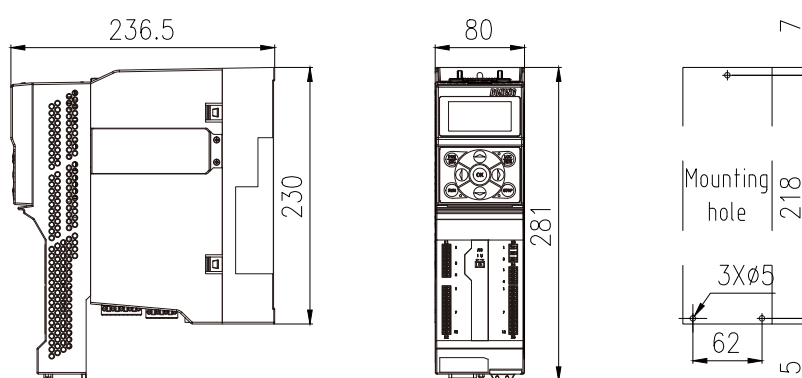
PX203TF-□-□□1□-MX028M1E45□□

S

注： () 为带制动器尺寸

Note: () is the size with brake.

Outline dimension diagram of the equipped servo driver



Control module: AX-CM55-PA-PE(ProfiNet)
 or AX-CM55-EA-PE(EtherCAT)
 Power module: AX-PM26-B3B15-N(Without built-in filter)
 or AX-PM26-B3B15-F(With built-in filter)
 Operator module: A1-OP25

伺服马达:0.66KW 1.4Nm
1.9A 4500r/min

Servo motor:0.66KW 1.4Nm
1.9A 4500r/min

齿轮箱 输出转速	齿轮箱 输出扭矩	齿轮箱 速比代号	齿轮箱 公称速比	齿轮箱 精确速比	齿轮箱 额定扭矩	齿轮箱最大 加速扭矩	齿轮箱 最大扭矩	齿轮箱 急停扭矩	齿轮箱 转动惯量	齿轮箱最大 回程间隙	齿轮箱 扭转刚度	齿轮箱 服务系数
Gearbox output speed	Gearbox output torque	Gearbox speed ratio code	Gearbox nominal speed ratio	Gearbox accurate speed ratio	Gearbox rated torque	Gearbox maximum acceleration torque	Gearbox maximum torque	Gearbox emergency stop torque	Gearbox rotational inertia	Gearbox maximum return clearance	Gearbox torsional stiffness	Gearbox service factor
n_{2N} r/min	T_2 N.m	Code	i	i_{ex}	T_{2N} N.m	T_{2B} N.m	T_{2a} N.m	T_{2NOT} N.m	J_1 kgcm ²	J_t arcmin	C_2 Nm/arcmin	f
1125	5.4	B40	4	4/1	28	66	85	110	0.85	4		5.15
900	6.8	B50	5	5/1	28	66	85	110	0.81	4		4.12
643	9.5	B70	7	7/1	28	66	85	110	0.78	4		2.94
450	13.6	C10	10	10/1	28	42	58	105	0.76	4		2.06
281	21.1	C16	16	16/1	42	66	66	110	0.76	4		1.99
225	26.4	C20	20	20/1	42	66	66	110	0.75	4		1.59
180	32.9	C25	25	25/1	42	66	75	110	0.75	4		1.27
281	21.1	C16	16	16/1	105	160	160	260	0.86	4		4.98
225	26.4	C20	20	20/1	105	160	160	260	0.82	4		3.98
180	32.9	C25	25	25/1	120	160	160	260	0.81	4		3.64
161	36.9	C28	28	28/1	105	160	160	260	0.78	4		2.85
129	46.1	C35	35	35/1	120	160	160	260	0.77	4		2.60
113	52.7	C40	40	40/1	110	160	160	260	0.76	4		2.09
90	65.9	C50	50	50/1	120	160	160	260	0.76	4		1.82
64	92.3	C70	70	70/1	120	160	160	260	0.76	4		1.30
113	52.7	C40	40	40/1	290	360	360	625	0.82	3		5.50
90	65.9	C50	50	50/1	290	360	360	625	0.81	3		4.40
64	92.3	C70	70	70/1	290	360	360	625	0.81	3		3.14
45	131.8	D10	100	100/1	240	270	270	625	0.81	3		1.82

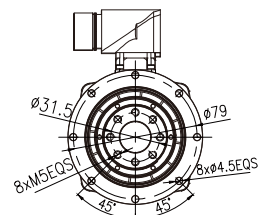
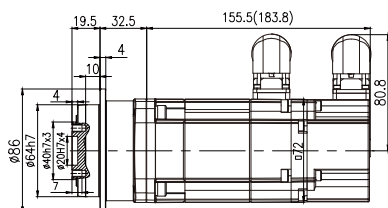
此类产品暂不接受订货

This kind of product is
not currently accepting orders.

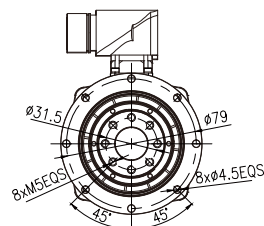
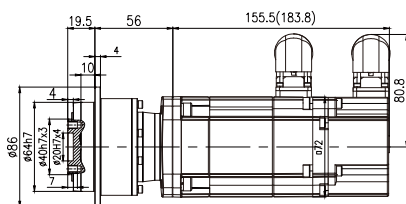
行星精密齿轮伺服马达订货号	伺服驱动器订货号			伺服马达线缆配置订货号		伺服驱动器 制动电阻订货号
	控制模块	功率模块	操作面板	伺服马达动力线	伺服马达信号线	
Planetary precision servo gearmotor oder number	Servo drive order number			Servo motor cable configuration order number		Servo drive braking resistor order number
	Control module	Power module	Operator panel	Servo motor power line	Servo motor signal line	
PX102T□-B40-□□1□-MX036S1E45FP2	AX-□□-□□-PE	AX-PM26-B3B15-□	A1-OP25	A1-H□□-A15-□□□	A1-H17-A□□-□□□	A1-H02-A08-K-D39
PX102T□-B50-□□1□-MX036S1E45FP2	AX-□□-□□-PE	AX-PM26-B3B15-□	A1-OP25	A1-H□□-A15-□□□	A1-H17-A□□-□□□	A1-H02-A08-K-D39
PX102T□-B70-□□1□-MX036S1E45FP3	AX-□□-□□-PE	AX-PM26-B3B15-□	A1-OP25	A1-H□□-A15-□□□	A1-H17-A□□-□□□	A1-H02-A08-K-D39
PX102T□-C10-□□1□-MX036S1E45FP4	AX-□□-□□-PE	AX-PM26-B3B15-□	A1-OP25	A1-H□□-A15-□□□	A1-H17-A□□-□□□	A1-H02-A08-K-D39
PX202T□-C16-□□1□-MX036S1E45FP1	AX-□□-□□-PE	AX-PM26-B3B15-□	A1-OP25	A1-H□□-A15-□□□	A1-H17-A□□-□□□	A1-H02-A08-K-D39
PX202T□-C20-□□1□-MX036S1E45FP1	AX-□□-□□-PE	AX-PM26-B3B15-□	A1-OP25	A1-H□□-A15-□□□	A1-H17-A□□-□□□	A1-H02-A08-K-D39
PX202T□-C25-□□1□-MX036S1E45FP1	AX-□□-□□-PE	AX-PM26-B3B15-□	A1-OP25	A1-H□□-A15-□□□	A1-H17-A□□-□□□	A1-H02-A08-K-D39
PX203T□-C16-□□1□-MX036S1E45FP2	AX-□□-□□-PE	AX-PM26-B3B15-□	A1-OP25	A1-H□□-A15-□□□	A1-H17-A□□-□□□	A1-H02-A08-K-D39
PX203T□-C20-□□1□-MX036S1E45FP2	AX-□□-□□-PE	AX-PM26-B3B15-□	A1-OP25	A1-H□□-A15-□□□	A1-H17-A□□-□□□	A1-H02-A08-K-D39
PX203T□-C25-□□1□-MX036S1E45FP2	AX-□□-□□-PE	AX-PM26-B3B15-□	A1-OP25	A1-H□□-A15-□□□	A1-H17-A□□-□□□	A1-H02-A08-K-D39
PX203T□-C28-□□1□-MX036S1E45FP3	AX-□□-□□-PE	AX-PM26-B3B15-□	A1-OP25	A1-H□□-A15-□□□	A1-H17-A□□-□□□	A1-H02-A08-K-D39
PX203T□-C35-□□1□-MX036S1E45FP3	AX-□□-□□-PE	AX-PM26-B3B15-□	A1-OP25	A1-H□□-A15-□□□	A1-H17-A□□-□□□	A1-H02-A08-K-D39
PX203T□-C40-□□1□-MX036S1E45FP4	AX-□□-□□-PE	AX-PM26-B3B15-□	A1-OP25	A1-H□□-A15-□□□	A1-H17-A□□-□□□	A1-H02-A08-K-D39
PX203T□-C50-□□1□-MX036S1E45FP4	AX-□□-□□-PE	AX-PM26-B3B15-□	A1-OP25	A1-H□□-A15-□□□	A1-H17-A□□-□□□	A1-H02-A08-K-D39
PX203T□-C70-□□1□-MX036S1E45FP4	AX-□□-□□-PE	AX-PM26-B3B15-□	A1-OP25	A1-H□□-A15-□□□	A1-H17-A□□-□□□	A1-H02-A08-K-D39
PX204T□-C40-□□1□-MX036S1E45LP1	AX-□□-□□-PE	AX-PM26-B3B15-□	A1-OP25	A1-H□□-A15-□□□	A1-H17-A□□-□□□	A1-H02-A08-K-D39
PX204T□-C50-□□1□-MX036S1E45LP1	AX-□□-□□-PE	AX-PM26-B3B15-□	A1-OP25	A1-H□□-A15-□□□	A1-H17-A□□-□□□	A1-H02-A08-K-D39
PX204T□-C70-□□1□-MX036S1E45LP1	AX-□□-□□-PE	AX-PM26-B3B15-□	A1-OP25	A1-H□□-A15-□□□	A1-H17-A□□-□□□	A1-H02-A08-K-D39
PX204T□-D10-□□1□-MX036S1E45LP1	AX-□□-□□-PE	AX-PM26-B3B15-□	A1-OP25	A1-H□□-A15-□□□	A1-H17-A□□-□□□	A1-H02-A08-K-D39

Note:	CM55 EA EtherCAT	Without built-in N	Without brake 18	(Length 3m)B30	Without 10	B30(Length 3m)
	PA PROFINET	filter	With brake 16	(Length 5m)B50	battery box	B50(Length 5m)
Note:	CM51 PN PROFINET	With built-in F		(Length 7m)B70	With 11	B70(Length 7m)
	CM51 only supports PROFINET communication	filter		(Length 10m)C10	battery box	C10(Length 10m)
				(Length 15m)C15		C15(Length 15m)
				(Length 20m)C20		C20(Length 20m)
				(Length 30m)C30	Without 12	C30(Length 30m)
				(Length 40m)C40	battery box	C40(Length 40m)
				(Length 50m)C50	With 13	C50(Length 50m)
					battery box	
					Note:	
						≤20m Signal cable A10/A11;
						>20m Signal cable A12/A13.

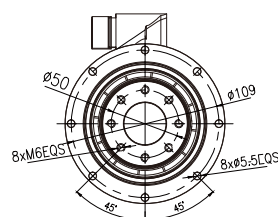
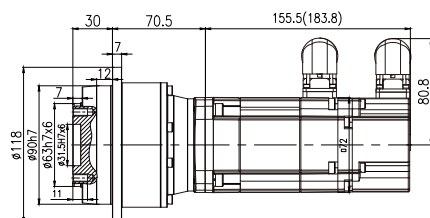
MX036S Outline dimension diagram (mm)



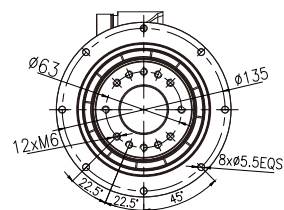
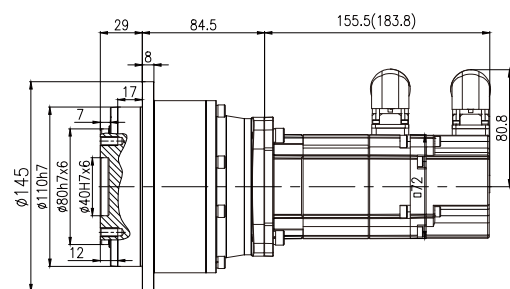
PX102TF-□-□□1□-MX036S1E45□P□



PX202TF-□-□□1□-MX036S1E45□P□



PX203TF-□-□□1□-MX036S1E45□P□

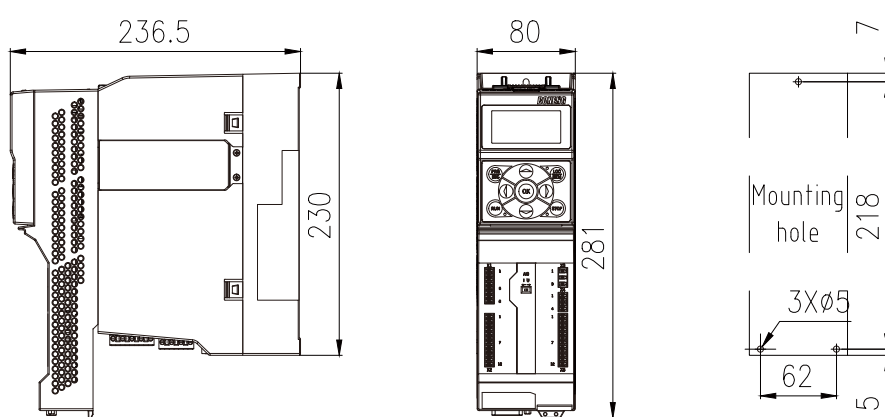


PX204TF-□-□□1□-MX036S1E45□P□

注： () 为带制动器尺寸

Note: () is the size with brake.

Outline dimension diagram of the equipped servo driver



Control module: AX-CM55-PA-PE(ProfiNet)
 or AX-CM55-EA-PE(EtherCAT)
 Power module: AX-PM26-B3B15-N(Without built-in filter)
 or AX-PM26-B3B15-F(With built-in filter)
 Operator module: A1-OP25

伺服马达: 0.8KW 1.7Nm
1.7A 4500r/min

Servo motor: 0.8KW 1.7Nm
1.7A 4500r/min

齿轮箱 输出转速	齿轮箱 输出扭矩	齿轮箱 速比代号	齿轮箱 公称速比	齿轮箱 精确速比	齿轮箱 额定扭矩	齿轮箱最大 加速扭矩	齿轮箱 最大扭矩	齿轮箱 急停扭矩	齿轮箱 转动惯量	齿轮箱最大 回程间隙	齿轮箱 扭转刚度	齿轮箱 服务系数
Gearbox output speed	Gearbox Output torque	Gearbox speed ratio code	Gearbox nominal speed ratio	Gearbox accurate speed ratio	Gearbox ated torque	Gearbox Maximum acceleration torque	Gearbox maximum torque	Gearbox Emergency stop torque	Gearbox rotational inertia	Gearbox Maximum return clearance	Gearbox torsional stiffness	Gearbox Service factor
n_{2N} r/min	T_2 N.m	Code	i	i_{ex}	T_{2N} N.m	T_{2B} N.m	T_{2a} N.m	T_{2NOT} N.m	J_1 kgcm ²	J_t arcmin	C_2 Nm/arcmin	f
1125	6.6	B40	4	4/1	28	66	85	110	1.52	4		4.25
900	8.2	B50	5	5/1	28	66	85	110	1.48	4		3.40
643	11.5	B70	7	7/1	28	66	85	110	1.45	4		2.43
450	16.5	C10	10	10/1	28	42	58	105	1.43	4		1.70
643	11.5	B70	7	7/1	85	175	215	260	1.6	3		7.37
450	16.5	C10	10	10/1	85	135	180	235	1.51	3		5.16
281	25.6	C16	16	16/1	105	160	160	260	1.53	4		4.11
225	31.9	C20	20	20/1	105	160	160	260	1.49	4		3.29
180	39.9	C25	25	25/1	120	160	160	260	1.48	4		3.00
161	44.7	C28	28	28/1	105	160	160	260	1.45	4		2.35
129	55.9	C35	35	35/1	120	160	160	260	1.44	4		2.15
113	63.9	C40	40	40/1	110	160	160	260	1.43	4		1.72
90	79.9	C50	50	50/1	120	160	160	260	1.43	4		1.50
161	44.7	C28	28	28/1	270	360	360	625	1.57	3		6.04
129	55.9	C35	35	35/1	290	360	360	625	1.56	3		5.19
113	63.9	C40	40	40/1	290	360	360	625	1.49	3		4.54
90	79.9	C50	50	50/1	290	360	360	625	1.48	3		3.63
64	111.8	C70	70	70/1	290	360	360	625	1.48	3		2.59
45	159.7	D10	100	100/1	240	270	270	625	1.48	3		1.50

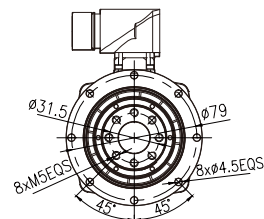
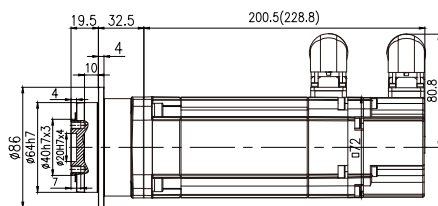
此类产品交货周期长

This kind of product has a long delivery time.

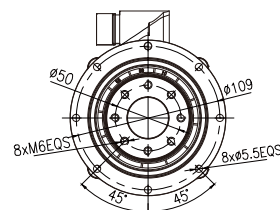
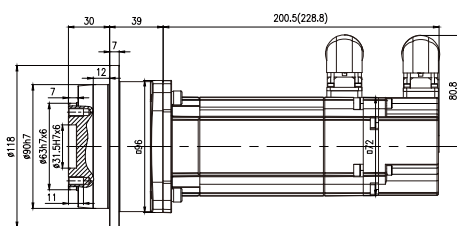
行星精密齿轮伺服马达订货号	伺服驱动器订货号			伺服马达线缆配置订货号		伺服驱动器 制动电阻订货号
	控制模块	功率模块	操作面板	伺服马达 动力线	伺服马达 信号线	
Planetary precision servo gearmotor Order number	Servo Drive Order Number			Servo Motor Cable Configuration Order Number		Servo Drive Braking Resistor Order Number
	Control module	Power module	Operator panel	Servo motor power line	Servo motor Signal line	
PX102T□-B40-□□1□-MX036M1E45FP1	AX-□□-□□-PE	AX-PM26-B3B15-□	A1-OP25	A1-H□□-A15-□□□	A1-H17-A□□-□□□	A1-H02-A08-K-D39
PX102T□-B50-□□1□-MX036M1E45FP1	AX-□□-□□-PE	AX-PM26-B3B15-□	A1-OP25	A1-H□□-A15-□□□	A1-H17-A□□-□□□	A1-H02-A08-K-D39
PX102T□-B70-□□1□-MX036M1E45FP2	AX-□□-□□-PE	AX-PM26-B3B15-□	A1-OP25	A1-H□□-A15-□□□	A1-H17-A□□-□□□	A1-H02-A08-K-D39
PX102T□-C10-□□1□-MX036M1E45FP3	AX-□□-□□-PE	AX-PM26-B3B15-□	A1-OP25	A1-H□□-A15-□□□	A1-H17-A□□-□□□	A1-H02-A08-K-D39
PX103T□-B70-□□1□-MX036M1E45LP1	AX-□□-□□-PE	AX-PM26-B3B15-□	A1-OP25	A1-H□□-A15-□□□	A1-H17-A□□-□□□	A1-H02-A08-K-D39
PX103T□-C10-□□1□-MX036M1E45LP2	AX-□□-□□-PE	AX-PM26-B3B15-□	A1-OP25	A1-H□□-A15-□□□	A1-H17-A□□-□□□	A1-H02-A08-K-D39
PX203T□-C16-□□1□-MX036M1E45FP1	AX-□□-□□-PE	AX-PM26-B3B15-□	A1-OP25	A1-H□□-A15-□□□	A1-H17-A□□-□□□	A1-H02-A08-K-D39
PX203T□-C20-□□1□-MX036M1E45FP1	AX-□□-□□-PE	AX-PM26-B3B15-□	A1-OP25	A1-H□□-A15-□□□	A1-H17-A□□-□□□	A1-H02-A08-K-D39
PX203T□-C25-□□1□-MX036M1E45FP1	AX-□□-□□-PE	AX-PM26-B3B15-□	A1-OP25	A1-H□□-A15-□□□	A1-H17-A□□-□□□	A1-H02-A08-K-D39
PX203T□-C28-□□1□-MX036M1E45FP2	AX-□□-□□-PE	AX-PM26-B3B15-□	A1-OP25	A1-H□□-A15-□□□	A1-H17-A□□-□□□	A1-H02-A08-K-D39
PX203T□-C35-□□1□-MX036M1E45FP2	AX-□□-□□-PE	AX-PM26-B3B15-□	A1-OP25	A1-H□□-A15-□□□	A1-H17-A□□-□□□	A1-H02-A08-K-D39
PX203T□-C40-□□1□-MX036M1E45FP3	AX-□□-□□-PE	AX-PM26-B3B15-□	A1-OP25	A1-H□□-A15-□□□	A1-H17-A□□-□□□	A1-H02-A08-K-D39
PX203T□-C50-□□1□-MX036M1E45FP3	AX-□□-□□-PE	AX-PM26-B3B15-□	A1-OP25	A1-H□□-A15-□□□	A1-H17-A□□-□□□	A1-H02-A08-K-D39
PX204T□-C28-□□1□-MX036M1E45LP1	AX-□□-□□-PE	AX-PM26-B3B15-□	A1-OP25	A1-H□□-A15-□□□	A1-H17-A□□-□□□	A1-H02-A08-K-D39
PX204T□-C35-□□1□-MX036M1E45LP1	AX-□□-□□-PE	AX-PM26-B3B15-□	A1-OP25	A1-H□□-A15-□□□	A1-H17-A□□-□□□	A1-H02-A08-K-D39
PX204T□-C40-□□1□-MX036M1E45LP2	AX-□□-□□-PE	AX-PM26-B3B15-□	A1-OP25	A1-H□□-A15-□□□	A1-H17-A□□-□□□	A1-H02-A08-K-D39
PX204T□-C50-□□1□-MX036M1E45LP2	AX-□□-□□-PE	AX-PM26-B3B15-□	A1-OP25	A1-H□□-A15-□□□	A1-H17-A□□-□□□	A1-H02-A08-K-D39
PX204T□-C70-□□1□-MX036M1E45LP2	AX-□□-□□-PE	AX-PM26-B3B15-□	A1-OP25	A1-H□□-A15-□□□	A1-H17-A□□-□□□	A1-H02-A08-K-D39
PX204T□-D10-□□1□-MX036M1E45LP2	AX-□□-□□-PE	AX-PM26-B3B15-□	A1-OP25	A1-H□□-A15-□□□	A1-H17-A□□-□□□	A1-H02-A08-K-D39

Note: CM51 only supports PROFINET communication	CM55 EA EtherCAT	Without built-in N filter	Without brake 18	(Length 3m)B30	Without 10 battery box	B30(Length 3m)
	PA PROFINET	With built-in F filter	With brake 16	(Length 5m)B50	With 11 battery box	B50(Length 5m)
	CM51 PN PROFINET	filter		(Length 7m)B70		B70(Length 7m)
				(Length 10m)C10		C10(Length 10m)
				(Length 15m)C15		C15(Length 15m)
				(Length 20m)C20		C20(Length 20m)
				(Length 30m)C30	Without 12 battery box	C30(Length 30m)
				(Length 40m)C40	With 13 battery box	C40(Length 40m)
				(Length 50m)C50		C50(Length 50m)
					Note:	
					≤20m Signal cable A10/A11;	
					>20m Signal cable A12/A13.	

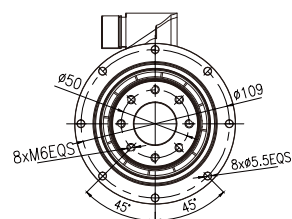
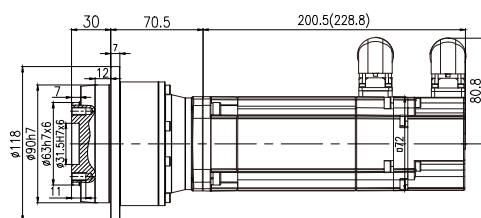
MX036M Outline dimension diagram(mm)



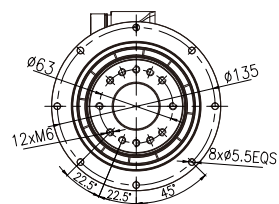
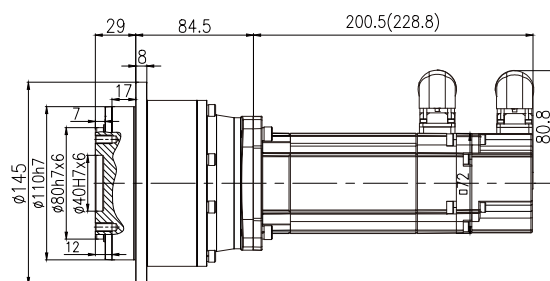
PX102TF-□-□□1□-MX036M1E45□P□



PX103TF-□-□□1□-MX036M1E45□P□



PX203TF-□-□□1□-MX036M1E45□P□

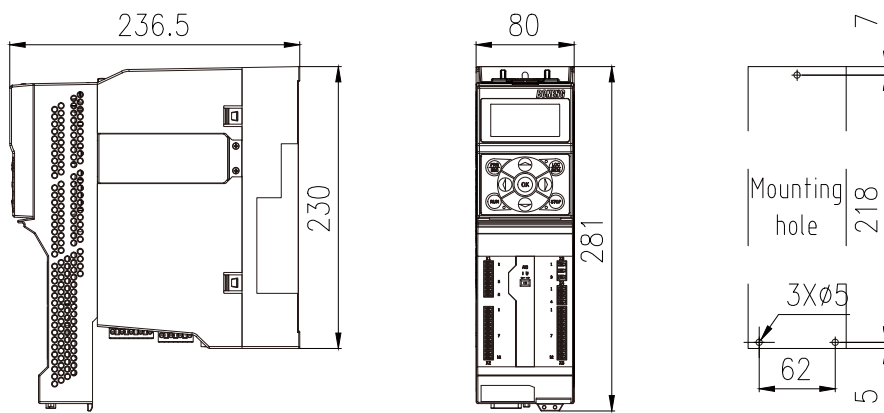


PX204TF-□-□□1□-MX036M1E45□P□

注：() 为带制动器尺寸

Note: () is the size with brake.

Outline dimension diagram of the equipped servo driver



Control module: AX-CM55-PA-PE(ProfiNet)
 or AX-CM55-EA-PE(EtherCAT)
 Power module: AX-PM26-B3A75-N(Without built-in filter)
 or AX-PM26-B3A75-F(With built-in filter)
 Operator module: A1-OP25

伺服马达: 1.32KW 2.8Nm
2.8A 4500r/min

Servo motor: 1.32KW 2.8Nm
2.8A 4500r/min

齿轮箱 输出转速	齿轮箱 输出扭矩	齿轮箱 速比代号	齿轮箱 公称速比	齿轮箱 精确速比	齿轮箱 额定扭矩	齿轮箱最大 加速扭矩	齿轮箱 最大扭矩	齿轮箱 急停扭矩	齿轮箱 转动惯量	齿轮箱最大 回程间隙	齿轮箱 扭转刚度	齿轮箱 服务系数
Gearbox output speed	Gearbox Output torque	Gearbox speed ratio code	Gearbox nominal speed ratio	Gearbox accurate speed ratio	Gearbox ated torque	Gearbox Maximum acceleration torque	Gearbox maximum torque	Gearbox Emergency stop torque	Gearbox rotational inertia	Gearbox Maximum return clearance	Gearbox torsional stiffness	Gearbox Service factor
n_{2N} r/min	T_2 N.m	Code	i	i_{ex}	T_{2N} N.m	T_{2B} N.m	T_{2a} N.m	T_{2NOT} N.m	J_1 kgcm ²	J_t arcmin	C_2 Nm/arcmin	f
1125	10.9	B40	4	4/4	28	66	85	110	2.64	4		2.58
900	13.6	B50	5	5/1	28	66	85	110	2.6	4		2.06
1125	10.9	B40	4	4/1	85	175	200	260	3.11	3		7.82
900	13.6	B50	5	5/1	85	175	215	260	2.91	3		6.26
643	19.0	B70	7	7/1	85	175	215	260	2.72	3		4.47
450	27.2	C10	10	10/1	85	135	180	235	2.63	3		3.13
281	42.2	C16	16	16/1	105	160	160	260	2.65	4		2.49
225	52.7	C20	20	20/1	105	160	160	260	2.61	4		1.99
180	65.9	C25	25	25/1	120	160	160	260	2.6	4		1.82
281	42.2	C16	16	16/1	255	360	360	625	3.01	3		6.05
225	52.7	C20	20	20/1	270	360	360	625	2.84	3		5.12
180	65.9	C25	25	25/1	280	360	360	625	2.81	3		4.25
161	73.8	C28	28	28/1	270	360	360	625	2.69	3		3.66
129	92.3	C35	35	35/1	290	360	360	625	2.68	3		3.14
113	105.4	C40	40	40/1	290	360	360	625	2.61	3		2.75
90	131.8	C50	50	50/1	290	360	360	625	2.6	3		2.20
64	184.5	C70	70	70/1	290	360	360	625	2.6	3		1.57
161	73.8	C28	28	28/1	550	825	825	1300	3.1	2		7.45
129	92.3	C35	35	35/1	545	825	825	1300	3.06	2		5.91
113	105.4	C40	40	40/1	600	825	825	1300	2.82	2		5.69
90	131.8	C50	50	50/1	585	825	825	1300	2.79	2		4.44
64	184.5	C70	70	70/1	585	800	800	1300	2.77	2		3.17
45	263.6	D10	100	100/1	480	590	590	1250	2.76	2		1.82

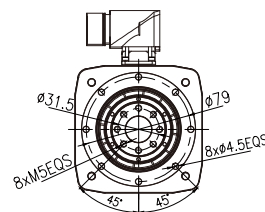
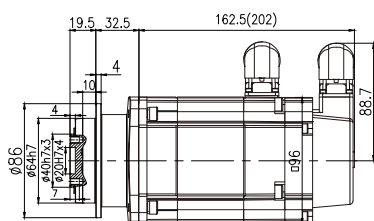
行星精密齿轮伺服马达订货号	伺服驱动器订货号			伺服马达线缆配置订货号		伺服驱动器 制动电阻订货号
	控制模块	功率模块	操作面板	伺服马达 动力线	伺服马达 信号线	
Planetary precision servo gearmotor Order number	Servo Drive Order Number			Servo Motor Cable Configuration Order Number		Servo Drive Braking Resistor Order Number
	Control module	Power module	Operator panel	Servo motor power line	Servo motor Signal line	
PX102T□-B40-□□1□-MX048S1E45FP1	AX-□□-□□-PE	AX-PM26-B3B22-□	A1-OP25	A1-H□□-A15-□□□	A1-H17-A□□-□□□	A1-H02-A15-K-D18
PX102T□-B50-□□1□-MX048S1E45FP1	AX-□□-□□-PE	AX-PM26-B3B22-□	A1-OP25	A1-H□□-A15-□□□	A1-H17-A□□-□□□	A1-H02-A15-K-D18
PX103T□-B40-□□1□-MX048S1E45FP2	AX-□□-□□-PE	AX-PM26-B3B22-□	A1-OP25	A1-H□□-A15-□□□	A1-H17-A□□-□□□	A1-H02-A15-K-D18
PX103T□-B50-□□1□-MX048S1E45FP2	AX-□□-□□-PE	AX-PM26-B3B22-□	A1-OP25	A1-H□□-A15-□□□	A1-H17-A□□-□□□	A1-H02-A15-K-D18
PX103T□-B70-□□1□-MX048S1E45FP3	AX-□□-□□-PE	AX-PM26-B3B22-□	A1-OP25	A1-H□□-A15-□□□	A1-H17-A□□-□□□	A1-H02-A15-K-D18
PX103T□-C10-□□1□-MX048S1E45FP4	AX-□□-□□-PE	AX-PM26-B3B22-□	A1-OP25	A1-H□□-A15-□□□	A1-H17-A□□-□□□	A1-H02-A15-K-D18
PX203T□-C16-□□1□-MX048S1E45FP1	AX-□□-□□-PE	AX-PM26-B3B22-□	A1-OP25	A1-H□□-A15-□□□	A1-H17-A□□-□□□	A1-H02-A15-K-D18
PX203T□-C20-□□1□-MX048S1E45FP1	AX-□□-□□-PE	AX-PM26-B3B22-□	A1-OP25	A1-H□□-A15-□□□	A1-H17-A□□-□□□	A1-H02-A15-K-D18
PX203T□-C25-□□1□-MX048S1E45FP1	AX-□□-□□-PE	AX-PM26-B3B22-□	A1-OP25	A1-H□□-A15-□□□	A1-H17-A□□-□□□	A1-H02-A15-K-D18
PX204T□-C16-□□1□-MX048S1E45FP2	AX-□□-□□-PE	AX-PM26-B3B22-□	A1-OP25	A1-H□□-A15-□□□	A1-H17-A□□-□□□	A1-H02-A15-K-D18
PX204T□-C20-□□1□-MX048S1E45FP2	AX-□□-□□-PE	AX-PM26-B3B22-□	A1-OP25	A1-H□□-A15-□□□	A1-H17-A□□-□□□	A1-H02-A15-K-D18
PX204T□-C25-□□1□-MX048S1E45FP2	AX-□□-□□-PE	AX-PM26-B3B22-□	A1-OP25	A1-H□□-A15-□□□	A1-H17-A□□-□□□	A1-H02-A15-K-D18
PX204T□-C28-□□1□-MX048S1E45FP3	AX-□□-□□-PE	AX-PM26-B3B22-□	A1-OP25	A1-H□□-A15-□□□	A1-H17-A□□-□□□	A1-H02-A15-K-D18
PX204T□-C35-□□1□-MX048S1E45FP3	AX-□□-□□-PE	AX-PM26-B3B22-□	A1-OP25	A1-H□□-A15-□□□	A1-H17-A□□-□□□	A1-H02-A15-K-D18
PX204T□-C40-□□1□-MX048S1E45FP4	AX-□□-□□-PE	AX-PM26-B3B22-□	A1-OP25	A1-H□□-A15-□□□	A1-H17-A□□-□□□	A1-H02-A15-K-D18
PX204T□-C50-□□1□-MX048S1E45FP4	AX-□□-□□-PE	AX-PM26-B3B22-□	A1-OP25	A1-H□□-A15-□□□	A1-H17-A□□-□□□	A1-H02-A15-K-D18
PX204T□-C70-□□1□-MX048S1E45FP4	AX-□□-□□-PE	AX-PM26-B3B22-□	A1-OP25	A1-H□□-A15-□□□	A1-H17-A□□-□□□	A1-H02-A15-K-D18
PX205T□-C28-□□1□-MX048S1E45LP1	AX-□□-□□-PE	AX-PM26-B3B22-□	A1-OP25	A1-H□□-A15-□□□	A1-H17-A□□-□□□	A1-H02-A15-K-D18
PX205T□-C35-□□1□-MX048S1E45LP1	AX-□□-□□-PE	AX-PM26-B3B22-□	A1-OP25	A1-H□□-A15-□□□	A1-H17-A□□-□□□	A1-H02-A15-K-D18
PX205T□-C40-□□1□-MX048S1E45LP2	AX-□□-□□-PE	AX-PM26-B3B22-□	A1-OP25	A1-H□□-A15-□□□	A1-H17-A□□-□□□	A1-H02-A15-K-D18
PX205T□-C50-□□1□-MX048S1E45LP2	AX-□□-□□-PE	AX-PM26-B3B22-□	A1-OP25	A1-H□□-A15-□□□	A1-H17-A□□-□□□	A1-H02-A15-K-D18
PX205T□-C70-□□1□-MX048S1E45LP2	AX-□□-□□-PE	AX-PM26-B3B22-□	A1-OP25	A1-H□□-A15-□□□	A1-H17-A□□-□□□	A1-H02-A15-K-D18
PX205T□-D10-□□1□-MX048S1E45LP2	AX-□□-□□-PE	AX-PM26-B3B22-□	A1-OP25	A1-H□□-A15-□□□	A1-H17-A□□-□□□	A1-H02-A15-K-D18

Note:	CM55	EA EtherCAT	Without built-in N	Without brake 18	(Length 3m)B30	Without 10	B30(Length 3m)	
		PA PROFINET	filter			battery box	B50(Length 5m)	
			With built-in F	With brake 16	(Length 5m)B50			
		CM51	PN PROFINET	filter		(Length 7m)B70	With 11	B70(Length 7m)
							battery box	
						(Length 10m)C10		C10(Length 10m)
						(Length 15m)C15		C15(Length 15m)
						(Length 20m)C20		C20(Length 20m)
						(Length 30m)C30	Without 12	C30(Length 30m)
						(Length 40m)C40	battery box	C40(Length 40m)
					(Length 50m)C50	With 13	C50(Length 50m)	
						battery box		

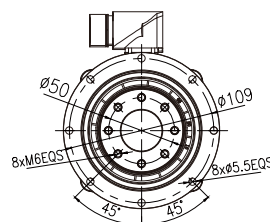
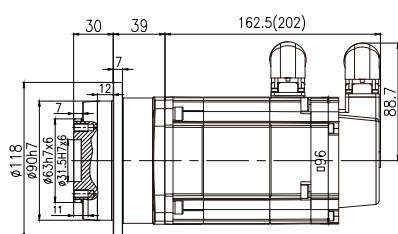
Note:

≤20m Signal cable A10/A11;
>20m Signal cable A12/A13.

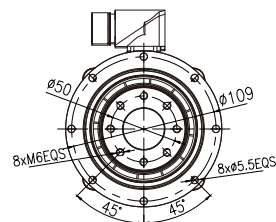
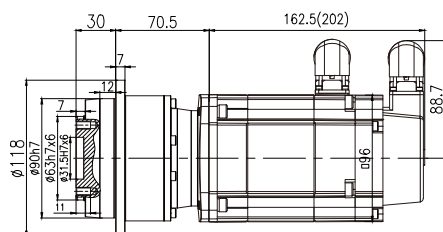
MX048S Outline dimension diagram (mm)



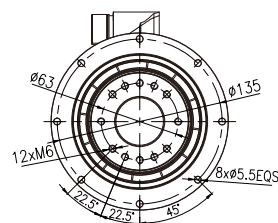
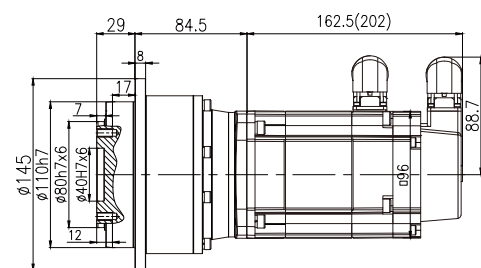
PX102TF-□-□□1□-MX048S1E45□P□



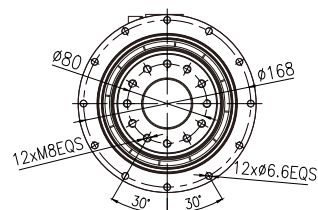
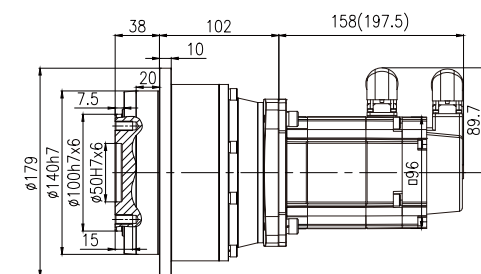
PX103TF-□-□□1□-MX048S1E45□P□



PX203TF-□-□□1□-MX048S1E45□P□



PX204TF-□-□□1□-MX048S1E45□P□

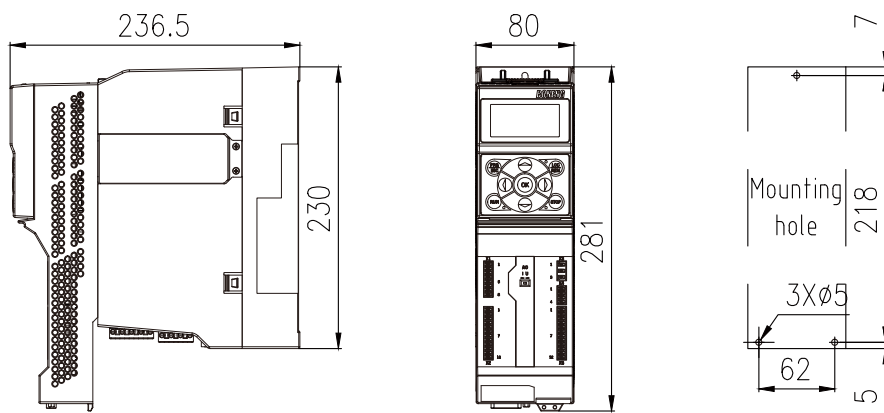


PX205TF-□-□□1□-MX048S1E45□P□

注：() 为带制动器尺寸

Note: () is the size with brake.

Outline dimension diagram of the equipped servo driver



Control module: AX-CM55-PA-PE(ProfiNet)
 or AX-CM55-EA-PE(EtherCAT)
 Power module: AX-PM26-B3B22-N(Without built-in filter)
 or AX-PM26-B3B22-F(With built-in filter)
 Operator module: A1-OP25

伺服马达: 1.55KW 3.3Nm
3.3A 4500r/min

Servo motor: 1.55KW 3.3Nm
3.3A 4500r/min

齿轮箱 输出转速	齿轮箱 输出扭矩	齿轮箱 速比代号	齿轮箱 公称速比	齿轮箱 精确速比	齿轮箱 额定扭矩	齿轮箱最大 加速扭矩	齿轮箱 最大扭矩	齿轮箱 急停扭矩	齿轮箱 转动惯量	齿轮箱最大 回程间隙	齿轮箱 扭转刚度	齿轮箱 服务系数
Gearbox output speed	Gearbox output torque	Gearbox speed ratio code	Gearbox nominal speed ratio	Gearbox accurate speed ratio	Gearbox rated torque	Gearbox maximum acceleration torque	Gearbox maximum torque	Gearbox emergency stop torque	Gearbox rotational inertia	Gearbox maximum return clearance	Gearbox torsional stiffness	Gearbox service factor
n_{2N} r/min	T_2 N.m	Code	i	i_{ex}	T_{2N} N.m	T_{2B} N.m	T_{2a} N.m	T_{2NOT} N.m	J_1 kgcm ²	J_t arcmin	C_2 Nm/arcmin	f
1125	12.8	B40	4	4/1	28	66	85	110	4.96	4		2.19
900	16.0	B50	5	5/1	28	66	85	110	4.95	4		1.76
1125	12.8	B40	4	4/1	85	175	200	260	5.43	3		6.66
900	16.0	B50	5	5/1	85	175	215	260	5.23	3		5.33
643	22.3	B70	7	7/1	85	175	215	260	5.04	3		3.81
450	31.9	C10	10	10/1	85	135	180	235	4.95	3		2.66
281	49.5	C16	16	16/1	105	160	160	260	4.97	4		2.12
225	61.9	C20	20	20/1	105	160	160	260	4.93	4		1.70
180	77.4	C25	25	25/1	120	160	160	260	4.92	4		1.55
281	49.5	C16	16	16/1	255	360	360	625	5.33	3		5.15
225	61.9	C20	20	20/1	270	360	360	625	5.16	3		4.36
180	77.4	C25	25	25/1	280	360	360	625	5.13	3		3.62
161	86.7	C28	28	28/1	270	360	360	625	5.01	3		3.12
129	108.3	C35	35	35/1	290	360	360	625	5	3		2.68
113	123.8	C40	40	40/1	290	360	360	625	4.93	3		2.34
90	154.8	C50	50	50/1	290	360	360	625	4.92	3		1.87
64	216.7	C70	70	70/1	290	360	360	625	4.92	3		1.34
161	86.7	C28	28	28/1	550	825	825	1300	5.42	2		6.35
129	108.3	C35	35	35/1	545	825	825	1300	5.38	2		5.03
113	123.8	C40	40	40/1	600	825	825	1300	5.14	2		4.85
90	154.8	C50	50	50/1	585	825	825	1300	5.11	2		3.78
64	216.7	C70	70	70/1	585	800	800	1300	5.09	2		2.70
45	309.5	D10	100	100/1	480	590	590	1250	5.08	2		1.55

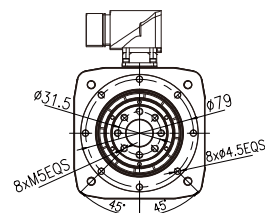
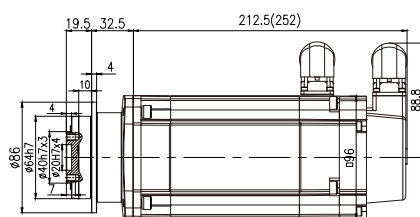
此类产品交货周期长

This kind of product has
a long delivery time.

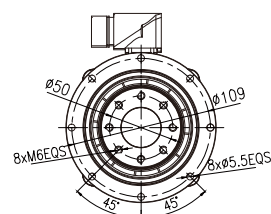
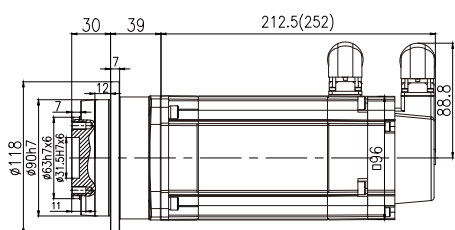
行星精密齿轮伺服马达订货号	伺服驱动器订货号			伺服马达线缆配置订货号		伺服驱动器 制动电阻订货号
	控制模块	功率模块	操作面板	伺服马达动力线	伺服马达信号线	
Planetary precision servo gearmotor oder number	Servo drive order number			Servo motor cable configuration order number		Servo drive braking resistor order number
	Control module	Power module	Operator panel	Servo motor power line	Servo motor signal line	
PX102T□-B40-□□1□-MX048M1E45FP1	AX-□□-□□-PE	AX-PM26-B3B22-□	A1-OP25	A1-H□□-A15-□□□	A1-H17-A□□-□□□	A1-H02-A15-K-D18
PX102T□-B50-□□1□-MX048M1E45FP1	AX-□□-□□-PE	AX-PM26-B3B22-□	A1-OP25	A1-H□□-A15-□□□	A1-H17-A□□-□□□	A1-H02-A15-K-D18
PX103T□-B40-□□1□-MX048M1E45FP2	AX-□□-□□-PE	AX-PM26-B3B22-□	A1-OP25	A1-H□□-A15-□□□	A1-H17-A□□-□□□	A1-H02-A15-K-D18
PX103T□-B50-□□1□-MX048M1E45FP2	AX-□□-□□-PE	AX-PM26-B3B22-□	A1-OP25	A1-H□□-A15-□□□	A1-H17-A□□-□□□	A1-H02-A15-K-D18
PX103T□-B70-□□1□-MX048M1E45FP3	AX-□□-□□-PE	AX-PM26-B3B22-□	A1-OP25	A1-H□□-A15-□□□	A1-H17-A□□-□□□	A1-H02-A15-K-D18
PX103T□-C10-□□1□-MX048M1E45FP4	AX-□□-□□-PE	AX-PM26-B3B22-□	A1-OP25	A1-H□□-A15-□□□	A1-H17-A□□-□□□	A1-H02-A15-K-D18
PX203T□-C16-□□1□-MX048M1E45FP1	AX-□□-□□-PE	AX-PM26-B3B22-□	A1-OP25	A1-H□□-A15-□□□	A1-H17-A□□-□□□	A1-H02-A15-K-D18
PX203T□-C20-□□1□-MX048M1E45FP1	AX-□□-□□-PE	AX-PM26-B3B22-□	A1-OP25	A1-H□□-A15-□□□	A1-H17-A□□-□□□	A1-H02-A15-K-D18
PX203T□-C25-□□1□-MX048M1E45FP1	AX-□□-□□-PE	AX-PM26-B3B22-□	A1-OP25	A1-H□□-A15-□□□	A1-H17-A□□-□□□	A1-H02-A15-K-D18
PX204T□-C16-□□1□-MX048M1E45FP2	AX-□□-□□-PE	AX-PM26-B3B22-□	A1-OP25	A1-H□□-A15-□□□	A1-H17-A□□-□□□	A1-H02-A15-K-D18
PX204T□-C20-□□1□-MX048M1E45FP2	AX-□□-□□-PE	AX-PM26-B3B22-□	A1-OP25	A1-H□□-A15-□□□	A1-H17-A□□-□□□	A1-H02-A15-K-D18
PX204T□-C25-□□1□-MX048M1E45FP2	AX-□□-□□-PE	AX-PM26-B3B22-□	A1-OP25	A1-H□□-A15-□□□	A1-H17-A□□-□□□	A1-H02-A15-K-D18
PX204T□-C28-□□1□-MX048M1E45FP3	AX-□□-□□-PE	AX-PM26-B3B22-□	A1-OP25	A1-H□□-A15-□□□	A1-H17-A□□-□□□	A1-H02-A15-K-D18
PX204T□-C35-□□1□-MX048M1E45FP3	AX-□□-□□-PE	AX-PM26-B3B22-□	A1-OP25	A1-H□□-A15-□□□	A1-H17-A□□-□□□	A1-H02-A15-K-D18
PX204T□-C40-□□1□-MX048M1E45FP4	AX-□□-□□-PE	AX-PM26-B3B22-□	A1-OP25	A1-H□□-A15-□□□	A1-H17-A□□-□□□	A1-H02-A15-K-D18
PX204T□-C50-□□1□-MX048M1E45FP4	AX-□□-□□-PE	AX-PM26-B3B22-□	A1-OP25	A1-H□□-A15-□□□	A1-H17-A□□-□□□	A1-H02-A15-K-D18
PX204T□-C70-□□1□-MX048M1E45FP4	AX-□□-□□-PE	AX-PM26-B3B22-□	A1-OP25	A1-H□□-A15-□□□	A1-H17-A□□-□□□	A1-H02-A15-K-D18
PX205T□-C28-□□1□-MX048M1E45LP2	AX-□□-□□-PE	AX-PM26-B3B22-□	A1-OP25	A1-H□□-A15-□□□	A1-H17-A□□-□□□	A1-H02-A15-K-D18
PX205T□-C35-□□1□-MX048M1E45LP1	AX-□□-□□-PE	AX-PM26-B3B22-□	A1-OP25	A1-H□□-A15-□□□	A1-H17-A□□-□□□	A1-H02-A15-K-D18
PX205T□-C40-□□1□-MX048M1E45LP2	AX-□□-□□-PE	AX-PM26-B3B22-□	A1-OP25	A1-H□□-A15-□□□	A1-H17-A□□-□□□	A1-H02-A15-K-D18
PX205T□-C50-□□1□-MX048M1E45LP2	AX-□□-□□-PE	AX-PM26-B3B22-□	A1-OP25	A1-H□□-A15-□□□	A1-H17-A□□-□□□	A1-H02-A15-K-D18
PX205T□-C70-□□1□-MX048M1E45LP2	AX-□□-□□-PE	AX-PM26-B3B22-□	A1-OP25	A1-H□□-A15-□□□	A1-H17-A□□-□□□	A1-H02-A15-K-D18
PX205T□-D10-□□1□-MX048M1E45LP2	AX-□□-□□-PE	AX-PM26-B3B22-□	A1-OP25	A1-H□□-A15-□□□	A1-H17-A□□-□□□	A1-H02-A15-K-D18

Note: CM51 only supports PROFINET communication	CM55	EA EtherCAT	Without built-in N filter	Without brake 18	(Length 3m)B30	Without 10 battery box	B30(Length 3m)
		PA PROFINET	With built-in F filter	With brake 16	(Length 5m)B50	With 11 battery box	B50(Length 5m)
		CM51 PN PROFINET			(Length 7m)B70		B70(Length 7m)
					(Length 10m)C10		C10(Length 10m)
					(Length 15m)C15		C15(Length 15m)
					(Length 20m)C20		C20(Length 20m)
					(Length 30m)C30	Without 12 battery box	C30(Length 30m)
					(Length 40m)C40	With 13 battery box	C40(Length 40m)
					(Length 50m)C50		C50(Length 50m)
						Note:	
							≤20m Signal cable A10/A11;
							>20m Signal cable A12/A13.

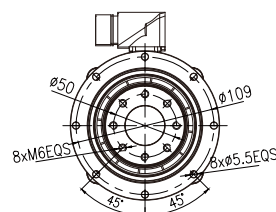
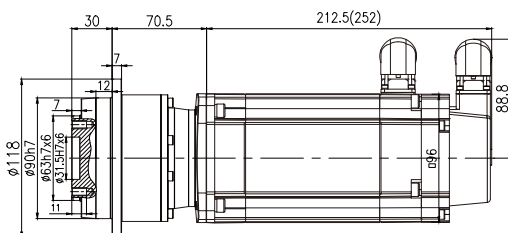
MX048M Outline dimension diagram (mm)



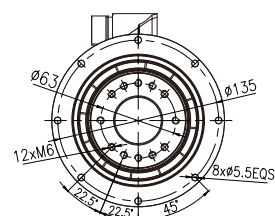
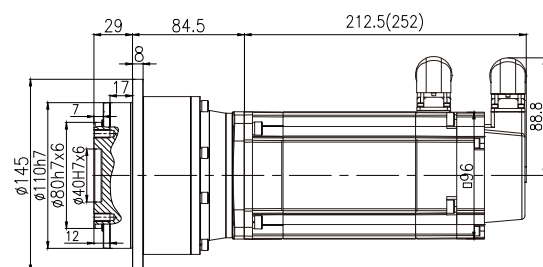
PX102TF-□-□□□1□-MX048M1E45□P□



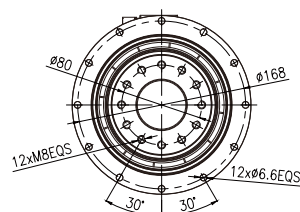
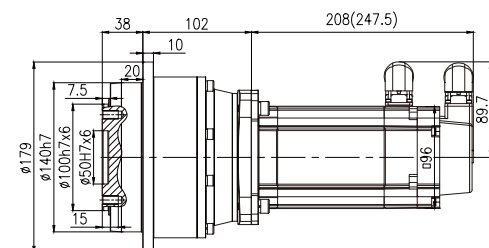
PX103TF-□-□□□1□-MX048M1E45□P□



PX203TF-□-□□□1□-MX048M1E45□P□



PX204TF-□-□□□1□-MX048M1E45□P□

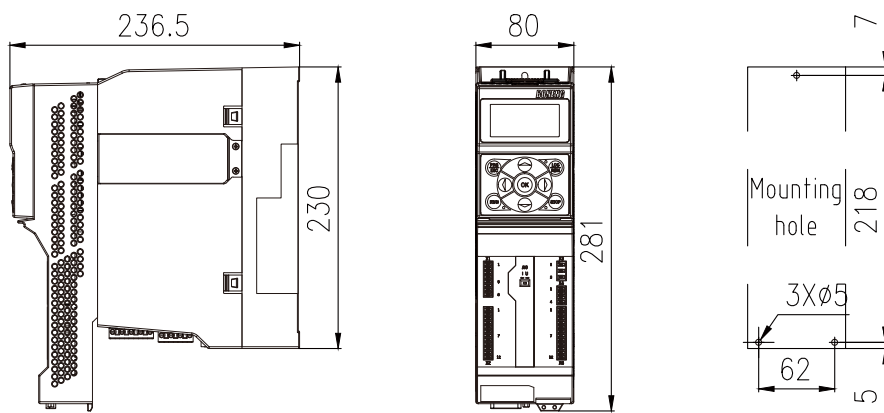


PX205TF-□-□□□1□-MX048M1E45□P□

注：() 为带制动器尺寸

Note: () is the size with brake.

Outline dimension diagram of the equipped servo driver



Control module: AX-CM55-PA-PE(ProfiNet)
 or AX-CM55-EA-PE(EtherCAT)
 Power module: AX-PM26-B3B22-N(Without built-in filter)
 or AX-PM26-B3B22-F(With built-in filter)
 Operator module: A1-OP25

伺服马达: 1.7KW 5.4Nm
3.6A 3000r/min

Servo motor: 1.7KW 5.4Nm
3.6A 3000r/min

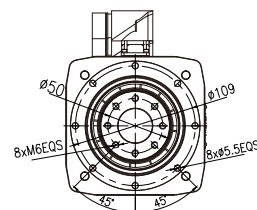
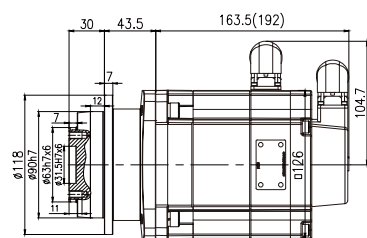
齿轮箱 输出转速	齿轮箱 输出扭矩	齿轮箱 速比代号	齿轮箱 公称速比	齿轮箱 精确速比	齿轮箱 额定扭矩	齿轮箱最大 加速扭矩	齿轮箱 最大扭矩	齿轮箱 急停扭矩	齿轮箱 转动惯量	齿轮箱最大 回程间隙	齿轮箱 扭转刚度	齿轮箱 服务系数
Gearbox output speed	Gearbox Output torque	Gearbox speed ratio code	Gearbox nominal speed ratio	Gearbox accurate speed ratio	Gearbox ated torque	Gearbox Maximum acceleration torque	Gearbox maximum torque	Gearbox Emergency stop torque	Gearbox rotational inertia	Gearbox Maximum return clearance	Gearbox torsional stiffness	Gearbox Service factor
n_{2N} r/min	T_2 N.m	Code	i	i_{ex}	T_{2N} N.m	T_{2B} N.m	T_{2a} N.m	T_{2NOT} N.m	J_1 kgcm ²	J_t arcmin	C_2 Nm/arcmin	f
750	21.0	B40	4	4/1	85	175	200	260	7.94	3		4.05
600	26.2	B50	5	5/1	85	175	215	260	7.74	3		3.24
429	36.7	B70	7	7/1	85	175	215	260	7.55	3		2.31
300	52.5	C10	10	10/1	85	135	180	235	7.46	3		1.62
750	21.0	B40	4	4/1	180	390	485	625	9.25	2		8.57
600	26.2	B50	5	5/1	180	390	485	625	8.59	2		6.86
429	36.7	B70	7	7/1	180	390	485	625	7.99	2		4.90
300	52.5	C10	10	10/1	180	320	485	625	7.68	2		3.43
188	81.5	C16	16	16/1	255	360	360	625	7.84	3		3.13
150	101.8	C20	20	20/1	270	360	360	625	7.67	3		2.65
120	127.3	C25	25	25/1	280	360	360	625	7.64	3		2.20
107	142.6	C28	28	28/1	270	360	360	625	7.52	3		1.89
86	178.2	C35	35	35/1	290	360	360	625	7.51	3		1.63
75	203.7	C40	40	40/1	290	360	360	625	7.44	3		1.42
60	254.6	C50	50	50/1	290	360	360	625	7.43	3		1.14
429	35.6	B70	7	7/1	330	850	950	1300	9.6	2		9.26
300	50.9	C10	10	10/1	330	650	750	1250	8.49	2		6.48
188	81.5	C16	16	16/1	470	825	825	1300	8.88	2		5.77
150	101.8	C20	20	20/1	495	825	825	1300	8.47	2		4.86
120	127.3	C25	25	25/1	495	825	825	1300	8.37	2		3.89
107	142.6	C28	28	28/1	550	825	825	1300	7.93	2		3.86
86	178.2	C35	35	35/1	545	825	825	1300	7.89	2		3.06
75	203.7	C40	40	40/1	600	825	825	1300	7.65	2		2.95
60	254.6	C50	50	50/1	585	825	825	1300	7.62	2		2.30
43	356.4	C70	70	70/1	585	800	800	1300	7.6	2		1.64

行星精密齿轮伺服马达订货号	伺服驱动器订货号			伺服马达线缆配置订货号		伺服驱动器 制动电阻订货号
	控制模块	功率模块	操作面板	伺服马达 动力线	伺服马达 信号线	
Planetary precision servo gearmotor Order number	Servo Drive Order Number			Servo Motor Cable Configuration Order Number		Servo Drive Braking Resistor Order Number
	Control module	Power module	Operator panel	Servo motor power line	Servo motor Signal line	
PX103T□-B40-□□1□-MX063S1E30FP1	AX-□□-□□-PE	AX-PM26-B3B30-□	A1-OP25	A1-H□□-A15-□□□	A1-H17-A□□-□□□	A1-H02-A15-K-D18
PX103T□-B50-□□1□-MX063S1E30FP1	AX-□□-□□-PE	AX-PM26-B3B30-□	A1-OP25	A1-H□□-A15-□□□	A1-H17-A□□-□□□	A1-H02-A15-K-D18
PX103T□-B70-□□1□-MX063S1E30FP2	AX-□□-□□-PE	AX-PM26-B3B30-□	A1-OP25	A1-H□□-A15-□□□	A1-H17-A□□-□□□	A1-H02-A15-K-D18
PX103T□-C10-□□1□-MX063S1E30FP3	AX-□□-□□-PE	AX-PM26-B3B30-□	A1-OP25	A1-H□□-A15-□□□	A1-H17-A□□-□□□	A1-H02-A15-K-D18
PX104T□-B40-□□1□-MX063S1E30FP4	AX-□□-□□-PE	AX-PM26-B3B30-□	A1-OP25	A1-H□□-A15-□□□	A1-H17-A□□-□□□	A1-H02-A15-K-D18
PX104T□-B50-□□1□-MX063S1E30FP4	AX-□□-□□-PE	AX-PM26-B3B30-□	A1-OP25	A1-H□□-A15-□□□	A1-H17-A□□-□□□	A1-H02-A15-K-D18
PX104T□-B70-□□1□-MX063S1E30FP5	AX-□□-□□-PE	AX-PM26-B3B30-□	A1-OP25	A1-H□□-A15-□□□	A1-H17-A□□-□□□	A1-H02-A15-K-D18
PX104T□-C10-□□1□-MX063S1E30FP6	AX-□□-□□-PE	AX-PM26-B3B30-□	A1-OP25	A1-H□□-A15-□□□	A1-H17-A□□-□□□	A1-H02-A15-K-D18
PX204T□-C16-□□1□-MX063S1E30FP1	AX-□□-□□-PE	AX-PM26-B3B30-□	A1-OP25	A1-H□□-A15-□□□	A1-H17-A□□-□□□	A1-H02-A15-K-D18
PX204T□-C20-□□1□-MX063S1E30FP1	AX-□□-□□-PE	AX-PM26-B3B30-□	A1-OP25	A1-H□□-A15-□□□	A1-H17-A□□-□□□	A1-H02-A15-K-D18
PX204T□-C25-□□1□-MX063S1E30FP1	AX-□□-□□-PE	AX-PM26-B3B30-□	A1-OP25	A1-H□□-A15-□□□	A1-H17-A□□-□□□	A1-H02-A15-K-D18
PX204T□-C28-□□1□-MX063S1E30FP2	AX-□□-□□-PE	AX-PM26-B3B30-□	A1-OP25	A1-H□□-A15-□□□	A1-H17-A□□-□□□	A1-H02-A15-K-D18
PX204T□-C35-□□1□-MX063S1E30FP2	AX-□□-□□-PE	AX-PM26-B3B30-□	A1-OP25	A1-H□□-A15-□□□	A1-H17-A□□-□□□	A1-H02-A15-K-D18
PX204T□-C40-□□1□-MX063S1E30FP3	AX-□□-□□-PE	AX-PM26-B3B30-□	A1-OP25	A1-H□□-A15-□□□	A1-H17-A□□-□□□	A1-H02-A15-K-D18
PX204T□-C50-□□1□-MX063S1E30FP3	AX-□□-□□-PE	AX-PM26-B3B30-□	A1-OP25	A1-H□□-A15-□□□	A1-H17-A□□-□□□	A1-H02-A15-K-D18
PX105T□-B70-□□1□-MX063S1E30LP2	AX-□□-□□-PE	AX-PM26-B3B30-□	A1-OP25	A1-H□□-A15-□□□	A1-H17-A□□-□□□	A1-H02-A15-K-D18
PX105T□-C10-□□1□-MX063S1E30LP1	AX-□□-□□-PE	AX-PM26-B3B30-□	A1-OP25	A1-H□□-A15-□□□	A1-H17-A□□-□□□	A1-H02-A15-K-D18
PX205T□-C16-□□1□-MX063S1E30FP4	AX-□□-□□-PE	AX-PM26-B3B30-□	A1-OP25	A1-H□□-A15-□□□	A1-H17-A□□-□□□	A1-H02-A15-K-D18
PX205T□-C20-□□1□-MX063S1E30FP4	AX-□□-□□-PE	AX-PM26-B3B30-□	A1-OP25	A1-H□□-A15-□□□	A1-H17-A□□-□□□	A1-H02-A15-K-D18
PX205T□-C25-□□1□-MX063S1E30FP4	AX-□□-□□-PE	AX-PM26-B3B30-□	A1-OP25	A1-H□□-A15-□□□	A1-H17-A□□-□□□	A1-H02-A15-K-D18
PX205T□-C28-□□1□-MX063S1E30FP5	AX-□□-□□-PE	AX-PM26-B3B30-□	A1-OP25	A1-H□□-A15-□□□	A1-H17-A□□-□□□	A1-H02-A15-K-D18
PX205T□-C35-□□1□-MX063S1E30FP5	AX-□□-□□-PE	AX-PM26-B3B30-□	A1-OP25	A1-H□□-A15-□□□	A1-H17-A□□-□□□	A1-H02-A15-K-D18
PX205T□-C40-□□1□-MX063S1E30FP6	AX-□□-□□-PE	AX-PM26-B3B30-□	A1-OP25	A1-H□□-A15-□□□	A1-H17-A□□-□□□	A1-H02-A15-K-D18
PX205T□-C50-□□1□-MX063S1E30FP6	AX-□□-□□-PE	AX-PM26-B3B30-□	A1-OP25	A1-H□□-A15-□□□	A1-H17-A□□-□□□	A1-H02-A15-K-D18
PX205T□-C70-□□1□-MX063S1E30FP6	AX-□□-□□-PE	AX-PM26-B3B30-□	A1-OP25	A1-H□□-A15-□□□	A1-H17-A□□-□□□	A1-H02-A15-K-D18

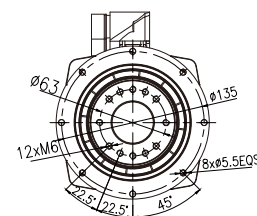
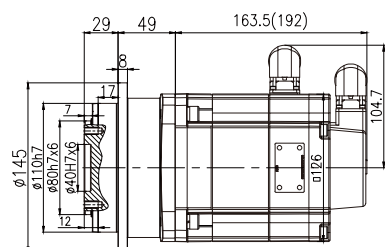
CM55	EA	EtherCAT	Without built-in filter	N	Without brake	18	(Length 3m)B30	Without battery box	10	B30(Length 3m)
	PA	PROFINET	With built-in filter	F	With brake	16	(Length 5m)B50	With battery box	11	B50(Length 5m)
CM51	PN	PROFINET	filter				(Length 7m)B70			B70(Length 7m)
Note: CM51 only supports PROFINET communication							(Length 10m)C10			C10(Length 10m)
							(Length 15m)C15			C15(Length 15m)
							(Length 20m)C20			C20(Length 20m)
							(Length 30m)C30	Without battery box	12	C30(Length 30m)
							(Length 40m)C40	With battery box	13	C40(Length 40m)
							(Length 50m)C50			C50(Length 50m)

Note:
 ≤20m Signal cable A10/A11;
 >20m Signal cable A12/A13.

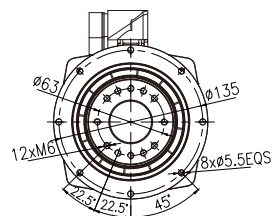
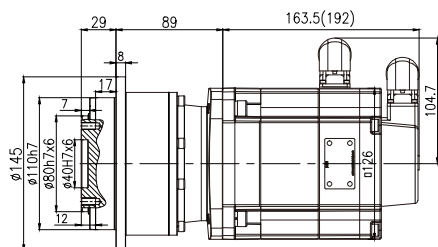
MX063S Outline dimension diagram (mm)



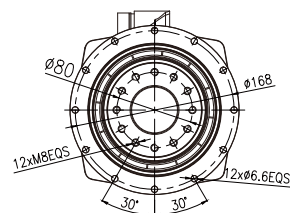
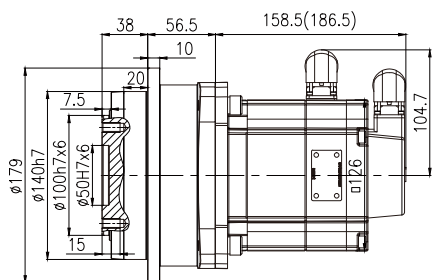
PX103TF-□-□□□-MX063S1E30□P□



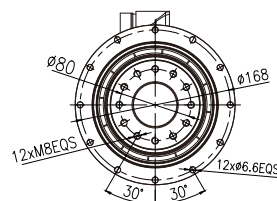
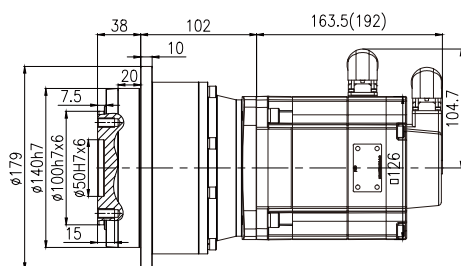
PX104TF-□-□□□-MX063S1E30□P□



PX204TF-C20-□□□□-MX063S1E30FP1



PX105TF-□-□□□□-MX063S1E30□P□

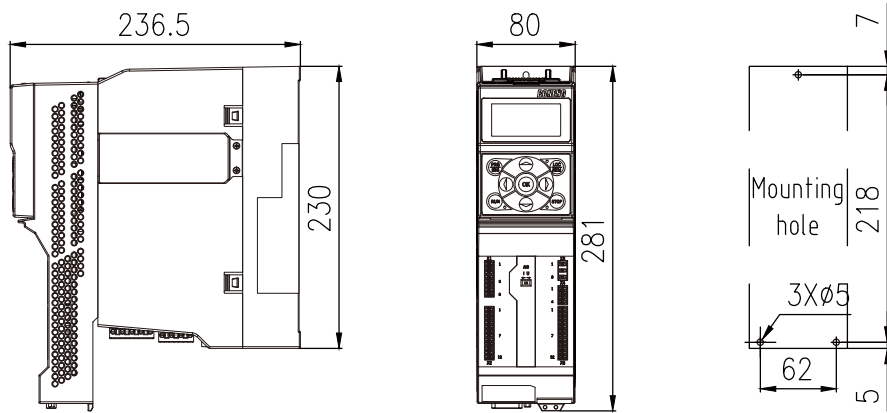


PX205TF-□-□□□□-MX063S1E30□P□

注：() 为带制动器尺寸

Note: () is the size with brake.

Outline dimension diagram of the equipped servo driver



Control module: AX-CM55-PA-PE(ProfiNet)
 or AX-CM55-EA-PE(EtherCAT)
 Power module: AX-PM26-B3B30-N(Without built-in filter)
 or AX-PM26-B3B30-F(With built-in filter)
 Operator module: A1-OP25

伺服马达: 2.76KW 8.8Nm
6A 3000r/min

Servo motor: 2.76KW 8.8Nm
6A 3000r/min

齿轮箱 输出转速	齿轮箱 输出扭矩	齿轮箱 速比代号	齿轮箱 公称速比	齿轮箱 精确速比	齿轮箱 额定扭矩	齿轮箱最大 加速扭矩	齿轮箱 最大扭矩	齿轮箱 急停扭矩	齿轮箱 转动惯量	齿轮箱最大 回程间隙	齿轮箱 扭转刚度	齿轮箱 服务系数
Gearbox output speed	Gearbox Output torque	Gearbox speed ratio code	Gearbox nominal speed ratio	Gearbox accurate speed ratio	Gearbox ated torque	Gearbox Maximum acceleration torque	Gearbox maximum torque	Gearbox Emergency stop torque	Gearbox rotational inertia	Gearbox Maximum return clearance	Gearbox torsional stiffness	Gearbox Service factor
n_{2N} r/min	T_2 N.m	Code	i	i_{ex}	T_{2N} N.m	T_{2B} N.m	T_{2a} N.m	T_{2NOT} N.m	J_1 kgcm ²	J_t arcmin	C_2 Nm/arcmin	f
750	34.1	B40	4	4/1	85	175	200	260	14.67	3		2.49
600	42.6	B50	5	5/1	85	175	215	260	14.47	3		1.99
750	34.1	B40	4	4/1	180	390	485	625	15.98	2		5.28
600	42.6	B50	5	5/1	180	390	485	625	15.32	2		4.22
429	59.7	B70	7	7/1	180	390	485	625	14.72	2		3.02
300	85.2	C10	10	10/1	180	320	485	625	14.41	2		2.11
188	132.3	C16	16	16/1	255	360	360	625	14.57	3		1.93
150	165.3	C20	20	20/1	270	360	360	625	14.4	3		1.63
120	206.7	C25	25	25/1	280	360	360	625	14.37	3		1.35
429	57.9	B70	7	7/1	330	850	950	1300	16.33	2		5.70
300	85.2	C10	10	10/1	330	650	750	1250	15.22	2		3.87
188	132.3	C16	16	16/1	470	825	825	1300	15.61	2		3.55
150	165.3	C20	20	20/1	495	825	825	1300	15.2	2		2.99
120	206.7	C25	25	25/1	495	825	825	1300	15.1	2		2.40
107	231.5	C28	28	28/1	550	825	825	1300	14.66	2		2.38
86	289.3	C35	35	35/1	545	825	825	1300	14.62	2		1.88
75	330.7	C40	40	40/1	600	825	825	1300	14.38	2		1.81
60	413.3	C50	50	50/1	585	825	825	1300	14.35	2		1.42
43	578.7	C70	70	70/1	585	800	800	1300	14.33	2		1.01

此类产品交货周期长

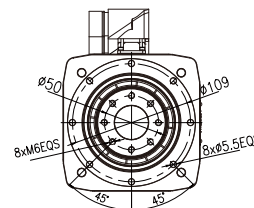
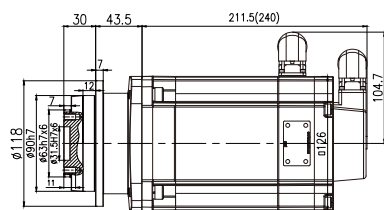
This kind of product has a long delivery time.

行星精密齿轮伺服马达订货号	伺服驱动器订货号			伺服马达线缆配置订货号		伺服驱动器 制动电阻订货号
	控制模块	功率模块	操作面板	伺服马达 动力线	伺服马达 信号线	
Planetary precision servo gearmotor Order number	Servo Drive Order Number			Servo Motor Cable Configuration Order Number		Servo Drive Braking Resistor Order Number
	Control module	Power module	Operator panel	Servo motor power line	Servo motor Signal line	
PX103T□-B40-□□□-MX063M1E30FP1	AX-□□-□□-PE	AX-PM26-B3B55-□	A1-OP25	A1-H□□-A15-□□□	A1-H17-A□□-□□□	A1-H02-A30-K-D10
PX103T□-B50-□□□-MX063M1E30FP1	AX-□□-□□-PE	AX-PM26-B3B55-□	A1-OP25	A1-H□□-A15-□□□	A1-H17-A□□-□□□	A1-H02-A30-K-D10
PX104T□-B40-□□□-MX063M1E30FP2	AX-□□-□□-PE	AX-PM26-B3B55-□	A1-OP25	A1-H□□-A15-□□□	A1-H17-A□□-□□□	A1-H02-A30-K-D10
PX104T□-B50-□□□-MX063M1E30FP2	AX-□□-□□-PE	AX-PM26-B3B55-□	A1-OP25	A1-H□□-A15-□□□	A1-H17-A□□-□□□	A1-H02-A30-K-D10
PX104T□-B70-□□□-MX063M1E30FP3	AX-□□-□□-PE	AX-PM26-B3B55-□	A1-OP25	A1-H□□-A15-□□□	A1-H17-A□□-□□□	A1-H02-A30-K-D10
PX104T□-C10-□□□-MX063M1E30FP4	AX-□□-□□-PE	AX-PM26-B3B55-□	A1-OP25	A1-H□□-A15-□□□	A1-H17-A□□-□□□	A1-H02-A30-K-D10
PX204T□-C16-□□□-MX063M1E30FP1	AX-□□-□□-PE	AX-PM26-B3B55-□	A1-OP25	A1-H□□-A15-□□□	A1-H17-A□□-□□□	A1-H02-A30-K-D10
PX204T□-C20-□□□-MX063M1E30FP1	AX-□□-□□-PE	AX-PM26-B3B55-□	A1-OP25	A1-H□□-A15-□□□	A1-H17-A□□-□□□	A1-H02-A30-K-D10
PX204T□-C25-□□□-MX063M1E30FP1	AX-□□-□□-PE	AX-PM26-B3B55-□	A1-OP25	A1-H□□-A15-□□□	A1-H17-A□□-□□□	A1-H02-A30-K-D10
PX105T□-B70-□□□-MX063M1E30LP1	AX-□□-□□-PE	AX-PM26-B3B55-□	A1-OP25	A1-H□□-A15-□□□	A1-H17-A□□-□□□	A1-H02-A30-K-D10
PX105T□-C10-□□□-MX063M1E30LP2	AX-□□-□□-PE	AX-PM26-B3B55-□	A1-OP25	A1-H□□-A15-□□□	A1-H17-A□□-□□□	A1-H02-A30-K-D10
PX205T□-C16-□□□-MX063M1E30FP2	AX-□□-□□-PE	AX-PM26-B3B55-□	A1-OP25	A1-H□□-A15-□□□	A1-H17-A□□-□□□	A1-H02-A30-K-D10
PX205T□-C20-□□□-MX063M1E30FP2	AX-□□-□□-PE	AX-PM26-B3B55-□	A1-OP25	A1-H□□-A15-□□□	A1-H17-A□□-□□□	A1-H02-A30-K-D10
PX205T□-C25-□□□-MX063M1E30FP2	AX-□□-□□-PE	AX-PM26-B3B55-□	A1-OP25	A1-H□□-A15-□□□	A1-H17-A□□-□□□	A1-H02-A30-K-D10
PX205T□-C28-□□□-MX063M1E30FP3	AX-□□-□□-PE	AX-PM26-B3B55-□	A1-OP25	A1-H□□-A15-□□□	A1-H17-A□□-□□□	A1-H02-A30-K-D10
PX205T□-C35-□□□-MX063M1E30FP3	AX-□□-□□-PE	AX-PM26-B3B55-□	A1-OP25	A1-H□□-A15-□□□	A1-H17-A□□-□□□	A1-H02-A30-K-D10
PX205T□-C40-□□□-MX063M1E30FP4	AX-□□-□□-PE	AX-PM26-B3B55-□	A1-OP25	A1-H□□-A15-□□□	A1-H17-A□□-□□□	A1-H02-A30-K-D10
PX205T□-C50-□□□-MX063M1E30FP4	AX-□□-□□-PE	AX-PM26-B3B55-□	A1-OP25	A1-H□□-A15-□□□	A1-H17-A□□-□□□	A1-H02-A30-K-D10
PX205T□-C70-□□□-MX063M1E30FP4	AX-□□-□□-PE	AX-PM26-B3B55-□	A1-OP25	A1-H□□-A15-□□□	A1-H17-A□□-□□□	A1-H02-A30-K-D10

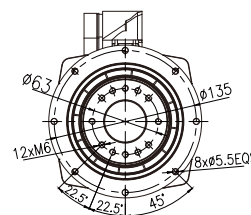
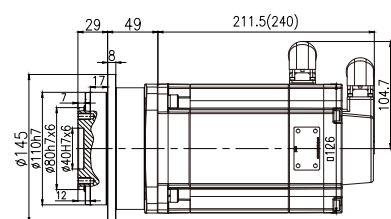
CM55	EA EtherCAT	Without built-in N filter	Without brake 18	(Length 3m)B30	Without 10 battery box	B30(Length 3m)
	PA PROFINET	With built-in F filter	With brake 16	(Length 5m)B50	With 11 battery box	B50(Length 5m)
CM51	PN PROFINET	filter		(Length 7m)B70		B70(Length 7m)
Note:	CM51 only supports PROFINET communication	Note:		(Length 10m)C10		C10(Length 10m)
		PM26 Power Module with built-in filter, long lead times for this configuration.		(Length 15m)C15		C15(Length 15m)
				(Length 20m)C20		C20(Length 20m)
				(Length 30m)C30	Without 12 battery box	C30(Length 30m)
				(Length 40m)C40	With 13 battery box	C40(Length 40m)
				(Length 50m)C50		C50(Length 50m)

Note:
 ≤20m Signal cable A10/A11;
 >20m Signal cable A12/A13.

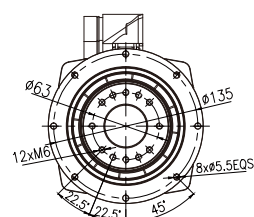
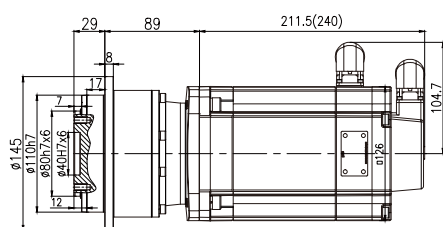
MX063M Outline dimension diagram (mm)



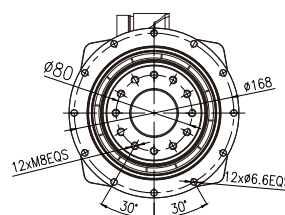
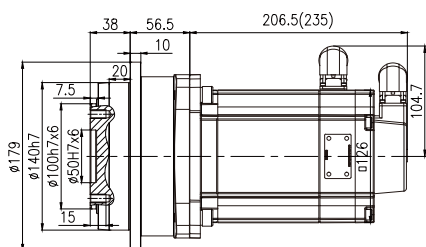
PX103TF-□-□□1□-MX063M1E30□P□



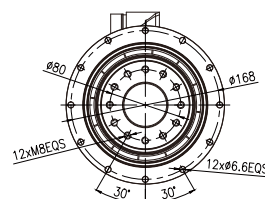
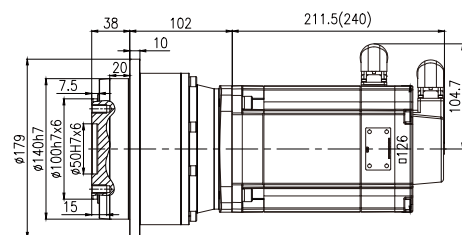
PX104TF-□-□□1□-MX063M1E30□P□



PX204TF-□-□□1□-MX063M1E30□P□



PX105TF-□-□□1□-MX063M1E30□P□

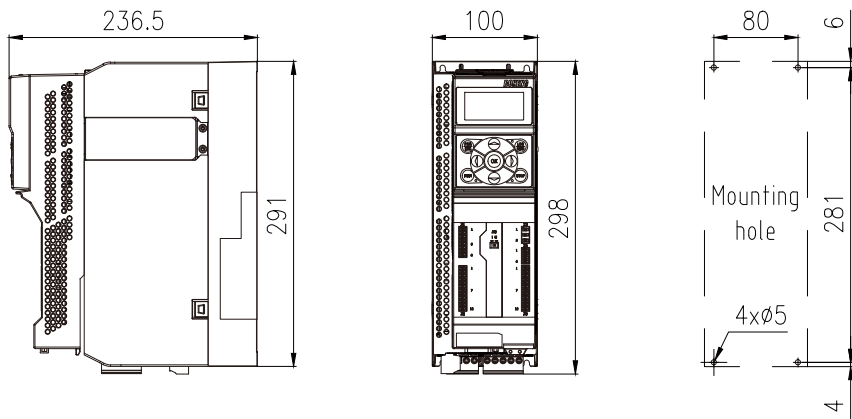


PX205TF-□-□□1□-MX063M1E30□P□

注：（）为带制动器尺寸

Note: () is the size with brake.

Outline dimension diagram of the equipped servo driver



Control module: AX-CM55-PA-PE(ProfiNet)
 or AX-CM55-EA-PE(EtherCAT)
 Power module: AX-PM26-B3B55-N(Without built-in filter)
 or AX-PM26-B3B55-F(With built-in filter)
 Operator module: A1-OP25

伺服马达: 3.24KW 10.3Nm
7.1A 3000r/min

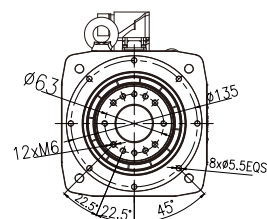
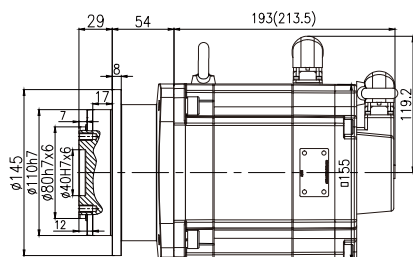
Servo motor: 3.24KW 10.3Nm
7.1A 3000r/min

齿轮箱 输出转速	齿轮箱 输出扭矩	齿轮箱 速比代号	齿轮箱 公称速比	齿轮箱 精确速比	齿轮箱 额定扭矩	齿轮箱最大 加速扭矩	齿轮箱 最大扭矩	齿轮箱 急停扭矩	齿轮箱 转动惯量	齿轮箱最大 回程间隙	齿轮箱 扭转刚度	齿轮箱 服务系数
Gearbox output speed	Gearbox Output torque	Gearbox speed ratio code	Gearbox nominal speed ratio	Gearbox accurate speed ratio	Gearbox ated torque	Gearbox Maximum acceleration torque	Gearbox maximum torque	Gearbox Emergency stop torque	Gearbox rotational inertia	Gearbox Maximum return clearance	Gearbox torsional stiffness	Gearbox Service factor
n_{2N} r/min	T_2 N.m	Code	i	i_{ex}	T_{2N} N.m	T_{2B} N.m	T_{2a} N.m	T_{2NOT} N.m	J_1 kgcm ²	J_t arcmin	C_2 Nm/arcmin	f
750	40.0	B40	4	4/1	180	390	485	625	27.38	2		4.50
600	50.0	B50	5	5/1	180	390	485	625	26.72	2		3.60
429	70.0	B70	7	7/1	180	390	485	625	26.12	2		2.57
300	100.0	C10	10	10/1	180	320	485	625	25.81	2		1.80
750	40.0	B40	4	4/1	355	850	1000	1300	32.23	2		8.87
600	50.0	B50	5	5/1	360	850	1000	1300	29.85	2		7.20
429	70.0	B70	7	7/1	330	850	950	1300	27.73	2		4.71
300	100.0	C10	10	10/1	330	650	750	1250	26.62	2		3.30
188	155.3	C16	16	16/1	470	825	825	1300	27.01	2		3.03
150	194.1	C20	20	20/1	495	825	825	1300	26.6	2		2.55
120	242.6	C25	25	25/1	495	825	825	1300	26.5	2		2.04
107	271.7	C28	28	28/1	550	825	825	1300	26.06	2		2.02
86	339.7	C35	35	35/1	545	825	825	1300	26.02	2		1.60
75	388.2	C40	40	40/1	600	825	825	1300	25.78	2		1.55
60	485.2	C50	50	50/1	585	825	825	1300	25.75	2		1.21
107	271.7	C28	28	28/1	1900	3000	3200	5550	30.72	2		6.99
86	339.7	C35	35	35/1	1900	3000	3900	5550	30.42	2		5.59
75	388.2	C40	40	40/1	1900	3000	3000	5550	28.14	2		4.89
60	485.2	C50	50	50/1	1900	3000	3700	5550	27.99	2		3.92
43	679.3	C70	70	70/1	1700	2600	2600	5550	27.86	2		2.50
30	970.4	D10	100	100/1	1700	2200	2200	5550	27.78	2		1.75

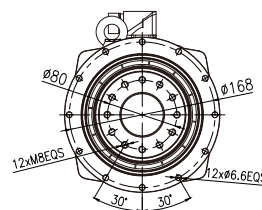
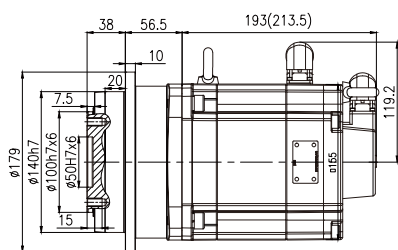
行星精密齿轮伺服马达订货号	伺服驱动器订货号			伺服马达线缆配置订货号		伺服驱动器 制动电阻订货号
	控制模块	功率模块	操作面板	伺服马达 动力线	伺服马达 信号线	
Planetary precision servo gearmotor Order number	Servo Drive Order Number			Servo Motor Cable Configuration Order Number		Servo Drive Braking Resistor Order Number
	Control module	Power module	Operator panel	Servo motor power line	Servo motor Signal line	
PX104T□-B40-□□1□-MX080S1E30FP1	AX-□□-□□-PE	AX-PM26-B3B55-□	A1-OP25	A1-H□□-A25-□□□	A1-H17-A□□-□□□	A1-H02-A30-K-D10
PX104T□-B50-□□1□-MX080S1E30FP1	AX-□□-□□-PE	AX-PM26-B3B55-□	A1-OP25	A1-H□□-A25-□□□	A1-H17-A□□-□□□	A1-H02-A30-K-D10
PX104T□-B70-□□1□-MX080S1E30FP2	AX-□□-□□-PE	AX-PM26-B3B55-□	A1-OP25	A1-H□□-A25-□□□	A1-H17-A□□-□□□	A1-H02-A30-K-D10
PX104T□-C10-□□1□-MX080S1E30FP3	AX-□□-□□-PE	AX-PM26-B3B55-□	A1-OP25	A1-H□□-A25-□□□	A1-H17-A□□-□□□	A1-H02-A30-K-D10
PX105T□-B40-□□1□-MX080S1E30FP4	AX-□□-□□-PE	AX-PM26-B3B55-□	A1-OP25	A1-H□□-A25-□□□	A1-H17-A□□-□□□	A1-H02-A30-K-D10
PX105T□-B50-□□1□-MX080S1E30FP4	AX-□□-□□-PE	AX-PM26-B3B55-□	A1-OP25	A1-H□□-A25-□□□	A1-H17-A□□-□□□	A1-H02-A30-K-D10
PX105T□-B70-□□1□-MX080S1E30FP5	AX-□□-□□-PE	AX-PM26-B3B55-□	A1-OP25	A1-H□□-A25-□□□	A1-H17-A□□-□□□	A1-H02-A30-K-D10
PX105T□-C10-□□1□-MX080S1E30FP6	AX-□□-□□-PE	AX-PM26-B3B55-□	A1-OP25	A1-H□□-A25-□□□	A1-H17-A□□-□□□	A1-H02-A30-K-D10
PX205T□-C16-□□1□-MX080S1E30FP1	AX-□□-□□-PE	AX-PM26-B3B55-□	A1-OP25	A1-H□□-A25-□□□	A1-H17-A□□-□□□	A1-H02-A30-K-D10
PX205T□-C20-□□1□-MX080S1E30FP1	AX-□□-□□-PE	AX-PM26-B3B55-□	A1-OP25	A1-H□□-A25-□□□	A1-H17-A□□-□□□	A1-H02-A30-K-D10
PX205T□-C25-□□1□-MX080S1E30FP1	AX-□□-□□-PE	AX-PM26-B3B55-□	A1-OP25	A1-H□□-A25-□□□	A1-H17-A□□-□□□	A1-H02-A30-K-D10
PX205T□-C28-□□1□-MX080S1E30FP2	AX-□□-□□-PE	AX-PM26-B3B55-□	A1-OP25	A1-H□□-A25-□□□	A1-H17-A□□-□□□	A1-H02-A30-K-D10
PX205T□-C35-□□1□-MX080S1E30FP2	AX-□□-□□-PE	AX-PM26-B3B55-□	A1-OP25	A1-H□□-A25-□□□	A1-H17-A□□-□□□	A1-H02-A30-K-D10
PX205T□-C40-□□1□-MX080S1E30FP3	AX-□□-□□-PE	AX-PM26-B3B55-□	A1-OP25	A1-H□□-A25-□□□	A1-H17-A□□-□□□	A1-H02-A30-K-D10
PX205T□-C50-□□1□-MX080S1E30FP3	AX-□□-□□-PE	AX-PM26-B3B55-□	A1-OP25	A1-H□□-A25-□□□	A1-H17-A□□-□□□	A1-H02-A30-K-D10
PX207T□-C28-□□1□-MX080S1E30LP1	AX-□□-□□-PE	AX-PM26-B3B55-□	A1-OP25	A1-H□□-A25-□□□	A1-H17-A□□-□□□	A1-H02-A30-K-D10
PX207T□-C35-□□1□-MX080S1E30LP1	AX-□□-□□-PE	AX-PM26-B3B55-□	A1-OP25	A1-H□□-A25-□□□	A1-H17-A□□-□□□	A1-H02-A30-K-D10
PX207T□-C40-□□1□-MX080S1E30LP2	AX-□□-□□-PE	AX-PM26-B3B55-□	A1-OP25	A1-H□□-A25-□□□	A1-H17-A□□-□□□	A1-H02-A30-K-D10
PX207T□-C50-□□1□-MX080S1E30LP2	AX-□□-□□-PE	AX-PM26-B3B55-□	A1-OP25	A1-H□□-A25-□□□	A1-H17-A□□-□□□	A1-H02-A30-K-D10
PX207T□-C70-□□1□-MX080S1E30LP2	AX-□□-□□-PE	AX-PM26-B3B55-□	A1-OP25	A1-H□□-A25-□□□	A1-H17-A□□-□□□	A1-H02-A30-K-D10
PX207T□-D10-□□1□-MX080S1E30LP2	AX-□□-□□-PE	AX-PM26-B3B55-□	A1-OP25	A1-H□□-A25-□□□	A1-H17-A□□-□□□	A1-H02-A30-K-D10

Note:	CM55 EA EtherCAT	Without built-in N	Without brake 18	(Length 3m)B30	Without 10	B30(Length 3m)
	PA PROFINET	filter	With brake 16	(Length 5m)B50	battery box	B50(Length 5m)
Note:	CM51 PN PROFINET	With built-in F		(Length 7m)B70	With 11	B70(Length 7m)
	communication	filter		(Length 10m)C10	battery box	C10(Length 10m)
		PM26 Power Module		(Length 15m)C15		C15(Length 15m)
		with built-in filter,		(Length 20m)C20		C20(Length 20m)
		long lead times for		(Length 30m)C30	Without 12	C30(Length 30m)
		this configuration.		(Length 40m)C40	battery box	C40(Length 40m)
				(Length 50m)C50	With 13	C50(Length 50m)
					battery box	
					Note:	
					≤20m Signal cable A10/A11;	
					>20m Signal cable A12/A13.	

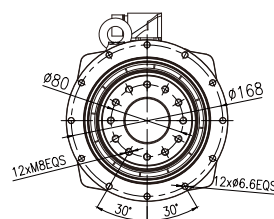
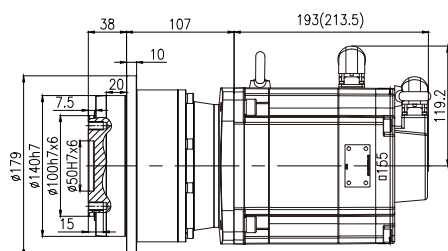
MX080S Outline dimension diagram(mm)



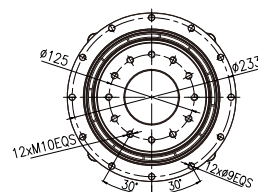
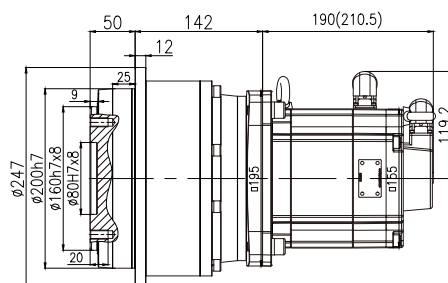
PX104TF-□-□□1□-MX080S1E30□P□



PX105TF-□-□□1□-MX080S1E30□P□



PX205TF-□-□□1□-MX080S1E30□P□

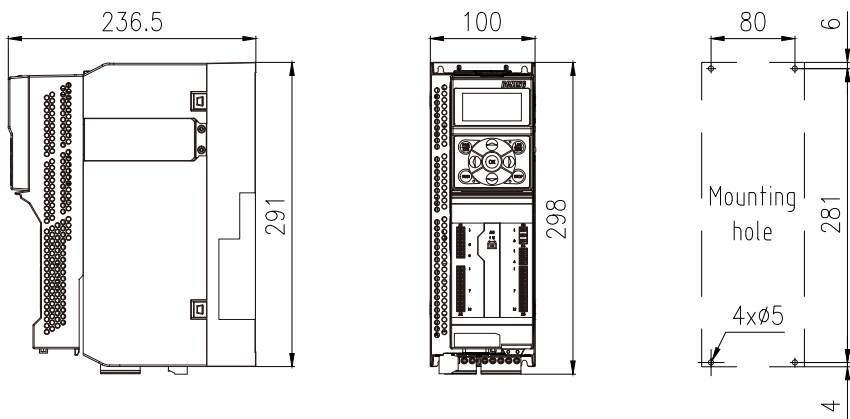


PX207TF-□-□□1□-MX080S1E30□P□

注： () 为带制动器尺寸

Note: () is the size with brake.

Outline dimension diagram of the equipped servo driver



Control module: AX-CM55-PA-PE(ProfiNet)
 or AX-CM55-EA-PE(EtherCAT)
 Power module: AX-PM26-B3B55-N(Without
 built-in filter)
 or AX-PM26-B3B55-F(With built-in filter)
 Operator module: A1-OP25

伺服马达:5.03KW 16Nm
9.6A 3000r/min

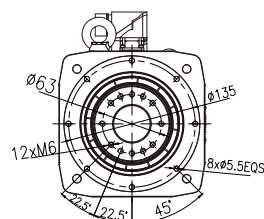
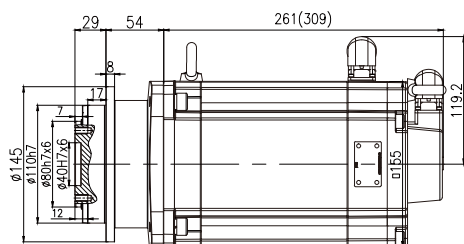
Servo motor:5.03KW 16Nm
9.6A 3000r/min

齿轮箱 输出转速	齿轮箱 输出扭矩	齿轮箱 速比代号	齿轮箱 公称速比	齿轮箱 精确速比	齿轮箱 额定扭矩	齿轮箱最大 加速扭矩	齿轮箱 最大扭矩	齿轮箱 急停扭矩	齿轮箱 转动惯量	齿轮箱最大 回程间隙	齿轮箱 扭转刚度	齿轮箱 服务系数
Gearbox output speed	Gearbox Output torque	Gearbox speed ratio code	Gearbox nominal speed ratio	Gearbox accurate speed ratio	Gearbox ated torque	Gearbox Maximum acceleration torque	Gearbox maximum torque	Gearbox Emergency stop torque	Gearbox rotational inertia	Gearbox Maximum return clearance	Gearbox torsional stiffness	Gearbox Service factor
n_{2N} r/min	T_2 N.m	Code	i	i_{ex}	T_{2N} N.m	T_{2B} N.m	T_{2a} N.m	T_{2NOT} N.m	J_1 kgcm ²	J_t arcmin	C_2 Nm/arcmin	f
750	62.1	B40	4	4/1	180	390	485	625	50.78	2		2.90
600	77.7	B50	5	5/1	180	390	485	625	50.12	2		2.32
429	108.7	B70	7	7/1	180	390	485	625	49.52	2		1.66
750	62.1	B40	4	4/1	355	850	1000	1300	55.63	2		5.71
600	77.7	B50	5	5/1	360	850	1000	1300	53.25	2		4.64
429	108.7	B70	7	7/1	330	850	950	1300	51.13	2		3.04
300	155.3	C10	10	10/1	330	650	750	1250	50.02	2		2.12
188	241.1	C16	16	16/1	470	825	825	1300	50.41	2		1.95
150	301.3	C20	20	20/1	495	825	825	1300	50	2		1.64
120	376.6	C25	25	25/1	495	825	825	1300	49.9	2		1.31
107	421.8	C28	28	28/1	550	825	825	1300	49.46	2		1.30
86	527.3	C35	35	35/1	545	825	825	1300	49.42	2		1.03
188	241.1	C16	16	16/1	1900	3000	3200	5550	64.39	2		7.88
150	301.3	C20	20	20/1	1900	3100	3200	5550	58.94	2		6.31
120	376.6	C25	25	25/1	1900	3100	3900	5550	58.35	2		5.04
107	421.8	C28	28	28/1	1900	3000	3200	5550	54.12	2		4.50
86	527.3	C35	35	35/1	1900	3000	3900	5550	53.82	2		3.60
75	602.6	C40	40	40/1	1900	3000	3000	5550	51.54	2		3.15
60	753.3	C50	50	50/1	1900	3000	3700	5550	51.39	2		2.52
43	1054.6	C70	70	70/1	1700	2600	2600	5550	51.26	2		1.61
30	1506.6	D10	100	100/1	1700	2200	2200	5550	51.18	2		1.13

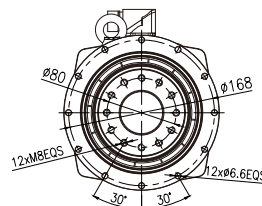
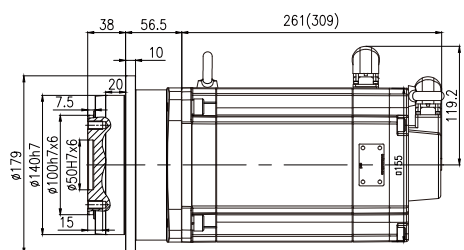
行星精密齿轮伺服马达订货号	伺服驱动器订货号			伺服马达线缆配置订货号		伺服驱动器 制动电阻订货号
	控制模块	功率模块	操作面板	伺服马达 动力线	伺服马达 信号线	
Planetary precision servomotor Order number	Servo Drive Order Number			Servo Motor Cable Configuration Order Number		Servo Drive Braking Resistor Order Number
	Control module	Power module	Operator panel	Servo motor powerline	Servo motor Signal line	
PX104T□-B40-□□1□-MX080M1E30FP1	AX-□□-□□-PE	AX-PM26-B3B75-□	A1-OP25	A1-H□□-A25-□□□	A1-H17-A□□-□□□	A1-H02-A40-K-C75
PX104T□-B50-□□1□-MX080M1E30FP1	AX-□□-□□-PE	AX-PM26-B3B75-□	A1-OP25	A1-H□□-A25-□□□	A1-H17-A□□-□□□	A1-H02-A40-K-C75
PX104T□-B70-□□1□-MX080M1E30FP2	AX-□□-□□-PE	AX-PM26-B3B75-□	A1-OP25	A1-H□□-A25-□□□	A1-H17-A□□-□□□	A1-H02-A40-K-C75
PX105T□-B40-□□1□-MX080M1E30FP3	AX-□□-□□-PE	AX-PM26-B3B75-□	A1-OP25	A1-H□□-A25-□□□	A1-H17-A□□-□□□	A1-H02-A40-K-C75
PX105T□-B50-□□1□-MX080M1E30FP3	AX-□□-□□-PE	AX-PM26-B3B75-□	A1-OP25	A1-H□□-A25-□□□	A1-H17-A□□-□□□	A1-H02-A40-K-C75
PX105T□-B70-□□1□-MX080M1E30FP4	AX-□□-□□-PE	AX-PM26-B3B75-□	A1-OP25	A1-H□□-A25-□□□	A1-H17-A□□-□□□	A1-H02-A40-K-C75
PX105T□-C10-□□1□-MX080M1E30FP5	AX-□□-□□-PE	AX-PM26-B3B75-□	A1-OP25	A1-H□□-A25-□□□	A1-H17-A□□-□□□	A1-H02-A40-K-C75
PX205T□-C16-□□1□-MX080M1E30FP1	AX-□□-□□-PE	AX-PM26-B3B75-□	A1-OP25	A1-H□□-A25-□□□	A1-H17-A□□-□□□	A1-H02-A40-K-C75
PX205T□-C20-□□1□-MX080M1E30FP1	AX-□□-□□-PE	AX-PM26-B3B75-□	A1-OP25	A1-H□□-A25-□□□	A1-H17-A□□-□□□	A1-H02-A40-K-C75
PX205T□-C25-□□1□-MX080M1E30FP1	AX-□□-□□-PE	AX-PM26-B3B75-□	A1-OP25	A1-H□□-A25-□□□	A1-H17-A□□-□□□	A1-H02-A40-K-C75
PX205T□-C28-□□1□-MX080M1E30FP2	AX-□□-□□-PE	AX-PM26-B3B75-□	A1-OP25	A1-H□□-A25-□□□	A1-H17-A□□-□□□	A1-H02-A40-K-C75
PX205T□-C35-□□1□-MX080M1E30FP2	AX-□□-□□-PE	AX-PM26-B3B75-□	A1-OP25	A1-H□□-A25-□□□	A1-H17-A□□-□□□	A1-H02-A40-K-C75
PX207T□-C16-□□1□-MX080M1E30LP1	AX-□□-□□-PE	AX-PM26-B3B75-□	A1-OP25	A1-H□□-A25-□□□	A1-H17-A□□-□□□	A1-H02-A40-K-C75
PX207T□-C20-□□1□-MX080M1E30LP1	AX-□□-□□-PE	AX-PM26-B3B75-□	A1-OP25	A1-H□□-A25-□□□	A1-H17-A□□-□□□	A1-H02-A40-K-C75
PX207T□-C25-□□1□-MX080M1E30LP1	AX-□□-□□-PE	AX-PM26-B3B75-□	A1-OP25	A1-H□□-A25-□□□	A1-H17-A□□-□□□	A1-H02-A40-K-C75
PX207T□-C28-□□1□-MX080M1E30LP2	AX-□□-□□-PE	AX-PM26-B3B75-□	A1-OP25	A1-H□□-A25-□□□	A1-H17-A□□-□□□	A1-H02-A40-K-C75
PX207T□-C35-□□1□-MX080M1E30LP2	AX-□□-□□-PE	AX-PM26-B3B75-□	A1-OP25	A1-H□□-A25-□□□	A1-H17-A□□-□□□	A1-H02-A40-K-C75
PX207T□-C40-□□1□-MX080M1E30LP3	AX-□□-□□-PE	AX-PM26-B3B75-□	A1-OP25	A1-H□□-A25-□□□	A1-H17-A□□-□□□	A1-H02-A40-K-C75
PX207T□-C50-□□1□-MX080M1E30LP3	AX-□□-□□-PE	AX-PM26-B3B75-□	A1-OP25	A1-H□□-A25-□□□	A1-H17-A□□-□□□	A1-H02-A40-K-C75
PX207T□-C70-□□1□-MX080M1E30LP3	AX-□□-□□-PE	AX-PM26-B3B75-□	A1-OP25	A1-H□□-A25-□□□	A1-H17-A□□-□□□	A1-H02-A40-K-C75
PX207T□-D10-□□1□-MX080M1E30LP3	AX-□□-□□-PE	AX-PM26-B3B75-□	A1-OP25	A1-H□□-A25-□□□	A1-H17-A□□-□□□	A1-H02-A40-K-C75

Note: CM51 only supports PROFINET communication	CM55 EA EtherCAT	Without built-in N filter	Without brake 18	(Length 3m)B30	Without 10 battery box	B30(Length 3m)
	PA PROFINET	With built-in F filter	With brake 16	(Length 5m)B50	With 11 battery box	B50(Length 5m)
	CM51 PN PROFINET			(Length 7m)B70		B70(Length 7m)
				(Length 10m)C10		C10(Length 10m)
				(Length 15m)C15		C15(Length 15m)
				(Length 20m)C20		C20(Length 20m)
				(Length 30m)C30	Without 12 battery box	C30(Length 30m)
				(Length 40m)C40	With 13 battery box	C40(Length 40m)
				(Length 50m)C50		C50(Length 50m)
					Note:	
					≤20m Signal cable A10/A11;	
					>20m Signal cable A12/A13.	

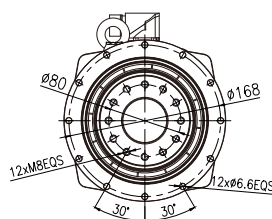
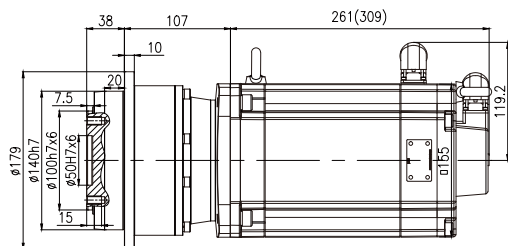
MX080M Outline dimension diagram (mm)



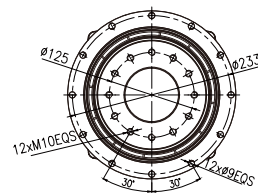
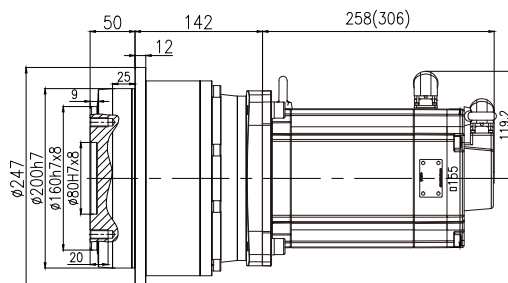
PX104TF-□-□□□-MX080M1E30□P□



PX105TF-□-□□□-MX080M1E30□P□



PX205TF-□-□□□-MX080M1E30□P□

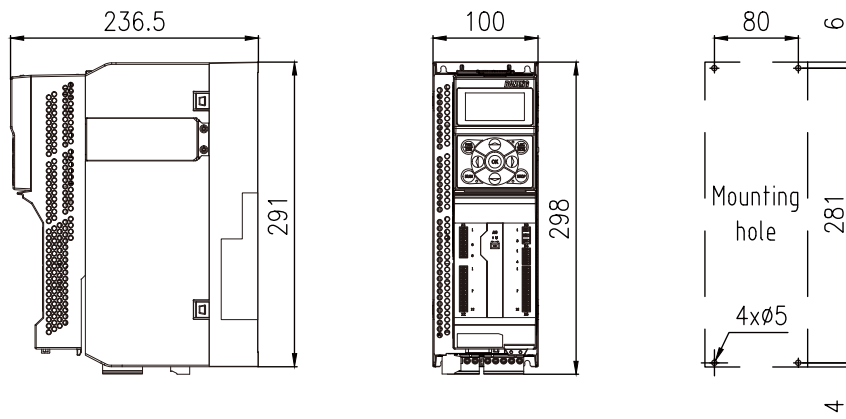


PX207TF-□-□□□-MX080M1E30□P□

注：() 为带制动器尺寸

Note: () is the size with brake.

Outline dimension diagram of the equipped servo driver



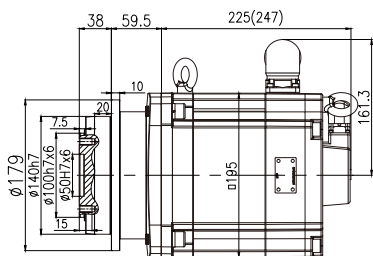
Control module: AX-CM55-PA-PE(ProfiNet)
 or AX-CM55-EA-PE(EtherCAT)
 Power module: AX-PM26-B3B75-N(Without built-in filter)
 or AX-PM26-B3B75-F(With built-in filter)
 Operator module: A1-OP25

伺服马达: 5.03KW 24Nm
10.1A 2000r/min

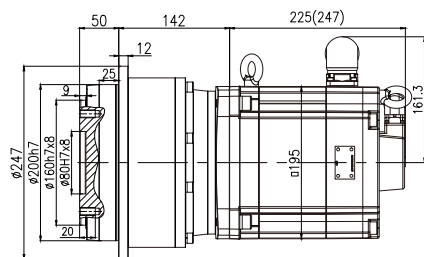
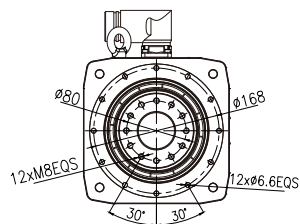
Servo motor: 5.03KW 24Nm
10.1A 2000r/min

齿轮箱 输出转速	齿轮箱 输出扭矩	齿轮箱 速比代号	齿轮箱 公称速比	齿轮箱 精确速比	齿轮箱 额定扭矩	齿轮箱最大 加速扭矩	齿轮箱 最大扭矩	齿轮箱 急停扭矩	齿轮箱 转动惯量	齿轮箱最大 回程间隙	齿轮箱 扭转刚度	齿轮箱 服务系数
Gearbox output speed	Gearbox Output torque	Gearbox speed ratio code	Gearbox nominal speed ratio	Gearbox accurate speed ratio	Gearbox rated torque	Gearbox Maximum acceleration torque	Gearbox maximum torque	Gearbox Emergency stop torque	Gearbox rotational inertia	Gearbox Maximum return clearance	Gearbox torsional stiffness	Gearbox Service factor
n_{2N} r/min	T_2 N.m	Code	i	i_{ex}	T_{2N} N.m	T_{2B} N.m	T_{2a} N.m	T_{2NOT} N.m	J_1 kgcm ²	J_t arcmin	C_2 Nm/arcmin	f
500	93.2	B40	4	4/1	355	850	1000	1300	94.23	2		3.81
400	116.5	B50	5	5/1	360	850	1000	1300	91.85	2		3.09
286	163.1	B70	7	7/1	330	850	950	1300	89.73	2		2.02
200	233.0	C10	10	10/1	330	650	750	1250	88.62	2		1.42
125	361.6	C16	16	16/1	1900	3000	3200	5550	102.99	2		5.25
100	452.0	C20	20	20/1	1900	3100	3200	5550	97.54	2		4.20
80	565.0	C25	25	25/1	1900	3100	3900	5550	96.95	2		3.36
71	632.8	C28	28	28/1	1900	3000	3200	5550	92.72	2		3.00
57	791.0	C35	35	35/1	1900	3000	3900	5550	92.42	2		2.40
50	904.0	C40	40	40/1	1900	3000	3000	5550	90.14	2		2.10
40	1129.9	C50	50	50/1	1900	3000	3700	5550	89.99	2		1.68
29	1581.9	C70	70	70/1	1700	2600	2600	5550	89.86	2		1.07

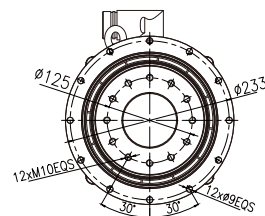
MX100S Outline dimension diagram (mm)



PX105TF-□-□□1□-MX100S1E20□□□



PX207TF-□-□□1□-MX100S1E20□□□



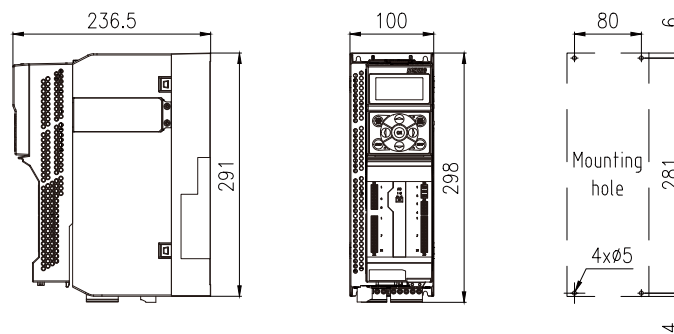
注: () 为带制动器尺寸

Note: () is the size with brake.

行星精密齿轮伺服马达订货号	伺服驱动器订货号			伺服马达线缆配置订货号		伺服驱动器 制动电阻订货号
	控制模块	功率模块	操作面板	伺服马达 动力线	伺服马达 信号线	
Planetary precision servo gearmotor Order number	Servo Drive Order Number			Servo Motor Cable Configuration Order Number		Servo Drive Braking Resistor Order Number
	Control module	Power module	Operator panel	Servo motor powerline	Servo motor Signal line	
PX105T□-B40-□□1□-MX100S1E20FP1	AX-□□-□□-PE	AX-PM26-B3B75-□	A1-OP25	A1-H□□-A40-□□□	A1-H17-A□□-□□□	A1-H02-A40-K-C75
PX105T□-B50-□□1□-MX100S1E20FP1	AX-□□-□□-PE	AX-PM26-B3B75-□	A1-OP25	A1-H□□-A40-□□□	A1-H17-A□□-□□□	A1-H02-A40-K-C75
PX105T□-B70-□□1□-MX100S1E20FP2	AX-□□-□□-PE	AX-PM26-B3B75-□	A1-OP25	A1-H□□-A40-□□□	A1-H17-A□□-□□□	A1-H02-A40-K-C75
PX105T□-C10-□□1□-MX100S1E20FP3	AX-□□-□□-PE	AX-PM26-B3B75-□	A1-OP25	A1-H□□-A40-□□□	A1-H17-A□□-□□□	A1-H02-A40-K-C75
PX207T□-C16-□□1□-MX100S1E20FP4	AX-□□-□□-PE	AX-PM26-B3B75-□	A1-OP25	A1-H□□-A40-□□□	A1-H17-A□□-□□□	A1-H02-A40-K-C75
PX207T□-C20-□□1□-MX100S1E20FP4	AX-□□-□□-PE	AX-PM26-B3B75-□	A1-OP25	A1-H□□-A40-□□□	A1-H17-A□□-□□□	A1-H02-A40-K-C75
PX207T□-C25-□□1□-MX100S1E20FP4	AX-□□-□□-PE	AX-PM26-B3B75-□	A1-OP25	A1-H□□-A40-□□□	A1-H17-A□□-□□□	A1-H02-A40-K-C75
PX207T□-C28-□□1□-MX100S1E20FP5	AX-□□-□□-PE	AX-PM26-B3B75-□	A1-OP25	A1-H□□-A40-□□□	A1-H17-A□□-□□□	A1-H02-A40-K-C75
PX207T□-C35-□□1□-MX100S1E20FP5	AX-□□-□□-PE	AX-PM26-B3B75-□	A1-OP25	A1-H□□-A40-□□□	A1-H17-A□□-□□□	A1-H02-A40-K-C75
PX207T□-C40-□□1□-MX100S1E20FP6	AX-□□-□□-PE	AX-PM26-B3B75-□	A1-OP25	A1-H□□-A40-□□□	A1-H17-A□□-□□□	A1-H02-A40-K-C75
PX207T□-C50-□□1□-MX100S1E20FP6	AX-□□-□□-PE	AX-PM26-B3B75-□	A1-OP25	A1-H□□-A40-□□□	A1-H17-A□□-□□□	A1-H02-A40-K-C75
PX207T□-C70-□□1□-MX100S1E20FP6	AX-□□-□□-PE	AX-PM26-B3B75-□	A1-OP25	A1-H□□-A40-□□□	A1-H17-A□□-□□□	A1-H02-A40-K-C75

CM55 EA EtherCAT Without built-in N Without brake 18 (Length 3m)B30 Without 10 B30(Length 3m)
 PA PROFINET filter With brake 16 (Length 5m)B50 battery box B50(Length 5m)
 With built-in F (Length 7m)B70 (Length 7m)B70 battery box B70(Length 7m)
 CM51 PN PROFINET filter (Length 10m)C10 (Length 10m)C10 battery box C10(Length 10m)
 Note: CM51 only supports (Length 15m)C15 (Length 15m)C15 battery box C15(Length 15m)
 PROFINET (Length 20m)C20 (Length 20m)C20 battery box C20(Length 20m)
 communication
 Note: PM26 Power Module (Length 30m)C30 Without 12 C30(Length 30m)
 with built-in filter, (Length 40m)C40 battery box C40(Length 40m)
 long lead times for (Length 50m)C50 With 13 C50(Length 50m)
 this configuration. battery box C50(Length 50m)
 Note:
 ≤20m Signal cable A10/A11;
 >20m Signal cable A12/A13.

Outline dimension diagram of the equipped servo driver



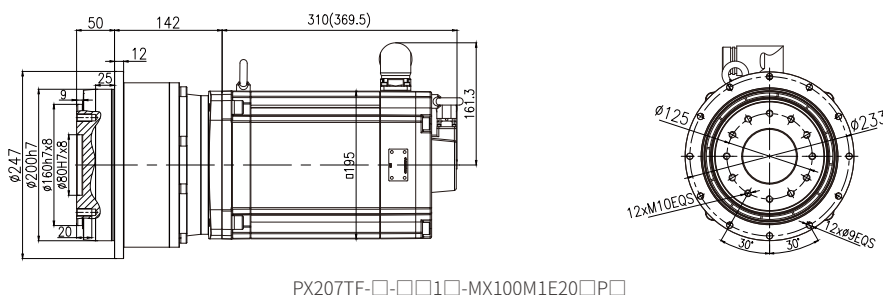
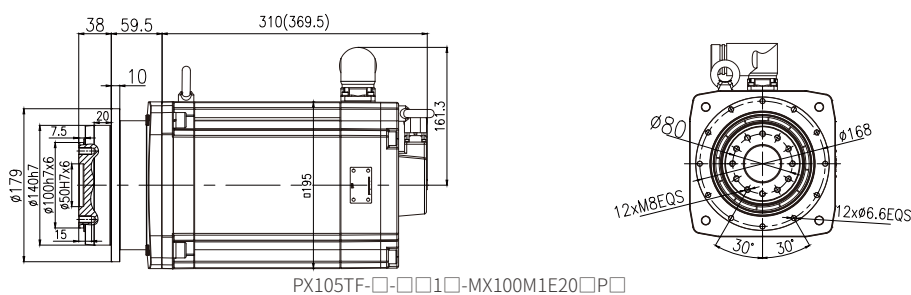
Control module: AX-CM55-PA-PE(ProfiNet)
 or AX-CM55-EA-PE(EtherCAT)
 Power module: AX-PM26-B3B75-N(Without built-in filter)
 or AX-PM26-B3B75-F(With built-in filter)
 Operator module: A1-OP25

伺服马达: 7.96KW 38Nm
17.3A 2000r/min

Servo motor: 7.96KW 38Nm
17.3A 2000r/min

齿轮箱 输出转速	齿轮箱 输出扭矩	齿轮箱 速比代号	齿轮箱 公称速比	齿轮箱 精确速比	齿轮箱 额定扭矩	齿轮箱最大 加速扭矩	齿轮箱 最大扭矩	齿轮箱 急停扭矩	齿轮箱 转动惯量	齿轮箱最大 回程间隙	齿轮箱 扭转刚度	齿轮箱 服务系数
Gearbox output speed	Gearbox Output torque	Gearbox speed ratio code	Gearbox nominal speed ratio	Gearbox accurate speed ratio	Gearbox rated torque	Gearbox Maximum acceleration torque	Gearbox maximum torque	Gearbox Emergency stop torque	Gearbox rotational inertia	Gearbox Maximum return clearance	Gearbox torsional stiffness	Gearbox Service factor
n_{2N} r/min	T_2 N.m	Code	i	i_{ex}	T_{2N} N.m	T_{2B} N.m	T_{2a} N.m	T_{2NOT} N.m	J_1 kgcm ²	J_t arcmin	C_2 Nm/arcmin	f
500	147.5	B40	4	4/1	355	850	1000	1300	176.7	2		2.41
400	184.3	B50	5	5/1	360	850	1000	1300	174.32	2		1.95
125	572.2	C16	16	16/1	1900	3000	3200	5550	185.46	2		3.32
100	715.3	C20	20	20/1	1900	3100	3200	5550	180.01	2		2.66
80	894.1	C25	25	25/1	1900	3100	3900	5550	179.42	2		2.13
71	1001.4	C28	28	28/1	1900	3000	3200	5550	175.19	2		1.90
57	1251.7	C35	35	35/1	1900	3000	3900	5550	174.89	2		1.52
50	1430.5	C40	40	40/1	1900	3000	3000	5550	172.61	2		1.33
40	1788.1	C50	50	50/1	1900	3000	3700	5550	172.46	2		1.06

MX100M Outline dimension diagram (mm)



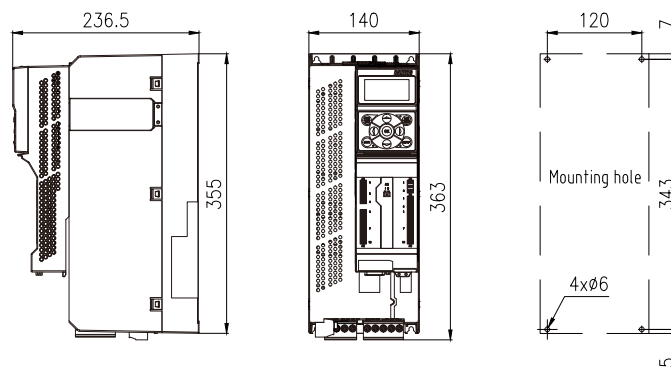
注: () 为带制动器尺寸

Note: () is the size with brake.

行星精密齿轮伺服马达订货号	伺服驱动器订货号			伺服马达线缆配置订货号		伺服驱动器 制动电阻订货号
	控制模块	功率模块	操作面板	伺服马达 动力线	伺服马达 信号线	
Planetary precision servo gearmotor Order number	Servo Drive Order Number			Servo Motor Cable Configuration Order Number		Servo Drive Braking Resistor Order Number
	Control module	Power module	Operator panel	Servo motor power line	Servo motor Signal line	
PX105T□-B40-□□1□-MX100M1E20FP1	AX-□□-□□-PE	AX-PM26-B3C15-□	A1-OP25	A1-H□□-A40-□□□	A1-H17-A□□-□□□	A1-H02-A80-K-C36
PX105T□-B50-□□1□-MX100M1E20FP1	AX-□□-□□-PE	AX-PM26-B3C15-□	A1-OP25	A1-H□□-A40-□□□	A1-H17-A□□-□□□	A1-H02-A80-K-C36
PX207T□-C16-□□1□-MX100M1E20FP2	AX-□□-□□-PE	AX-PM26-B3C15-□	A1-OP25	A1-H□□-A40-□□□	A1-H17-A□□-□□□	A1-H02-A80-K-C36
PX207T□-C20-□□1□-MX100M1E20FP2	AX-□□-□□-PE	AX-PM26-B3C15-□	A1-OP25	A1-H□□-A40-□□□	A1-H17-A□□-□□□	A1-H02-A80-K-C36
PX207T□-C25-□□1□-MX100M1E20FP2	AX-□□-□□-PE	AX-PM26-B3C15-□	A1-OP25	A1-H□□-A40-□□□	A1-H17-A□□-□□□	A1-H02-A80-K-C36
PX207T□-C28-□□1□-MX100M1E20FP3	AX-□□-□□-PE	AX-PM26-B3C15-□	A1-OP25	A1-H□□-A40-□□□	A1-H17-A□□-□□□	A1-H02-A80-K-C36
PX207T□-C35-□□1□-MX100M1E20FP3	AX-□□-□□-PE	AX-PM26-B3C15-□	A1-OP25	A1-H□□-A40-□□□	A1-H17-A□□-□□□	A1-H02-A80-K-C36
PX207T□-C40-□□1□-MX100M1E20FP4	AX-□□-□□-PE	AX-PM26-B3C15-□	A1-OP25	A1-H□□-A40-□□□	A1-H17-A□□-□□□	A1-H02-A80-K-C36
PX207T□-C50-□□1□-MX100M1E20FP4	AX-□□-□□-PE	AX-PM26-B3C15-□	A1-OP25	A1-H□□-A40-□□□	A1-H17-A□□-□□□	A1-H02-A80-K-C36

CM55 EA EtherCAT Without built-in N Without brake 18 (Length 3m)B30 Without 10 B30(Length 3m)
 PA PROFINET filter With brake 16 (Length 5m)B50 battery box B50(Length 5m)
 CM51 PN PROFINET With built-in F (Length 7m)B70 With 11 B70(Length 7m)
 Note: CM51 only supports filter (Length 10m)C10 battery box C10(Length 10m)
 PROFINET (Length 15m)C15 (Length 20m)C20 C15(Length 15m)
 communication (Length 20m)C20 C20(Length 20m)
 Note: PM26 Power Module (Length 30m)C30 Without 12 C30(Length 30m)
 with built-in filter, (Length 40m)C40 battery box C40(Length 40m)
 long lead times for (Length 50m)C50 With 13 C50(Length 50m)
 this configuration. battery box
 Note:
 ≤20m Signal cable A10/A11;
 >20m Signal cable A12/A13.

Outline dimension diagram of the equipped servo driver



Control module: AX-CM55-PA-PE(ProfiNet)
 or AX-CM55-EA-PE(EtherCAT)
 Power module: AX-PM26-B3C15-N(Without built-in filter)
 or AX-PM26-B3C15-F(With built-in filter)
 Operator module: A1-OP25

伺服马达: 10.06KW 48Nm
19.6A 2000r/min

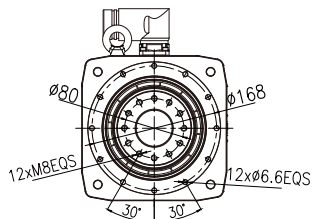
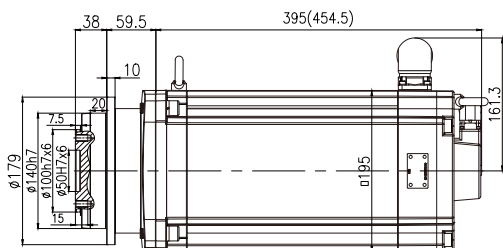
Servo motor: 10.06KW 48Nm
19.6A 2000r/min

齿轮箱 输出转速	齿轮箱 输出扭矩	齿轮箱 速比代号	齿轮箱 公称速比	齿轮箱 精确速比	齿轮箱 额定扭矩	齿轮箱最大 加速扭矩	齿轮箱 最大扭矩	齿轮箱 急停扭矩	齿轮箱 转动惯量	齿轮箱最大 回程间隙	齿轮箱 扭转刚度	齿轮箱 服务系数
Gearbox output speed	Gearbox Output torque	Gearbox speed ratio code	Gearbox nominal speed ratio	Gearbox accurate speed ratio	Gearbox ated torque	Gearbox Maximum acceleration torque	Gearbox maximum torque	Gearbox Emergency stop torque	Gearbox rotational inertia	Gearbox Maximum return clearance	Gearbox torsional stiffness	Gearbox Service factor
n_{2N} r/min	T_2 N.m	Code	i	i_{ex}	T_{2N} N.m	T_{2B} N.m	T_{2a} N.m	T_{2NOT} N.m	J_1 kgcm ²	J_t arcmin	C_2 Nm/arcmin	f
500	186.4	B40	4	4/1	355	850	1000	1300	259.17	2		1.90
400	233.0	B50	5	5/1	360	850	1000	1300	256.79	2		1.55
286	326.2	B70	7	7/1	1700	2950	3900	5950	266.63	2		5.21
200	466.0	C10	10	10/1	1700	2300	2900	5950	259.56	2		3.65
125	723.2	C16	16	16/1	1900	3000	3200	5550	267.93	2		2.63
100	904.0	C20	20	20/1	1900	3100	3200	5550	262.48	2		2.10
80	1129.9	C25	25	25/1	1900	3100	3900	5550	261.89	2		1.68
71	1265.5	C28	28	28/1	1900	3000	3200	5550	257.66	2		1.50
57	1581.9	C35	35	35/1	1900	3000	3900	5550	257.36	2		1.20
50	1807.9	C40	40	40/1	1900	3000	3000	5550	255.08	2		1.05

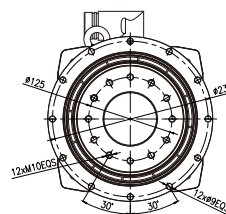
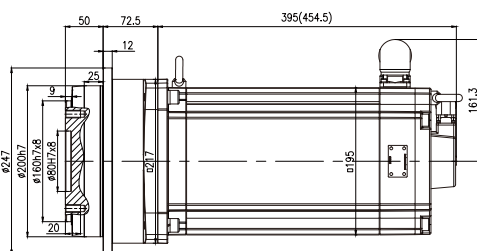
行星精密齿轮伺服马达订货号	伺服驱动器订货号			伺服马达线缆配置订货号		伺服驱动器 制动电阻订货号
	控制模块	功率模块	操作面板	伺服马达 动力线	伺服马达 信号线	
Planetary precision servo gearmotor Order number	Servo Drive Order Number			Servo Motor Cable Configuration Order Number		Servo Drive Braking Resistor Order Number
	Control module	Power module	Operator panel	Servo motor power line	Servo motor Signal line	
PX105T□-B40-□□1□-MX100L1E20FP1	AX-□□-□□-PE	AX-PM26-B3C15-□	A1-0P25	A1-H□□-A40-□□□	A1-H17-A□□-□□□	A1-H02-A80-K-C36
PX105T□-B50-□□1□-MX100L1E20FP1	AX-□□-□□-PE	AX-PM26-B3C15-□	A1-0P25	A1-H□□-A40-□□□	A1-H17-A□□-□□□	A1-H02-A80-K-C36
PX107T□-B70-□□1□-MX100L1E20LP1	AX-□□-□□-PE	AX-PM26-B3C15-□	A1-0P25	A1-H□□-A40-□□□	A1-H17-A□□-□□□	A1-H02-A80-K-C36
PX107T□-C10-□□1□-MX100L1E20LP2	AX-□□-□□-PE	AX-PM26-B3C15-□	A1-0P25	A1-H□□-A40-□□□	A1-H17-A□□-□□□	A1-H02-A80-K-C36
PX207T□-C16-□□1□-MX100L1E20FP2	AX-□□-□□-PE	AX-PM26-B3C15-□	A1-0P25	A1-H□□-A40-□□□	A1-H17-A□□-□□□	A1-H02-A80-K-C36
PX207T□-C20-□□1□-MX100L1E20FP2	AX-□□-□□-PE	AX-PM26-B3C15-□	A1-0P25	A1-H□□-A40-□□□	A1-H17-A□□-□□□	A1-H02-A80-K-C36
PX207T□-C25-□□1□-MX100L1E20FP2	AX-□□-□□-PE	AX-PM26-B3C15-□	A1-0P25	A1-H□□-A40-□□□	A1-H17-A□□-□□□	A1-H02-A80-K-C36
PX207T□-C28-□□1□-MX100L1E20FP3	AX-□□-□□-PE	AX-PM26-B3C15-□	A1-0P25	A1-H□□-A40-□□□	A1-H17-A□□-□□□	A1-H02-A80-K-C36
PX207T□-C35-□□1□-MX100L1E20FP3	AX-□□-□□-PE	AX-PM26-B3C15-□	A1-0P25	A1-H□□-A40-□□□	A1-H17-A□□-□□□	A1-H02-A80-K-C36
PX207T□-C40-□□1□-MX100L1E20FP4	AX-□□-□□-PE	AX-PM26-B3C15-□	A1-0P25	A1-H□□-A40-□□□	A1-H17-A□□-□□□	A1-H02-A80-K-C36

CM55	EA EtherCAT	Without built-in N	Without brake 18	(Length 3m)B30	Without 10	B30(Length 3m)
	PA PROFINET	filter	With brake 16	(Length 5m)B50	battery box	B50(Length 5m)
		With built-in F		(Length 7m)B70	With 11	B70(Length 7m)
CM51	PN PROFINET	filter		(Length 10m)C10	battery box	C10(Length 10m)
Note:	CM51 only supports PROFINET communication	Note:		(Length 15m)C15		C15(Length 15m)
		PM26 Power Module with built-in filter, long lead times for this configuration.		(Length 20m)C20		C20(Length 20m)
				(Length 30m)C30	Without 12	C30(Length 30m)
				(Length 40m)C40	battery box	C40(Length 40m)
				(Length 50m)C50	With 13	C50(Length 50m)
					battery box	
					Note:	
						≤20m Signal cable A10/A11;
						>20m Signal cable A12/A13.

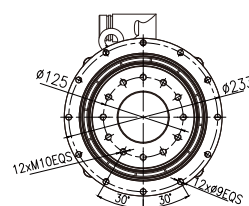
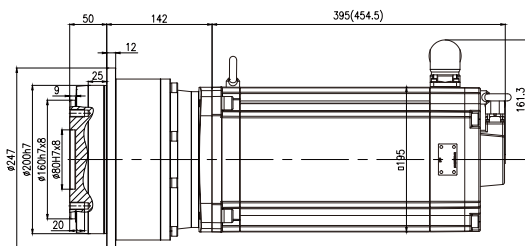
MX100L Outline dimension diagram (mm)



PX105TF-□-□□1□-MX100L1E20□P□



PX107TF-□-□□1□-MX100L1E20□P□

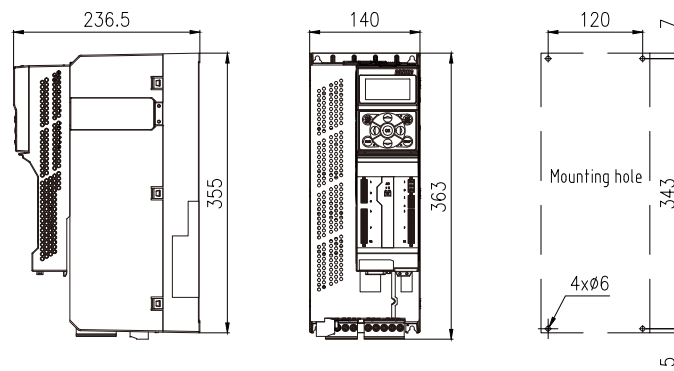


PX207TF-□-□□1□-MX100L1E20□P□

注： () 为带制动器尺寸

Note: () is the size with brake.

Outline dimension diagram of the equipped servo driver



Control module: AX-CM55-PA-PE(ProfiNet)
 or AX-CM55-EA-PE(EtherCAT)
 Power module: AX-PM26-B3C15-N(Without built-in filter)
 or AX-PM26-B3C15-F(With built-in filter)
 Operator module: A1-OP25

9 输出轴允许的 轴向力和径向力

9 Permissible axial and radial forces on the output shaft

输出轴 载荷	Output shaft load	代号 Code	单位 Unit	PX102T PX202T	PX103T PX203T	PX104T PX204T	PX105T PX205T	PX107T PX207T
20000h 的径向力	Radial force for 20000h	$F_{r20000h}$	N	1750	3050	4550	7050	22300
20000h 的轴向力	Axial force for 20000h	$F_{a20000h}$		2700	5050	6900	11650	18150
30000h 的径向力	Radial force for 30000h	$F_{r30000h}$		1550	2700	4000	6250	19750
30000h 的轴向力	Axial force for 30000h	$F_{a30000h}$	Nm	2400	4500	6100	10300	16050
20000h 的侧倾力矩	Tilting moment for 20000h	$M_{k20000h}$		111	258	484	592	2410
30000h 的侧倾力矩	Tilting moment for 30000h	$M_{k20000h}$		98	228	429	524	2133

10 重量表

10 Weight table

		PX(T) 行星齿轮箱重量表 (Kg)			PX(T) Planetary Gearbox Weight table(Kg)		
机座号	Frame size	PX102T	PX103T	PX104T	PX105T	PX107T	
重量	Weight	1.2	3.3	5.7	10.5	26	
机座	Frame size	PX202T	PX203T	PX204T	PX205T	PX207T	
重量	Weight	1.4	3.7	7.1	13.5	38	

		直连MX伺服马达重量表 (Kg)										Directly connected MX servo motor weight table(Kg)		
机座号	Framesize	MX 028S1	MX 028M1	MX 036S1	MX 036M1	MX 048S1	MX 048M1	MX 063S1	MX 063M1	MX 080S1	MX 080M1	MX 100S1	MX 100M1	MX 100L1
额定功率(KW)		0.38	0.54	0.66	0.8	1.32	1.55	1.7	2.76	3.24	5.03	5.03	7.96	10.06
不带制动	Withoutbrake	1.8	2.4	2.7	3.9	4.5	7	7.1	10.9	13.6	21.9	25.6	42.4	58.5
带制动		2	2.7	3.1	4.3	5.2	7.7	8	11.8	14.3	23.9	27	47.2	63

伺服驱动器

Servo Drive

11 驱动器概述

11 Servo drive overview

AX精准系列伺服驱动器是专为高性能伺服应用设计的模块化伺服驱动器，搭配CM55/CM51控制模块，和适配不同功率伺服马达的功率模块及一些可选附件组成，灵活的模块化为使用者的系统设计及应用提供更丰富的选择。

AX precision series servo drive is modular designed for high-performance servo applications, consisting of a CM55/CM51 control module, a power module adapted to different power motors, and some optional accessories. AX series servo drive provides users with richer options for system design and application though its flexible modularization feature. AX servo drive can achieve accurate position, speed, and torque control when combined with the MX permanent magnet synchronous servo motor, as well as drive the Boneng asynchronous motor to achieve accurate asynchronous servo control.

AX伺服驱动器配合MX永磁同步伺服马达，可以做到精准的位置、速度、扭矩控制，AX伺服驱动器也可以驱动博能异步马达，实现精确的异步伺服控制。

The AX servo drive consist of three parts:

AX精准系列伺服驱动器由三部分组成:



操作面板(OP25)或上位机调试软件BonengDrivesoft：操作面板或上位机调试软件可以为用户提供方便快捷的参数设定方法，支持汉字显示，更简单易懂的信息反馈，及高级示波器检测诊断功能。

Operation panel (OP25) or desktop software BongDrivesoft: operation panel and desktop software can provide users with convenient and efficient methods for parameters configuration. The OP25 and BonengDrivesoft can display in English and Chinese, and the BonengDrivesoft can also provide users with advanced functions such as oscilloscope, condition monitoring and diagnosis, and etc.

控制模块(CM51/CM55)：控制模块为用户提供丰富的控制接口，输入输出端子，模拟信号，及通讯等，且通过多种方式可对所接入的马达进行控制和监视。

Control module CM51/CM55: The control module contains a wealth of control interfaces, input and output terminals, analog signals, and can support communication bus control, which control the motor connected through the Power module.

功率模块(PM26)：书本型功率模块功率范围从0.75kW-132kW，支持多种控制模块，使马达调速变得简单且灵活，且包含了完备的驱动器保护功能。

Power module (PM26) : The power module has a power range from 0.75kW to 132kW, supports a variety of modules, which makes spindle speed adjustment easy and flexible. In addition, complete driver and motor protection functions are available for the power module.

12 驱动器整机安装尺寸图

12 Drive full machine mounting size

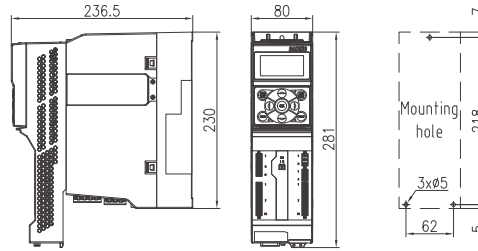
12.1 OP25+CM55+PM26

12.1 OP25+CM55+PM26

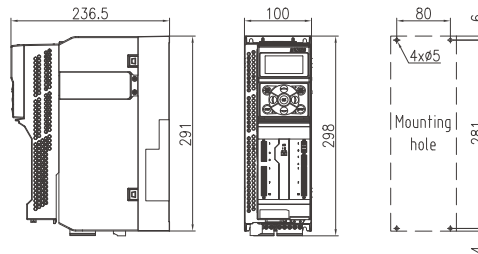
OP25+CM55+PM26组合的整机外形图及安装尺寸图，B1-B6功率范围，单位：mm

The overall appearance and installation dimension of OP25+CM55+PM26 combination, B1-B6 power range, with unit: mm.

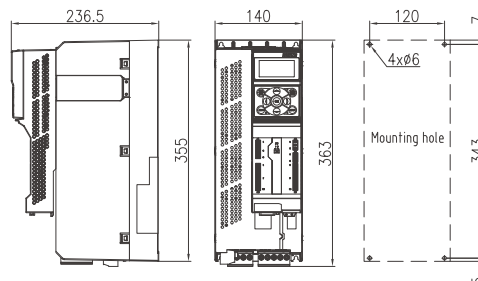
B1(0.75kW-3kW):



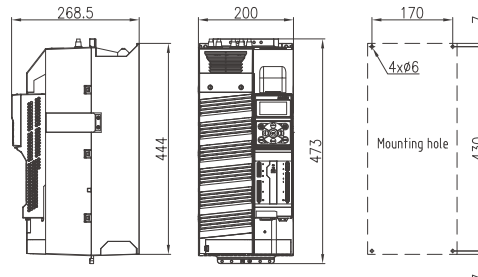
B2(4kW-7.5kW)



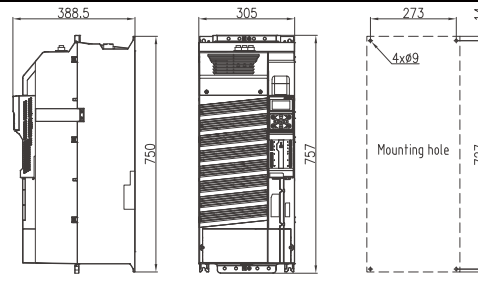
B3(11kW-15kW)



B4(18.5kW-37kW)



B6(45kW-132kW)



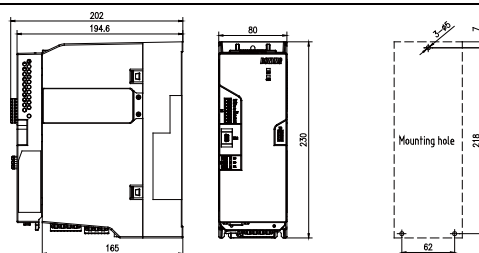
12.2 CM51+PM26

CM51+PM26组合的整机外形图及安装尺寸图，B1-B6功率范围，单位：mm

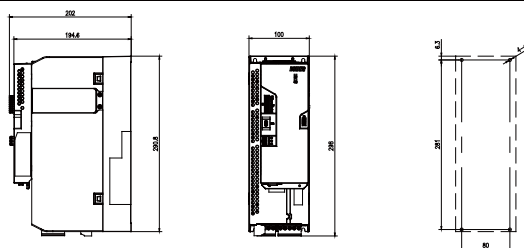
12.2 CM51+PM26

The overall appearance and installation dimension of CM51+PM26 combination, B1-B6 power range, with unit: mm

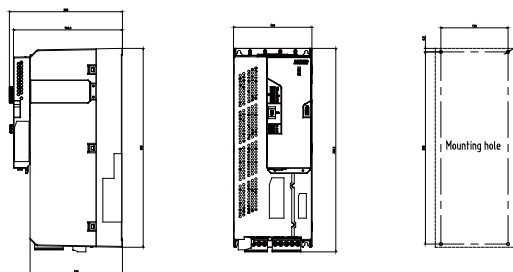
B1(0.75kW-3kW):



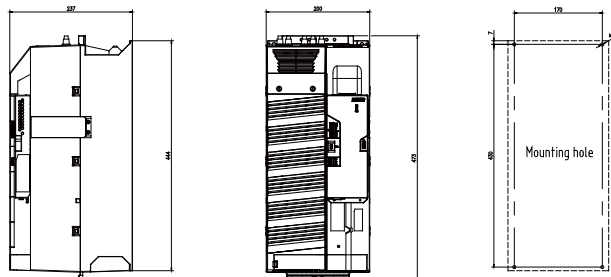
B2(4kW-7.5kW)



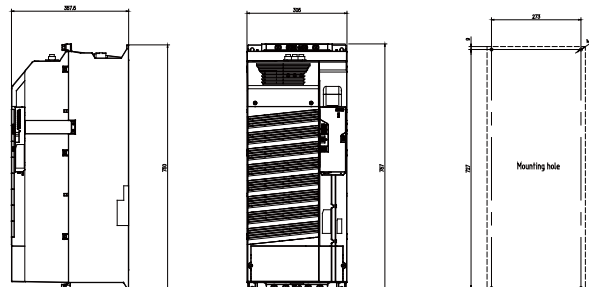
B3(11kW-15kW)



B4(18.5kW-37kW)



B6(45kW-132kW)



13 驱动器控制模块

13.1 控制模块CM55

13.1.1 概述

CM55模块是专为总线型伺服系统应用而设计的控制模块，支持EtherCAT及PROFINET通讯，PROFINET通讯支持RT及IRT应用，除了标准的同步伺服电机为还支持异步伺服定位。



CM55控制模块

13 Control module

13.1 Control module CM55

13.1.1 Information

The CM55 module is a control module designed specifically for bus type servo system applications, supporting EtherCAT and PROFINET communication. PROFINET communication supports RT and IRT applications, and in addition to standard synchronous servo motors, it also supports asynchronous servo positioning.

CM55 control module

13.1.2 控制模块型号表示方法

博能精准系列伺服驱动器

控制模块

通讯协议

EA=EtherCAT及博能自定义通讯DriveLink
PA=PROFINET及博能自定义通讯DriveLink

编码器接口

PE=增量式/绝对值编码器

控制模块订货号

13.1.2 Designation rules and nameplate for control module

Boneng AX-series precision servo drive

Control module

Communication protocol

EA=EtherCAT and Boneng defined DriveLink.
PA=PROFINET and Boneng defined DriveLink

Encoder Interface

PE=photoelectric incremental /absolute encoder

AX - CM55 - PA - PE

Control module order number

型号 Model	接口类型描述	Interface type description
AX-CM55-EA-PE	支持EtherCAT及博能自定义DriveLink通讯, 增量/绝对式光电编码器	Support EtherCAT and Boneng defined DriveLink, incremental /absoluteoptical encoder.
AX-CM55-PA-PE	支持PROFINET及博能自定义DriveLink通讯, 增量/绝对式光电编码器	Support PROFINET and Boneng defined DriveLink, incremental /absoluteoptical encoder.

13.1.3 控制模块技术参数

13.1.3 Technical date

功能	Functions		
总线接口	Bus interface	AX-CM55-PA-PE	AX-CM55-PA-PE
		AX-CM55-EA-PE	AX-CM55-EA-PE
工作电源	Power supply	功率模块供电	By power module
		外部端子供电	By external terminals
输出电源	Power output	+24V输出	+24V output
		+10V输出	+10V output
		DB15接口编码器电源	DB15 encoder power supply
		RJ45接口编码器电源	RJ45 encoder power supply
数字量输入	Digital input	11个 (DI0_DI10)	11 (DI0_DI10)
数字量输出	Digital output	1个继电器 (DO0)	1 relay (DO0)
数字量输入/输出	Bidirectional digital input and output	8个 (DIO20_DIO27)	8 (DIO20_DIO27)
模拟量输入	Analog input	1个 (AI0)	1 (AI0)
温度传感器	Temperature sensor	2个	2
编码器信号输入	Encoder interface	ABZ	ABZ
		BISS-C	BISS-C
		RS485	RS485
USB接口	USB interface	1个	1
指示灯	Status LEDs	2个双色指示灯	2two-color LEDs
		3个单色指示灯	3single-color LEDs
键盘接口	Keyboard interface	支持OP25	OP25 supported
工作温度	Use ambient temperature	-20°C … +50°C	-20°C … +50°C
存储温度	Storage temperature	-40°C … +70°C	-40°C … +70°C
相对空气湿度	Environment humidity	<95%	<95%
污染	Pollution	符合IEC 61800-5-1	IEC 61800-5-1
电磁兼容性	Electromagnetic compatibility	符合IEC 61800-3	IEC 61800-3

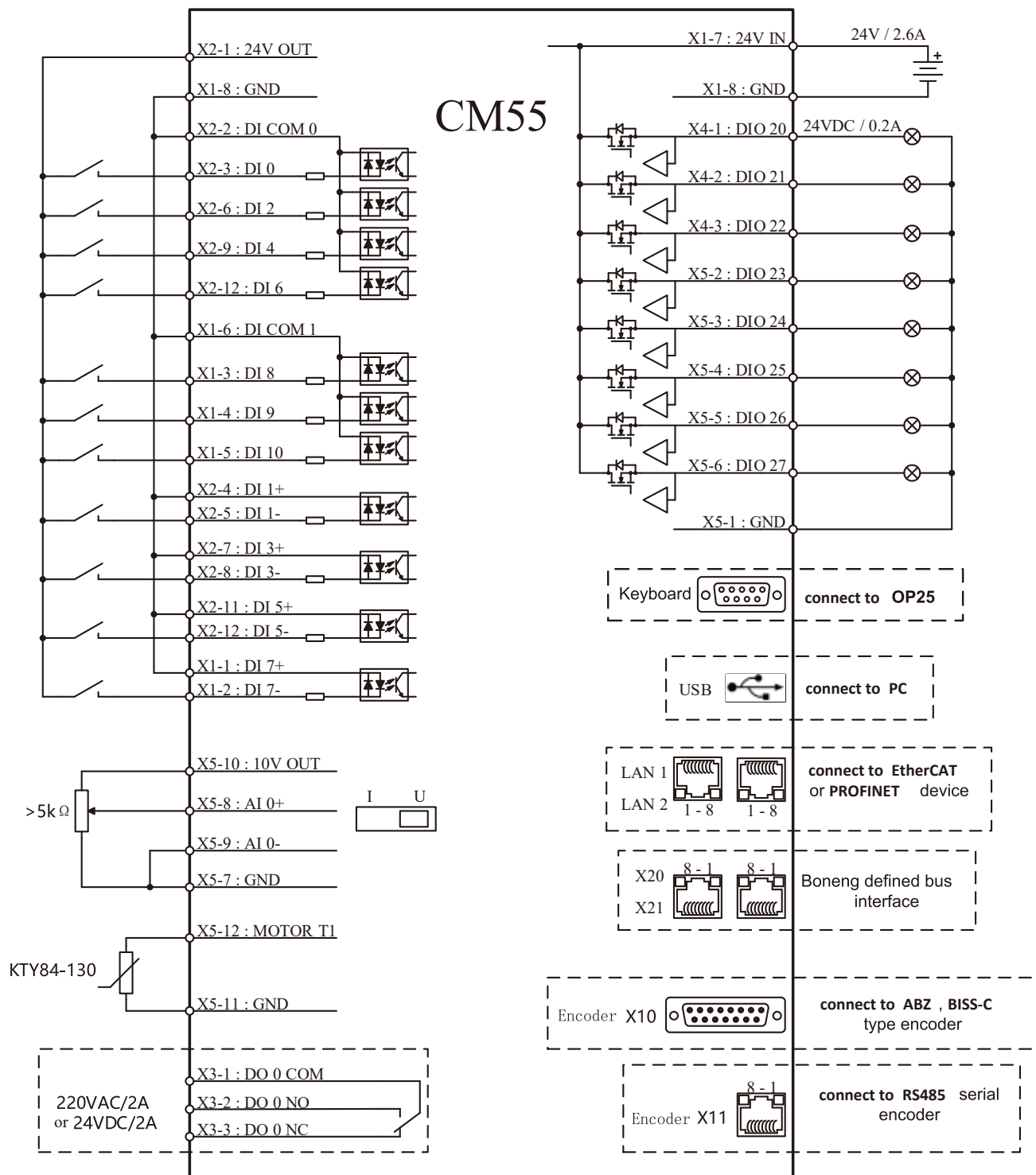
技术数据	Technical data
<ul style="list-style-type: none"> 支持PROFINET、DriveLink RJ45接口 	<ul style="list-style-type: none"> PROFINET, DriveLink bus RJ45 interface
<ul style="list-style-type: none"> 支持EtherCAT、DriveLink RJ45接口 	<ul style="list-style-type: none"> EtherCAT, DriveLink bus RJ45 interface
<ul style="list-style-type: none"> 数字量输入/输出端子作为输出使用时需外接24V电源 	<ul style="list-style-type: none"> DI/DO terminal as an output,an external 24v power supply is required
<ul style="list-style-type: none"> 电压范围: DC 20.8 ... 28.8V 最大电流: 2.6A 	<ul style="list-style-type: none"> Voltage range: DC 20.8~28.8V Maximum current: 2.6A
<ul style="list-style-type: none"> 电压范围: DC 18V ... 26.8V 最大电流: 200mA 	<ul style="list-style-type: none"> Voltage range:DC 18V~26.8V Maximum current: 200mA
<ul style="list-style-type: none"> 电压范围: DC 9.5V ... 10.5V 最大电流: 40mA 	<ul style="list-style-type: none"> Voltage range:DC 9.5V~10.5V Maximum current: 40mA
<ul style="list-style-type: none"> 电压: DC 5V或DC 24V 最大电流: 350mA 	<ul style="list-style-type: none"> Voltage: DC 5V or DC 24V Maximum current: 350mA
<ul style="list-style-type: none"> 电压: DC 5V 最大电流: 200mA 	<ul style="list-style-type: none"> Voltage: DC 5V Maximum current: 200mA
<ul style="list-style-type: none"> DI1、DI3、DI5、DI7为非公共端子类型 DI0、DI2、DI4、DI6公共端子DICO M0 DI8、DI9、DI10公共端子DICO M1 电气隔离 支持Source和Sink模式 电压: DC 24V、AC 36V "1"信号电压: >11V "0"信号电压: <5V 24V典型电流: 4mA 响应时间: 6ms (含软件滤波) 	<ul style="list-style-type: none"> Differential inputs: DI1、DI3、DI5、DI7 Single inputs: DI0、DI2、DI4、DI6 share DICO M0 Single inputs: DI8、DI9、DI10 share DICO M1 Electrical isolation Support Source and Sink mode Voltage: DC 24V, AC 36V Level"1"voltage: > 11V Level"0"voltage: <5V 24V typical current: 4mA Response time: 6ms(Including software filter)
<ul style="list-style-type: none"> 电压: DC 24V、AC 220V 连续电流: 2A 切换电流: 2A 触点类型: 1常开1常闭 	<ul style="list-style-type: none"> Voltage: DC 24V、AC 220V Continous current: 2A Switching current: 2A Contact type: 1 nomally open and 1 close
<ul style="list-style-type: none"> 电压: 最大DC 30V 电流: 输出最大200mA, 24V输入典型4mA 频率: 最大100Hz 输入"1"信号电压: >15V 输入"0"信号电压: <5V 非电气隔离 外部供电端子需接24V 	<ul style="list-style-type: none"> Voltage: DC 30V maximum Current: output 200mA maximum, 24V input typical 4mA Frequency:100Hz maximum Input level"1" voltage: >15V Input level"0"voltage: <5V Non-electrically isolated 24V power supply is needed for DIO
<ul style="list-style-type: none"> 差分输入 拨码开关切换电压和电流模式 电压型支持-10V ... +10V、0V ... 10V 电流型支持0mA ... 20mA、4mA ... 20mA 电流型内阻250Ω 响应时间: 2ms (含软件滤波) 精度: ±1% 	<ul style="list-style-type: none"> Differential input Dip switch to choose voltage and current mode Voltage range(voltage mode): -10V~+10V、0V~10V Current range(current mode): 0mA~20mA、4mA~20mA Internal resistance in current mode: 250Ω Response time: 2ms(including software filter) Precision:±1%
<ul style="list-style-type: none"> 分别位于端子X5和X11 支持KTY84-130、PTC 支持24V的单端信号、5V和24V的差分信号 	<ul style="list-style-type: none"> Respectively at the X5and X11 Support KTY84-130、PTC 24V single-ended signal.5V and 24V differential signal
<ul style="list-style-type: none"> 输入频率: 最大250kHz 断线侦测: 仅支持差分类型 	<ul style="list-style-type: none"> Input frequency:250kHz maximum Disconnection detection: only support differential mode
<ul style="list-style-type: none"> 最大长度: 5V差分类型100m 24V开集极类型50m 24V推挽类型100m 24V差分类型300m 	<ul style="list-style-type: none"> Maximum wire length: 5V differential mode: 100m 24V open-collector type: 50m 24V push-pull: 100m 24V differential mode: 300m
<ul style="list-style-type: none"> 波特率: 最大4Mbps 最大长度: 500kbps时100m 	<ul style="list-style-type: none"> Baud rate: 4 Mbps maximum Maximum wire length: 100m at 500 kbps
<ul style="list-style-type: none"> 波特率: 最大2.5Mbps 最大长度: 500kbps时100m 	<ul style="list-style-type: none"> Baud rate: 2.5 Mbps maximum Maximum wire length: 100m at 500kbps
<ul style="list-style-type: none"> USB 2.0 Mini-B 	<ul style="list-style-type: none"> USB 2.0 Mini-B
<ul style="list-style-type: none"> RDY指示灯: 红绿双色 BF指示灯: 红绿双色 	<ul style="list-style-type: none"> RDY LED: red and green BF LED: red and green
<ul style="list-style-type: none"> SAFE指示灯: 黄色 LNK1指示灯: 绿色 LNK2指示灯: 绿色 	<ul style="list-style-type: none"> SAFE LED: yellow LNKI LED: green LNK2 LED: green
<ul style="list-style-type: none"> 可直接安装或外引安装 	<ul style="list-style-type: none"> Install directly or external with extension cable
不允许有凝露	Condensation prohibited
适用于污染等级2的环境	Pollution degree: level 2

13.1.4 控制模块电气连接

13.1.4 Control module wiring

13.1.4.1 控制模块接线示意图

13.1.4.1 Control module wiring example

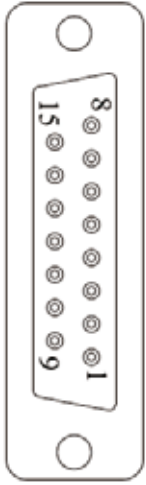


13.1.4.2 编码器接口信号定义

13.1.4.2 Encoder interface

a)编码器接口(X10)信号定义

a) Encoder interface(X10) signals

	Pin.	信号说明	Signal description
	1	BISS-C的数据+	BISS-C data+
	2	BISS-C的时钟+	BISS-C clock+
	3	BISS-C的时钟-	BISS-C clock-
	4	编码器电源(5V或24V)	Encoder power supply(5V or 24V)
	5	编码器电源(5V或24V)	Encoder power supply(5V or 24V)
	6	编码器电源侦测输入	Encoder power detection input
	7	电源地	Power ground
	8	BISS-C的数据-	BISS-C data-
	9	编码器电源侦测输入接地	Encoder power detection ground
	10	增量式信号Z+	Incremental type Z+
	11	增量式信号Z-	Incremental type Z-
	12	增量式信号B-	Incremental type B-
	13	增量式信号B+	Incremental type B+
	14	增量式信号A-	Incremental type A-
15	增量式信号A+	Incremental type A+	

b)编码器接口(X11)信号定义

b)Encoder interface(X11) signals

	Pin.	信号说明	Signal description
	1	KTY84-130或PTC输入	KTY84-130/PTC input
	2	KTY84-130或PTC的接地	KTY84-130/PTC ground
	3	—	—
	4	RS485信号B	RS485 signal B
	5	RS485信号A	RS485 signal A
	6	—	—
	7	编码器电源(5V)	Encoder power supply(5V)
8	编码器电源地	Power ground	

13.2 控制模块CM51

13.2.1 概述

CM51模块是精简输入输出接口后，专为总线型伺服系统应用而设计的控制模块，支持PROFINET总线及RT, IRT应用，且支持同步伺服及异步伺服控制。



CM51 模块

13.2 Control module CM51

13.2.1 General information

The CM51 module is a control module designed specifically for bus type servo system applications after simplifying the input and output interfaces. It supports PROFINET bus and RT, IRT applications, as well as synchronous and asynchronous servo control.

CM51 module

13.2.3 CM51控制模块技术参数

13.2.3 CM51 Technical data

功能	Functions		
总线接口	Bus interface	AX-CM51-PN-PE	AX-CM51-PN-PE
工作电源	Power supply	功率模块供电	By power module
		外部端子供电	By external terminals
输出电源	Power output	+24V输出	+24V output
		DB9接口编码器电源	DB9 encoder power supply
		RJ45接口编码器电源	RJ45 encoder power supply
数字量输入	Digital input	2个	2
数字量输出	Digital output	1个继电器 (DO0)	1 relay (DO0)
温度传感器	Temperature sensor	1个	1
编码器信号输入	Encoder interface	ABZ	ABZ
		RS485	RS485
USB接口	USB interface	1个	1
指示灯	Status LEDs	2个双色指示灯	2two-color LEDs
键盘接口	Keyboard interface	支持OP25	OP25 supported
工作温度	Use ambient temperature	-20°C ... +50°C	-20°C ... +50°C
存储温度	Storage temperature	-40°C ... +70°C	-40°C ... +70°C
相对空气湿度	Environment humidity	<95%	<95%
污染	Pollution	符合IEC 61800-5-1	IEC 61800-5-1
电磁兼容性	Electromagnetic compatibility	符合IEC 61800-3	IEC 61800-3

13.2.2 控制模块型号表示方法

13.2.2 Designation rules and nameplate for control module

博能精准系列伺服驱动器

Boneng AX-series precision servo drive

控制模块

Control module

通讯协议

Communication protocol

PN = PROFINET

PN = PROFINET

编码器接口

Encoder Interface

PE=增量式/绝对值编码器

PE=photoelectric incremental /absolute encoder

AX-CM51-PN-PE

订货号

Order number

型号 Model	接口类型描述	Interface type description
AX-CM51-PN-PE	支持PROFINET通讯, 增量/绝对式光电编码器	Support PROFINET, incremental / absoluteoptical encoder

技术数据

Technical data

- 支持PROFINET
- RJ45接口

- PROFINET
- RJ45 interface

- DC 24V/0.6A

- DC 24V/0.6A

- 电压范围: DC 20.8 ... 28.8V
- 最大电流: 0.6A

- Voltage range: DC 20.8~28.8V
- Maximum current: 0.6A

- 电压范围: DC 18V ... 26.8V
- 最大电流: 100mA

- Voltage range:DC 18V~26.8V
- Maximum current: 100mA

- 电压: DC 24V
- 最大电流: 200mA

- Voltage: DC 24V
- Maximum current: 200mA

- 电压: DC 5V
- 最大电流: 200mA

- Voltage: DC 5V
- Maximum current: 200mA

- DI0、DI1公共端子M0
- 电气隔离
- 支持Source和Sink模式
- 电压: DC 24V
- "1"信号电压: >11V
- "0"信号电压: <5V
- 24V典型电流: 4mA
- 响应时间: 6ms (含软件滤波)

- Single inputs: DI0、DI1 share M0
- Electrical isolation
- Support Source and Sink mode
- Voltage: DC 24V
- Level"1"voltage: >11V
- Level"0"voltage: <5V
- 24V typical current: 4mA
- Response time: 6ms (Including software filter)

- 电压: DC 24V、AC 220V
- 连续电流: 2A
- 切换电流: 2A
- 触点类型: 1常开1常闭

- Voltage: DC 24V、AC 220V
- Continuous current: 2A
- Switching current: 2A
- Contact type: 1 normally open and 1 close

- 位于RS485类型编码器端子X11
- 支持KTY84-130、PTC

- Respectively at the X11
- Support KTY84-130、PTC

- 支持24V的差分信号
- 输入频率: 最大250kHz
- 最大长度: 300m

- 24V differential signal
- Input frequency: 250kHz maximum
- Maximum wire length: 300m

- 波特率: 最大2.5Mbps
- 最大长度: 500kbps时100m

- Baud rate: 2.5 Mbps maximum
- Maximum wire length: 100m at 500kbps

- USB 2.0
- Mini-B

- USB 2.0
- Mini-B

- RDY指示灯: 红绿双色
- COM指示灯: 红绿双色

- RDY LED: red and green
- COM LED: red and green

- 仅支持外引安装

- Only external with extension cable

不允许有凝露

Condensation prohibited

适用于污染等级2的环境

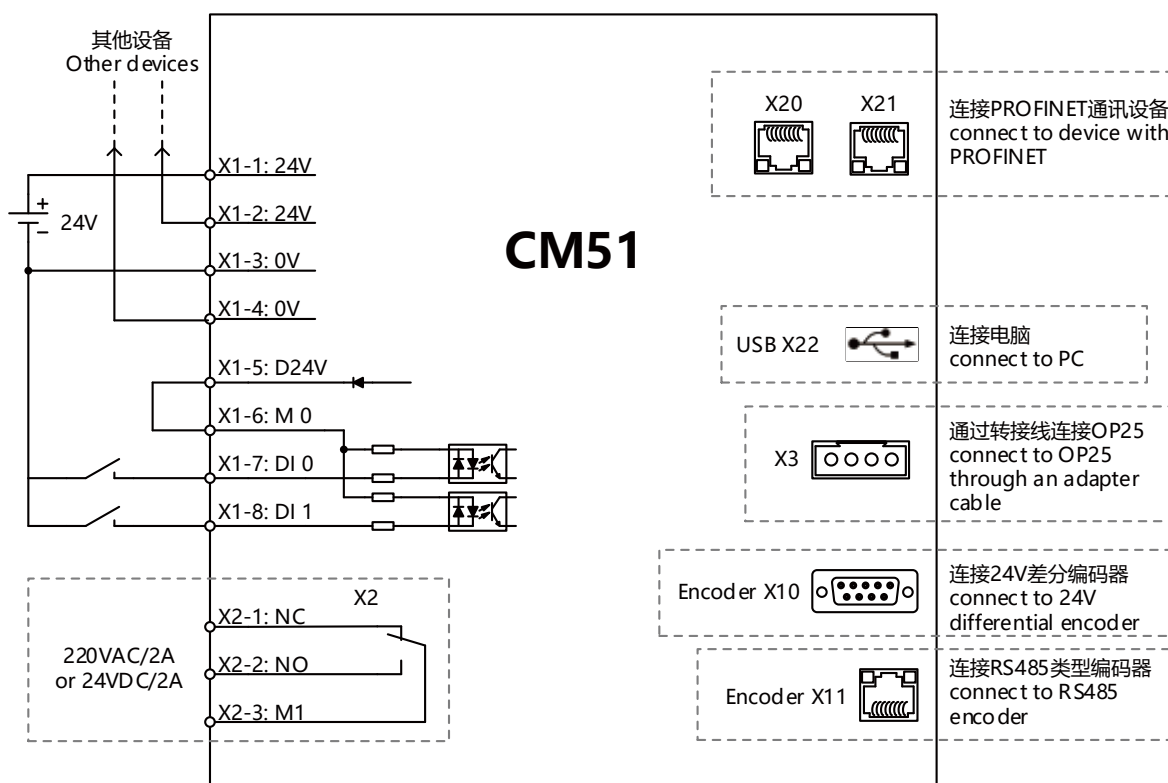
Pollution degree: level 2

13.2.4 控制模块电气连接

13.2.4 Control module wiring

13.2.4.1 控制模块接线示意图

13.2.4.1 Control module wiring example



13.2.4.2 编码器接口信号定义

13.2.4.2 Encoder interface

a) 编码器接口(X10)信号定义

a) Encoder interface(X10) signals

	Pin.	信号说明	Signal description
	1	编码器信号Z+	Incremental type Z+
	2	编码器信号Z-	Incremental type Z-
	3	编码器信号B+	Incremental type B+
	4	编码器信号A+	Incremental type A+
	5	编码器电源地	Power ground
	6	-	-
	7	编码器信号B-	Incremental type B-
	8	编码器信号A-	Incremental type A-
	9	编码器电源 (24V)	Encoder power supply (24V)

b) 编码器接口(X11)信号定义

b) Encoder interface(X11) signals

	Pin.	信号说明	Signal description
	1	KTY84-130或PTC输入	KTY84-130/PTC input
	2	KTY84-130或PTC的接地	KTY84-130/PTC ground
	3	—	—
	4	RS485信号B	RS485 signal B
	5	RS485信号A	RS485 signal A
	6	—	—
	7	编码器电源(5V)	Encoder power supply(5V)
8	编码器电源地	Power ground	

14 驱动器功率模块

14 Power module

14.1 功率模块概述

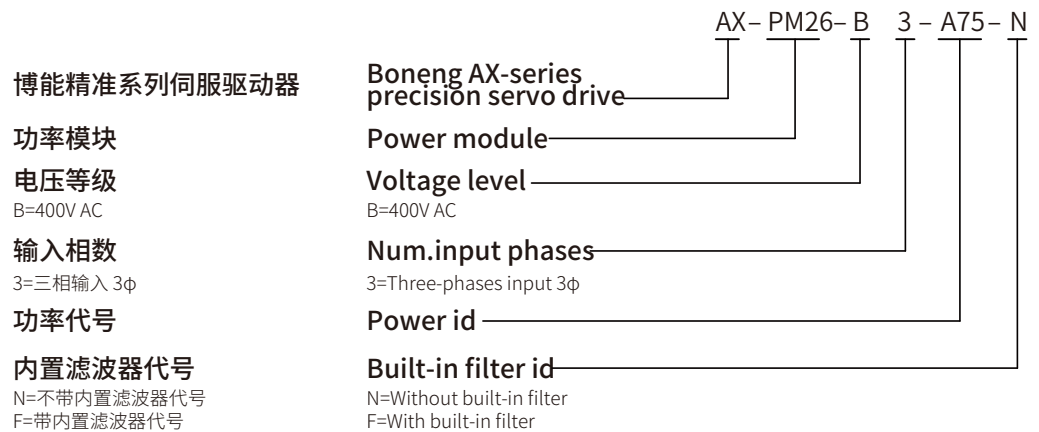
14.1 General information

伺服驱动器功率模块AX-PM26的功率范围为0.75kW-132kW,可适配博能MX系列伺服马达,用户无需担心MX伺服马达和AX-PM26的选型匹配问题,只需要按样本前面章节中厂家推荐的默认选型匹配表进行匹配即可。AX-PM26伺服功率模块匹配AX-CM55伺服控制模块,构成了博能精准定位的伺服驱动器。

The power module AX-PM26 has a power range from 0.75 kW to 132 kW, can be adapted to the MX-series motor, which makes it easily for users to choose motor and AX-PM26(just select as what recommended in the default model matching table) without worrying about matching problems. The AX-PM26 can be matched to AX-CM55 to form a precisely positioned servo drive.

14.2 功率模块型号表示方法

14.2 Designation rules and nameplate for power module



功率模块订货数据

Power module order number

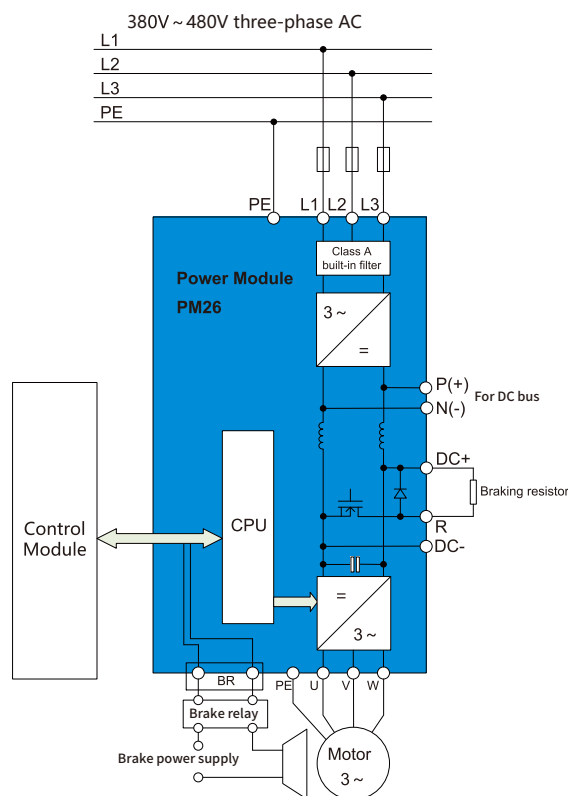
380~480V 3AC输入					380~480V 3AC input	
额定数据			Rated data		外形尺寸	型号
额定功率(kW)	Rated Power(kW)	额定电流(A)	额定电流(A)	Rated Current(A)		
0.75			1.25		B1	无内置滤波器 No built-in filter
1.5			2.42			AX-PM26-B3A75-N
2.2			3.43			AX-PM26-B3B15-N
3			4.51			AX-PM26-B3B22-N
4			5.93		B2	AX-PM26-B3B30-N
5.5			7.69			AX-PM26-B3B40-N
7.5			10.53			AX-PM26-B3B55-N
11			15.2		B3	AX-PM26-B3B75-N
15			18.71			AX-PM26-B3C11-N
18.5			22.22		B4	AX-PM26-B3C15-N
22			26.32			AX-PM26-B3C18-N
30			35.09			AX-PM26-B3C22-N
37			43.86			AX-PM26-B3C30-N
45			52.63		B6	AX-PM26-B3C37-N
55			64.33			AX-PM26-B3C45-N
75			84.79			AX-PM26-B3C55-N
90			104.09			AX-PM26-B3C75-N
110			119.88			AX-PM26-B3C90-N
132			146.2			AX-PM26-B3D11-N

注:(带内置滤波器的功率模块PM26无现货库存, 如需要, 请咨询厂家。)

Note: PM26 with built-in filter is out of stock, contact us if need.

14.3 功率模块电气连接

14.3 Power module wiring



注: PM26的BR接口仅在配合控制模块CM55时可用, 配合控制模块CM51时不可用, 可以接端子上的继电器来控制抱闸。

Note: The BR interface of PM26 is only available when working with control module CM55, but not when working with control module CM51. It can be connected to a relay on the terminal to control the holding brake.

14.4 功率模块通用技术参数

14.4 General technical data for power module

		PM26功率模块 (通用参数)	PM26 power module(general parameters)
输入电压	Voltage input	380...480V 3AC ±10%	380...480V 3AC ±10%
输入频率	Input frequency	47...63Hz	47...63Hz
默认载波频率	Default carrier frequency	变频模式: 90kW及以下4kHz,110kW及以上2kHz	Frequency conversion mode: 4 kHz for 90 kW and below; 2 kHz for 110 kW and above.
		伺服模式: 90kW及以下8kHz,110kW及以上4kHz	Servo mode: 8 kHz for 90 kW and below; 4 kHz for 110kW and above.
功率因数	Power factor	0.95	0.95
驱动器效率	Drive efficiency	95...97%	95...97%
过载能力	Overload capacity	在30s周期性冲击负载下, 可实现3倍3s的过载能力	Under 30s periodic impact load,can withstand 3 times the overload for 3s.
电磁兼容	Electromagnetic compatibility	可选符合EN 55011标准的A级滤波器和B级滤波器	Optional A-level and B-level filters complying with EN 55011.
可选制动方式	Optional braking method	●DC制动	直流电流制动, 制动力有限
		●外挂制动单元	直流母线上外接制动单元, 或外挂回馈单元制动
		●内置制动斩波器, 需外接制动电阻	DC current braking, with limited braking force. External braking unit on DC bus /external feedback unit braking. Built-in braking chopper, external resistor is required.
防护等级	Protection level	IP20	IP20
工作温度	Use ambient temperature	-20...+40℃ 无需降额; +40℃...+50℃ 每升高1℃降额1.5%; +50℃...+60℃ 每升高1℃降额5%	-20~+40C: no derating; +40C~+50C: decrease by 1.5% for every 1C increase; +50C~+60C: decrease by 5% for every 1C increase.
存储温度	Storage temperature	-40...+70℃	-40...+70℃
相对湿度	Relative humidity	< 95% RH, 无结露	<95% RH,no condensation
冷却方式	Cooling method	内部风冷	功率部分采用内置风扇强制风冷
安装海拔高度	Installation altitude	海拔1000m以下无需降额; 1000m...4000m 每升高100m降额1%	No derating within 1000m: 1000m_4000m: decrease by 1% for every 100m rise in altitude
标准SCCR	Standard SCCR	小于100kA	Less than 100kA
保护功能	Protective function	●欠电压	●Under voltage
		●过电压	●Over voltage
		●过载	●Overload
		●接地故障	●Ground fault
		●短路	●Short-circuit
		●马达抱闸保护	●Motor braking protection
		●马达过温	●Motor over temperature
		●输出缺相	●Output phase loss
		●变频器过温	●Inverter over temperature

14.5 功率模块详细技术参数

14.5 Detailed technical parameters

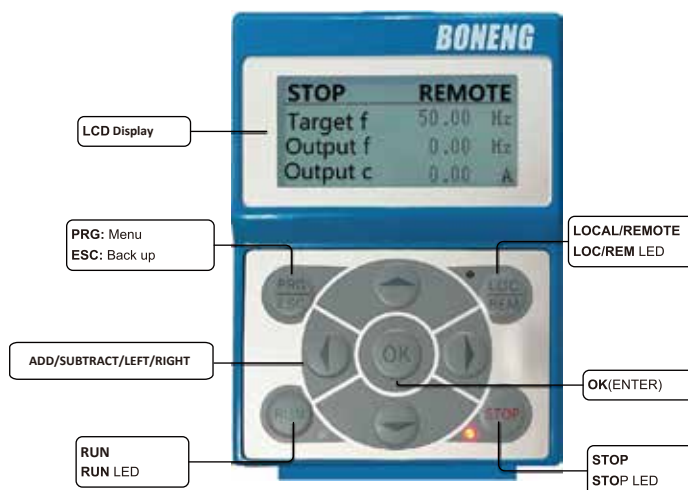
		进线电压380~480V 3AC			Incoming line voltage 380~480V 3AC					
技术参数		Technical data	AX-PM26-B3A75	AX-PM26-B3B15	AX-PM26-B3B22	AX-PM26-B3B30	AX-PM26-B3B40	AX-PM26-B3B55	AX-PM26-B3B75	
额定输出功率 kW		Rated output power kW	0.75	1.5	2.2	3	4	5.5	7.5	
额定输入电流	Rated output current	带进线电抗器A With incoming line reactorA	2.3	4.3	6.1	8	10.4	15.3	18.7	
		不带进线电抗器A Without incoming line reactorA	2.6	4.9	7.6	10.2	13.4	17.2	21.9	
额定输出电流 A		Rated output current A	1.25	2.42	3.43	4.51	5.93	7.69	10.53	
效率η		Efficiencyη	> 0.95							
功率损失kW		Power loss kW	0.1	0.11	0.14	0.16	0.18	0.24	0.3	
冷却风量要求 m ³ /s		Cooling air requirement m ³ /s	0.005			0.024		0.055		
噪声水平 dB(A)		Noise level dB(A)	< 40				< 50			
控制单元接口		Interface with control unit	1							
制动电阻连接电缆的最大长度m		Maxi mumcable length ofbrakingresistor m	15							
进线电源连接	Power supply wiring	L1、L2、L3	螺钉端子 Screw terminal							
		电缆截面积mm ² Cable sectional Aera mm ²	1~2.5				2.5~6			
马达连接	Motor wiring	U、V、W	螺钉端子 Screw terminal							
		电缆截面积mm ² Cable sectional Aera mm ²	1~2.5				2.5~6			
直流母线连接(制动电阻的连接)	DC bus connection (connection of braking resistor)	DC+、DC-、R	螺钉端子 Screw terminal							
		电缆截面积mm ² Cable sectional Aera mm ²	1~2.5				2.5~6			
PE连接		PE connection	外壳上的M4螺钉 M4 screws on the housing							
最大马达电缆长度	Maximum motor cable length	屏蔽电缆 m Shielded cable m	50							
		非屏蔽电缆 m Unshielded cable m	100							
防护等级		Protection level	IP20							
外形尺寸		Dimensions	B1				B2			
大约重量 kg		Weight kg	1.7				2.8			

AX-PM26-B3C11	AX-PM26-B3C15	AX-PM26-B3C18	AX-PM26-B3C22	AX-PM26-B3C30	AX-PM26-B3C37	AX-PM26-B3C45	AX-PM26-B3C55	AX-PM26-B3C75	AX-PM26-B3C90	AX-PM26-B3D11	AX-PM26-B3D13		
11	15	18.5	22	30	37	45	55	75	90	110	132		
26	33	39	46	63	78	86	104	140	172	198	242		
32	39	46	53	73	88	78	94	117	154	189	218		
15.2	18.71	22.22	26.32	35.09	43.86	52.63	64.33	84.79	104.09	119.88	146.2		
> 0.95													
0.4	0.5	0.7	1	1.3	1.67	1.93	2.48	2.3	3.02				
0.055			2x0.055			0.083		0.153					
< 40			< 50			< 75							
1													
15													
螺钉端子						Screw terminal			电缆终端			Cable termination	
4...10			6...25			35...2x120							
螺钉端子						Screw terminal			电缆终端			Cable termination	
4...10			6...25			35...2x120							
螺钉端子													
螺钉端子						Screw terminal			Screw terminal			Screw terminal	
4...10			6...25			25...70							
外壳上的M4螺钉		M4 screws on the housing	外壳上的M5螺钉		M5 screws on the housing	电缆终端			Cable termination				
50													
100													
IP20													
B3			B4			B6							
7			16			65							

15 驱动器操作面板

15.1 操作面板概述

操作面板OP25为驱动器调试提供更加灵活的调试诊断方式，AX系列伺服驱动器可以通过PC及上位机进行调试，也可以使用OP25进行快捷调试。



15 Operation panel

15.1 General information

The AX-series drive can be debugged with either PC-Software (BonengDrivesoft) or Operation Panel(OP25). The operation Panel(OP25) can make drive debugging and diagnosis easier and more flexible.

操作面板订货型号为：
A1-OP25

注：A1-OP25和AX-CM51-PN-PE匹配时，需要通过专用转接线来连接，请直接订购AD-OP25即可，既包含了操作键盘也包含了转接线。

The Operation Panel order number is: A1-OP25

note: When A1-OP25 and AX-CM51-PN-PE are matched, they need to be connected through a dedicated adapter cable. Please order AD-OP25 directly, which includes both the operation keyboard and the adapter cable.

16 驱动器可选件

16.1 制动电阻

制动电阻用于使大转动惯量的负载迅速制动。在马达和负载制动时，动能转换成的再生电能会返回到驱动器中，直流母线电压因此抬高，驱动器将这些再生的能量几乎全部消耗在制动电阻上；400V 50/60Hz AX精准系列伺服驱动器可选的制动电阻推荐规格如下：

16 Options

16.1 Braking Resistor

The braking resistor is used to quickly brake the load with large moment of inertia. When the load and motor brake, the regenerative energy converted from kinetic energy will be returned to the driver, and then the DC bus voltage will be raised. The braking resistor is installed to consume almost all of this part of energy to keep the DC bus voltage level. The recommended model of optional Braking Resistor for 400V-50/60 Hz AX-series servo drives are as follows:

驱动器			允许的最小 制动电阻	推荐值		博能型号	
框架	无内置滤波器型号	有内置滤波器型号		功率(W)	阻值(Ω)	订货号	等效制动电阻
Power module			Minimum allowable resistance value for the brake resistor	Recommend value		BONENG Type	
Frame size	Article number without filter	Article number with filter		Power (W)	Resistance (Ω)	Article number	Equivalent brake resistor
B1	AX-PM26-B3A75-N	AX-PM26-B3A75-F	374Ω	60	750	A1-H02-A06-K-D75	60W 750Ω
	AX-PM26-B3B15-N	AX-PM26-B3B15-F	374Ω	80	390	A1-H02-A08-K-D39	80W 390Ω
	AX-PM26-B3B22-N	AX-PM26-B3B22-F	140Ω	150	180	A1-H02-A15-K-D18	150W 180Ω
	AX-PM26-B3B30-N	AX-PM26-B3B30-F	140Ω	150	180	A1-H02-A15-K-D18	150W 180Ω
B2	AX-PM26-B3B40-N	AX-PM26-B3B40-F	75Ω	300	100	A1-H02-A30-K-D10	300W 100Ω
	AX-PM26-B3B55-N	AX-PM26-B3B55-F	75Ω	300	100	A1-H02-A30-K-D10	300W 100Ω
	AX-PM26-B3B75-N	AX-PM26-B3B75-F	75Ω	400	75	A1-H02-A40-K-C75	400W 75Ω
B3	AX-PM26-B3C11-N	AX-PM26-B3C11-F	30Ω	800	36	A1-H02-A80-K-C36	800W 36Ω
	AX-PM26-B3C15-N	AX-PM26-B3C15-F	30Ω	800	36	A1-H02-A80-K-C36	800W 36Ω
B4	AX-PM26-B3C18-N	AX-PM26-B3C18-F	27Ω	1000	27	A1-H02-B10-K-C27	1000W 27Ω
	AX-PM26-B3C22-N	AX-PM26-B3C22-F	27Ω	1000	27	A1-H02-B10-K-C27	1000W 27Ω
	AX-PM26-B3C30-N	AX-PM26-B3C30-F	15Ω	2000	15	A1-H02-B20-K-C15	2000W 15Ω
	AX-PM26-B3C37-N	AX-PM26-B3C37-F	15Ω	2000	15	A1-H02-B20-K-C15	2000W 15Ω
B6	AX-PM26-B3C45-N	AX-PM26-B3C45-F	10Ω	3000	10	A1-H02-B30-K-C10	3000W 10Ω
	AX-PM26-B3C55-N	AX-PM26-B3C55-F	10Ω	3000	10	A1-H02-B30-K-C10	3000W 10Ω
	AX-PM26-B3C75-N	AX-PM26-B3C75-F	7.1Ω	4000	7.5	A1-H02-B40-K-B75	4000W 7.5Ω
	AX-PM26-B3C90-N	AX-PM26-B3C90-F	7.1Ω	4000	7.5	A1-H02-B40-K-B75	4000W 7.5Ω
	AX-PM26-B3D11-N	AX-PM26-B3D11-F	5Ω	6000	5	A1-H02-B60-K-B50	6000W 5Ω
	AX-PM26-B3D13-N	AX-PM26-B3D13-F	5Ω	6000	5	A1-H02-B60-K-B50	6000W 5Ω

16.2 进线电抗器

当系统的故障率高时，需要加装进线电抗器以保护驱动器不受过大的谐波电流的干扰，改善驱动器的输入侧功率因数；防止过载，并将进线谐波限制在允许的值内，以确保驱动器达到期望的使用寿命。400V 50/60Hz AX精准系列伺服驱动器可选的进线电抗器推荐型号如下表：

16.2 Incoming line reactors

A incoming line reactor is required and needful to prevent the drive from being disturbed by excessive harmonic currents, and improve the input side power factor, when the system has a high failure rate. In addition, the incoming line reactor can limit the line harmonics to allowable values to ensure the drive's expected service life, when the overload occurs. The recommended model of optional incoming line reactors for 400V-50/60 Hz AX-series servo drives are listed below:

驱动器		Drives		进线电抗器 推荐参数		Recommended parameters of reactors		订货 号	Order number
框架 Dimension types	无内置 滤波器 型号	Without built-in filter	额定 电流 (A)	Rated current (A)	电感 (mH)	Rated inductance (A)			
B1	AX-PM26-B3A75-N		2.6		5.9		A1-H12-TB280		
	AX-PM26-B3B15-N		4.9		3.1		A1-H12-TB280		
	AX-PM26-B3B22-N		7.1		2.2		A1-H12-TB200		
	AX-PM26-B3B30-N		9.2		1.7		A1-H12-TB140		
B2	AX-PM26-B3B40-N		12.2		1.3		A1-H12-TA930		
	AX-PM26-B3B55-N		15.8		1		A1-H12-TA700		
	AX-PM26-B3B75-N		21.6		0.8		A1-H12-TA700		
B3	AX-PM26-B3C11-N		31.2		0.5		A1-H12-TA470		
	AX-PM26-B3C15-N		38.4		0.4		A1-H12-TA350		
B4	AX-PM26-B3C18-N		45.6		0.5		A1-H12-TA280		
	AX-PM26-B3C22-N		54		0.4		A1-H12-TA240		
	AX-PM26-B3C30-N		72		0.3		A1-H12-TA160		
	AX-PM26-B3C37-N		90		0.2		A1-H12-TA160		
B6	AX-PM26-B3C45-N		120		0.117		A1-H12-TB120		
	AX-PM26-B3C55-N		150		0.094		A1-H12-TA095		
	AX-PM26-B3C75-N		200		0.07		A1-H12-TA070		
	AX-PM26-B3C90-N		250		0.056		A1-H12-TA056		
	AX-PM26-B3D11-N		250		0.056		A1-H12-TA056		
	AX-PM26-B3D13-N		290		0.048		A1-H12-TA048		

16.3 进线滤波器

进线滤波器的作用是抑制驱动器通过输入电源线所传输到公共电网中的电磁干扰,同时也衰减从电源线进入驱动器的干扰;在安装时请尽量靠近驱动器的输入端子侧进行安装,请使用驱动器专用的进线滤波器。400V 50/60Hz AX精准系列伺服驱动器可选的进线滤波器推荐型号如下表:

16.3 Incoming filter

The function of the incoming line filter is to suppress the electromagnetic interference transmitted from/to the drive to/from the public power supply network through the power supply line. When use it, please choose recommended drive specific line filter, and install it as close to the input end of the drive as possible. The recommended types of incoming line filter for 400V-50/60 Hz AX-series servo drives are as follows:

框架 Dimension types	驱动器 Drives		EMC 滤波器	EMC filter	订货号 Order number
	无内置 滤波器 型号	Without built-in filter	额定 电流 (A)	Rated current (A)	
B1	AX-PM26-B3A75-N		2.9		A1-H11-A-C10
	AX-PM26-B3B15-N		5.5		A1-H11-A-C10
	AX-PM26-B3B22-N		7.7		A1-H11-A-C10
	AX-PM26-B3B30-N		10.1		A1-H11-A-C10
B2	AX-PM26-B3B40-N		13.3		A1-H11-A-C20
	AX-PM26-B3B55-N		17.2		A1-H11-A-C20
	AX-PM26-B3B75-N		22.2		A1-H11-A-C30
B3	AX-PM26-B3C11-N		32.6		A1-H11-A-C36
	AX-PM26-B3C15-N		39.9		A1-H11-A-C50
B4	AX-PM26-B3C18-N		36		A1-H11-A-C50
	AX-PM26-B3C22-N		42		A1-H11-A-C50
	AX-PM26-B3C30-N		57		A1-H11-A-C65
	AX-PM26-B3C37-N		70		A1-H11-A-C80
B6	AX-PM26-B3C45-N		100		A1-H11-A-D10
	AX-PM26-B3C55-N		130		A1-H11-A-D13
	AX-PM26-B3C75-N		150		A1-H11-A-D15
	AX-PM26-B3C90-N		180		A1-H11-A-D18
	AX-PM26-B3D11-N		200		A1-H11-A-D20
	AX-PM26-B3D13-N		250		A1-H11-A-D25

16.4 出线电抗器

当驱动器和马达之间的距离超过50米时，由于长电缆对地的寄生电容效应导致漏电流过大，驱动器容易频繁发生过流保护，同时为了避免马达绝缘损坏，须加输出电抗器补偿，输出电抗器可以减小马达绕组上的电压负载，以及采用长的马达电缆时，容性充放电电流加在功率部分的附加负载。400V 50/60Hz AX 精准系列伺服驱动器可选的输出电抗器推荐型号如下表：

16.4 Outlet reactor

When the motor is more than 50m away from the drive, due to the parasitic capacitance effect of the long cable to the ground, the leakage current will become too large to trigger the over-current fault to protect the drive. To avoid this case and prevent motors from being damaged, a outlet reactor can be used. Because the outlet reactor can reduce the voltage applied to the motor windings and the additional load that capacitive charge/discharge current added to the power module when long cable used. The recommended model of optional Outlet Reactor for 400V-50/60 Hz AX-series servo drives are as follows:

驱动器		Drives		进线电抗器 推荐参数		Recommended parameters of reactors		订货 号	Order number
框架 Dimension types	无内置 滤波器 型号	Without built-in filter	额定 电流 (A)	Rated current (A)	电感 (mH)	Rated inductance (A)			
B1	AX-PM26-B3A75-N		2.6		3.2		A1-H13-TB140		
	AX-PM26-B3B15-N		4.9		1.7		A1-H13-TB140		
	AX-PM26-B3B22-N		7.1		1.2		A1-H13-TB100		
	AX-PM26-B3B30-N		9.2		0.9		A1-H13-TA700		
B2	AX-PM26-B3B40-N		12.2		0.7		A1-H13-TA470		
	AX-PM26-B3B55-N		15.8		0.5		A1-H13-TA350		
	AX-PM26-B3B75-N		21.6		0.4		A1-H13-TA230		
B3	AX-PM26-B3C11-N		31.2		0.3		A1-H13-TA180		
	AX-PM26-B3C15-N		38.4		0.2		A1-H13-TA180		
B4	AX-PM26-B3C18-N		45.6		0.2		A1-H13-TA140		
	AX-PM26-B3C22-N		54		0.2		A1-H13-TA120		
	AX-PM26-B3C30-N		72		0.1		A1-H13-TA087		
	AX-PM26-B3C37-N		90		0.1		A1-H13-TA078		
B6	AX-PM26-B3C45-N		120		0.058		A1-H13-TA058		
	AX-PM26-B3C55-N		150		0.047		A1-H13-TA047		
	AX-PM26-B3C75-N		200		0.035		A1-H13-TA035		
	AX-PM26-B3C90-N		250		0.028		A1-H13-TA028		
	AX-PM26-B3D11-N		250		0.028		A1-H13-TA028		
	AX-PM26-B3D13-N		290		0.024		A1-H13-TA024		

博能产品集成图

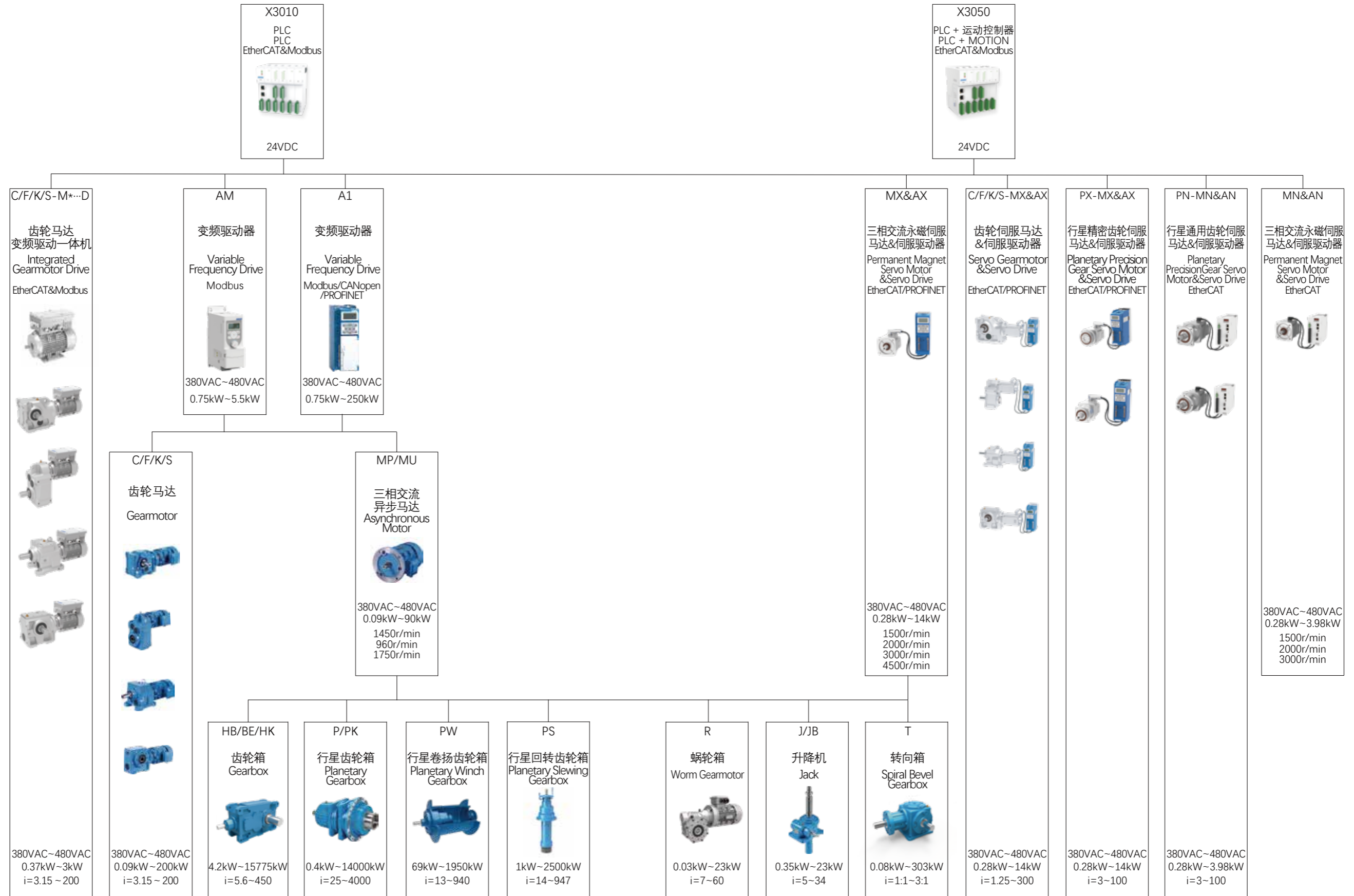
Boneng Product Integration Diagram

CONTROL
控制层

DRIVE
驱动层

MOTOR
马达层

GEAR
齿轮层



博能传动(沈阳)有限公司	BONENG TRANSMISSION(SHENYANG)CO.,LTD.
沈阳市沈北新区 太平洋工业城A区A73-6号 电话: 024-31271571	No. A73-6, Area A, Pacific Industrial City, Shenbei New District, Shenyang, Liaoning Province, China TEL: 024-31271571

博能传动(天津)有限公司	BONENG TRANSMISSION(TIANJIN)CO.,LTD.
天津市北辰区双海道6号 宏鹏工业园7号车间 电话: 022-26929556	7th Workshop, Hongpeng Industrial Park, No. 6 Shuanghai Road, Beichen District, Tianjin City,China TEL: 022-26929556

博能传动(潍坊)有限公司	BONENG TRANSMISSION(WEIFANG)CO.,LTD.
山东省潍坊市安丘市经济开发区 汶水路与昆仑大街交叉口往北 100米路东1号车间 电话: 0536-2141166	1st Workshop, Economic Development Zone, Anqiu, Weifang City, Shandong Province, China TEL: 0536-2141166

博能传动(开封)有限公司	BONENG TRANSMISSION(KAIFENG)CO.,LTD.
河南省开封市宋城路四大街11号 海神机械院内五号厂房 电话: 0371-23335238	5th Workshop, Haishen Machinery, No.11, Fourth Street, Songcheng Road,New District, Kaifeng City, Henan Province, China TEL: 0371-23335238

博能传动(长沙)有限公司	BONENG TRANSMISSION(CHANGSHA)CO.,LTD.
湖南省长沙市望城经济开发区 普瑞大道1288号 电话: 0731-88386958	No. 1288 Puri Avenue, Wangcheng Economic Development Zone, Changsha City, Hunan Province, China TEL: 0731-88386958

博能传动(苏州)有限公司	BONENG TRANSMISSION(SUZHOU)CO.,LTD.
江苏省苏州市相城区如元路100号 电话: 0512-66189662	No. 100, Ruyuan Road, Xiangcheng District, Suzhou, Jiangsu Province, China TEL: 0512-66189662

博能传动(美国)有限公司	BONENG TRANSMISSION(USA)LLC.
1250 E 222nd Euclid, OH 44117, United Staes TEL: 1-216-618-3099 TEL: 1-216-618-0138	1250 E 222nd Euclid, OH 44117, United Staes TEL: 1-216-618-3099 TEL: 1-216-618-0138

博能传动(印度)有限公司	BONENG TRANSMISSION(INDIA)PVT.LTD
Plot No. E-10/3, MIDC sinnar (Malegaon) Industrial Area, Nashik, 422123, Maharashtra, India. TEL:+91-11- 4507 6293 (DELHI) TEL:+91-22-2781 3385 (MUMBAI)	Plot No. E-10/3, MIDC sinnar (Malegaon) Industrial Area, Nashik, 422123, Maharashtra, India. TEL:+91-11- 4507 6293 (DELHI) TEL:+91-22-2781 3385 (MUMBAI)